









Outline

Designed by Maly Hoffman Kahleiss in 2012. Sled is one of a kind table that is made of solid wood slabs combined with a stainless steel base, which is the origin of the name: it looks like a sled. It is available in walnut or Japanese oak; the legs available in hairline finished stainless steel and other three colored-steel. A versatile solid wood table that fits in any situation.

Wood coating		Basic specification	
Japanese Sen NF / WNF / MBR / DBR / GY / DGY / BL / OFN Japanese Elm NF / WNF / MBR / DBR / GY / DGY / BL / OFN Japanese Oak NF / WNF / MBR / DBR / GY / DGY / BL / OFN Walnut CW / DBR / OFN		*Solid wood top *Accessory: height adjusters	
Table base colors		Table leg positions	
The legs are made of steel with a powder-coated finish.     M-GY S-GY S-BL		The table leg positions are changeable (inside or outside).  <p style="text-align: center;">(outside)</p>  <p style="text-align: center;">(inside)</p>	



③ Three-piece type for the top board of 2000–2400

Item List		*The figures in the angle brackets express the height of H type.	
Cable Tray	Four-piece type for the top board of 1900–2700	w: 1240 d: 110 h: 115	+ +
	Three-piece type for the top board of 1600–1800	w: 930 d: 110 h: 115	+ +
	Two-piece type for the top board of 1500	w: 620 d: 110 h: 115	+ +
h2 including the cable tray: 565 (595)			
An optional set of hole-processing on the top board and a cable tray and cover (made of solid wood) *The tray cover is made of the same wood; finished in the same color as the top board.			



Item List		*The figures in the angle brackets express the height of H type. *Top board: random-match						
Solid Wood Table (S) / Solid Wood Table (S) H		Three colors available for the leg						
w:		1500	1600	1700	1800	1900	2000	2100
d: 850	Japanese Sen:							
	Japanese Elm:							
	Japanese Oak:							
	Walnut							
d: 900	Japanese Sen:							
	Japanese Elm:							
	Japanese Oak:							
	Walnut							
d: 950	Japanese Sen:							
	Japanese Elm:							
	Japanese Oak:							
	Walnut							
d: 1000	Japanese Sen:							
	Japanese Elm:							
	Japanese Oak:							
	Walnut							
d: 1100	Japanese Sen:							
	Japanese Elm:							
	Japanese Oak:							
	Walnut							
d: 1200	Japanese Sen:							
	Japanese Elm:							
	Japanese Oak:							
	Walnut							
h: 710 (740) h2:665 (695)								
wbl: (inside/outside)		1055 / 1265	1105 / 1315			1415 / 1625		



Item List *The figures in the angle brackets express the height of H type. *Top board: random-match

Solid Wood Table (S) / Solid Wood Table (S) H *Vertical joint is applied for tables longer than 2101 mm (except for walnut). See p. 194 for more information on vertical joints. | Three colors available for the leg |

w:		2200	2300	2400	2500	2600	2700
d: 850	Japanese Sen: Japanese Elm						
	Japanese Oak						
	Walnut						
d: 900	Japanese Sen: Japanese Elm						
	Japanese Oak						
	Walnut						
d: 950	Japanese Sen: Japanese Elm						
	Japanese Oak						
	Walnut						
d: 1000	Japanese Sen: Japanese Elm						
	Japanese Oak						
	Walnut						
d: 1100	Japanese Sen: Japanese Elm						
	Japanese Oak						
	Walnut						
d: 1200	Japanese Sen: Japanese Elm						
	Japanese Oak						
	Walnut						

h: 710 <740> h2:665 <695>

wbl: (inside/outside)

1625/1835

Description for the Item List

Wood coating

Wood and wood coating available to each model

Fabric and leather

Check the applicability of fabric and leather to each model.

Make-it-lower

Items that can be lowered by cutting legs

Covering seat

Items with a Covering seat seat

Leather stitching

Items with leather stitching when upholstered with leather

QR code



The QR code at the top right of each page enables you to access our web page where you can see more images of our products.

Grain

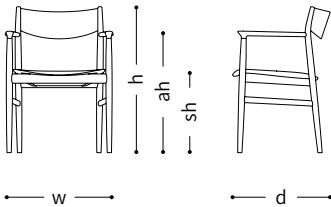
Random match

Wood planks or veneer sheets are joined at random, of which expressive surface patterns require craftspeople for high skills and an eye for beauty.

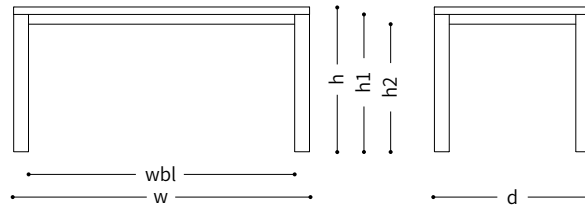
Book match

Two pieces of wood planks or veneer sheets with similar surface patterns are arranged side by side to look like a book opened, which makes surface patterns look more dynamic by grains running symmetrically.

Size description for chairs and tables



w width
d depth
h height
sh seat height
ah arm height
wt weight (kg)



w width
d depth
h height
t thickness
h1 height from the floor to the bottom of the top board
h2 height from the floor to the cross pieces of the top board
wbl width between legs
dia diameter

*Size description by 5 mm

*Please note that there may be some measurement errors in size of chairs and sofas by the thickness of upholstery.

Price description for chairs

	F1	F2	F3	F4 / CL1	F5 / L2	L3	L4	
①	Japanese Elm							②
	Japanese Ash							
	Japanese Oak							③
④	Only covering seat							

- ① Wood *1
- ② Fabric*2 / Leather grade*3
- ③ Price by grade
- ④ Price of a Covering seat seat

*1 Please see p. 214–216

*2 Please see p. 217–219

*3 Please see p. 220–221

● 20 25 30 35 40 45 50 The figures in the boxes represent sales periods more than 20 years.

● The seat fabric and leather price is classified in seven grades.

● Delivery and installation are separately charged.

* Please contact for more details.