



SL TABLE

https://www.condehouseglobal.com/products/series/detail.php?series_id=126






Outline

This leg shape is common, may look nothing special at first glance. What makes this table unique is the legs made of wood, though this type of table legs are made of metal in most cases. We elaborated the shape of the leg surface to make a good touch. Anticipating users will feel the table legs with their toes. Two heights (710 mm or 740 mm) and an optional cable tray are available.

Wood coating	Table leg positions	Basic specification
Japanese Sen • Japanese Elm • Japanese Oak NF/NFWNF/NFMBR/NFDBR/NFGY/NFDGY/NFBL /WNF/WNFNF/WNFMBR/WNFDBR/WNFGY/WNFDGY/WNFBL /MBR/MBRNF/MBRWNF/MBRDBR/MBRGY/MBRDGY/MBRBL /DBR/DBRNF/DBRWNF/DBRMBR/DBRGY/DBRDGY/DBRBL /GY/GYNF/GYWNF/GYMBR/GYDBR/GYDGY/GYBL /DGY/DGYNF/DGYWNF/DGYMBR/DGYDBR/DGYGY/DGYBL /BL/BLNF/BLWNF/BLMBR/BLDBR/BLGY/BLDGY /OFN/OFNNF/OFNWNF/OFNMBR/OFNDBR/OFNGY/OFNDGY/OFNBL Walnut CW/CWDBR/DBR/DBRCW/OFN/OFNCW/OFNDBR *Wood and finish are indicated as follows: top board finish + leg finish * Japanese elm is available for legs in any color at the price of walnut.	 (outside)  (inside)	*Solid wood top *Accessory: height adjusters, reinforcement back beam (for ones wider than 1700 mm)




Three-piece type for the top board of 2000–2400

Item List		*The figures in the angle brackets express the height of H type.	
Cable Tray	Four-piece type for the top board of 2500–2700	w: 1240 d: 110 h: 110	
	Three-piece type for the top board of 2000–2400	w: 930 d: 110 h: 110	
h2 including the cable tray: 575 (605)	Two-piece type for the top board of 1500–1900	w: 620 d: 110 h: 110	
An optional set of hole-processing on the top board and a cable tray and cover (made of solid wood) *The tray cover is made of the same wood; finished in the same color as the top board.			

SL TABLE


https://www.condehouseglobal.com/products/series/detail.php?series_id=126



Item List *The figures in the angle brackets express the height of H type. *Top board: random-match

Solid Wood Table / Solid Wood Table H

w:		1500	1600	1700	1800	1900	2000	2100
d: 850	Japanese Sen: Japanese Elm:							
	Japanese Oak:							
	Walnut							
d: 900	Japanese Sen: Japanese Elm:							
	Japanese Oak:							
	Walnut							
d: 950	Japanese Sen: Japanese Elm:							
	Japanese Oak:							
	Walnut							
d: 1000	Japanese Sen: Japanese Elm:							
	Japanese Oak:							
	Walnut							
d: 1100	Japanese Sen: Japanese Elm:							
	Japanese Oak:							
	Walnut							
d: 1200	Japanese Sen: Japanese Elm:							
	Japanese Oak:							
	Walnut							
h: 710<740> h2: 675<705> h3: 635<665>								
wbl: (inside/outside)		1000/1220	1100/1320	1200/1420	1400/1620			



Item List		*The figures in the angle brackets express the height of H type. *Top board: random-match					
Solid Wood Table / Solid Wood Table H		*Solid-wood top (with vertical joints for tables longer than 2101 mm). See p.194 for more information on vertical joints.					
w:		2200	2300	2400	2500	2600	2700
d: 850	Japanese Sen Japanese Elm						
	Japanese Oak						
	Walnut						
d: 900	Japanese Sen Japanese Elm						
	Japanese Oak						
	Walnut						
d: 950	Japanese Sen Japanese Elm						
	Japanese Oak						
	Walnut						
d: 1000	Japanese Sen Japanese Elm						
	Japanese Oak						
	Walnut						
d: 1100	Japanese Sen Japanese Elm						
	Japanese Oak						
	Walnut						
d: 1200	Japanese Sen Japanese Elm						
	Japanese Oak						
	Walnut						
h: 710<740> h2: 675<705> h3: 635<665>							
wbl: (inside/outside)		1600/1820			1800/2020		

Description for the Item List

Wood coating

Wood and wood coating available to each model

Fabric and leather

Check the applicability of fabric and leather to each model.

Make-it-lower

Items that can be lowered by cutting legs


Covering seat

Items with a Covering seat seat

Leather stitching

Items with leather stitching when upholstered with leather

QR code



The QR code at the top right of each page enables you to access our web page where you can see more images of our products.

Grain

- Random match
- Wood planks or veneer sheets are joined at random, of which expressive surface patterns require craftspeople for high skills and an eye for beauty.
- Book match
- Two pieces of wood planks or veneer sheets with similar surface patterns are arranged side by side to look like a book opened, which makes surface patterns look more dynamic by grains running symmetrically.

Size description for chairs and tables

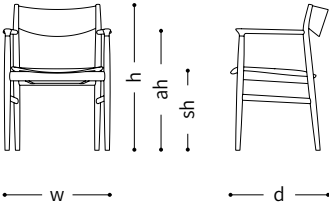


Diagram showing chair dimensions: w (width), d (depth), h (height), sh (seat height), ah (arm height).

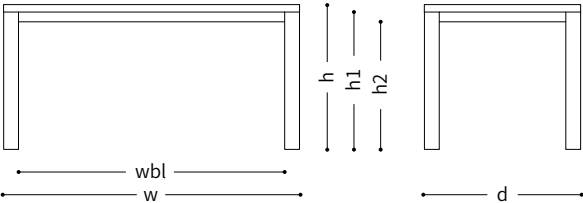


Diagram showing table dimensions: w (width), wbl (width between legs), d (depth), h (height), h1 (height from floor to bottom of top board), h2 (height from floor to cross pieces of top board), t (thickness), dia (diameter).

w width
d depth
h height
sh seat height
ah arm height
wt weight (kg)

w width
d depth
h height
t thickness

h1 height from the floor to the bottom of the top board
h2 height from the floor to the cross pieces of the top board
wbl width between legs
dia diameter

*Size description by 5 mm

*Please note that there may be some measurement errors in size of chairs and sofas by the thickness of upholstery.

Price description for chairs

After-tax

Before-tax

	F1	F2	F3	F4 / CL1	F5 / L2	L3	L4	
①	Japanese Ash							②
	Walnut							③
④	Only covering seat							

① Wood *1

② Fabric*2 / Leather grade*3

③ Price by grade

④ Price of a Covering seat seat

*1 Please see P.198 ~ 200

*2 Please see P.201 ~ 203

*3 Please see P.204 ~ 205

● 20 25 30 35 40 45 50

The figures in the boxes represent sales periods more than 20 years.

● The seat fabric and leather price is classified in seven grades.

● Delivery and installation are separately charged.

* Please contact for more details.