





Outline

SAN stands for 3 in Japanese. Designer Michael Schneider sketched the chair with 3 lines; hence it was named SAN. A chair designed with an upholstered seat and back provides comfort for long hour sitting. Available in Japanese Birch, stitching on the surface of leather upholstery.

Wood coating	Fabric and leather	Make-it-lower
Japanese BirchNF / WNF / MBR / DBR / GY / DGY / BL	F5 Camila	Chair : 10mm 20mm 30mm 40mm
Leather stitching	Japanese Birch	
You can make it no-stitching with Additional charge. Leataher stitching is applied to the following:		Japanese Birch is a tree locally grown in Hokkaido. The heartwood is red; the sapwood is white. Here at CondeHouse, we use both heartwood and sapwood. Consequently, their mixed natural colors make our furniture look unique.
<div>• Chair (Upholstered Seat) Chair H (Upholstered Seat) [The drawing for Chair (Upholstered Seat)]</div> <div>Additional charge</div> <div></div>		 



Item List		*T h e figures in the angle brackets express the height of H type.						
		F1	F2	F3	F4 / CL1	F5 / L2	L3	L4
Chair (Upholstered Seat) Chair H (Upholstered Seat)	w: 515 d: 550 h: 730<750> sh: 450<470> ah: 610-675<630-695> wt: 5.0	Japanese Birch						
		Limit in fabric / leather Leather stitching						



Description for the Item List

Wood coating

Wood and wood coating available to each model

Fabric and leather

Check the applicability of fabric and leather to each model.

Make-it-lower

Items that can be lowered by cutting legs


Covering seat

Items with a Covering seat seat

Leather stitching

Items with leather stitching when upholstered with leather

QR code




The QR code at the top right of each page enables you to access our web page where you can see more images of our products.

Grain

- Random match
- Wood planks or veneer sheets are joined at random, of which expressive surface patterns require craftspeople for high skills and an eye for beauty.
- Book match
- Two pieces of wood planks or veneer sheets with similar surface patterns are arranged side by side to look like a book opened, which makes surface patterns look more dynamic by grains running symmetrically.

Size description for chairs and tables



w width


d depth

h height

sh seat height

ah arm height

wt weight (kg)



w width

d depth

h height

t thickness

h1 height from the floor to the bottom of the top board

h2 height from the floor to the cross pieces of the top board

wbl width between legs

dia diameter

*Size description by 5 mm

*Please note that there may be some measurement errors in size of chairs and sofas by the thickness of upholstery.

Price description for chairs

After-tax

Before-tax

	F1	F2	F3	F4 / CL1	F5 / L2	L3	L4	
①	Japanese Ash							②
	Walnut							
	Only covering seat							

④

① Wood *1

② Fabric*2 / Leather grade*3

③ Price by grade

④ Price of a Covering seat seat

*1 Please see P.198 ~ 200

*2 Please see P.201 ~ 203

*3 Please see P.204 ~ 205

● 20 25 30 35 40 45 50 The figures in the boxes represent sales periods more than 20 years.

● The seat fabric and leather price is classified in seven grades.

● Delivery and installation are separately charged.

* Please contact for more details.