




Riki Watanabe (1911-2013) / Japan

Outline

This solid wood bench was designed by Riki Watanabe, one of Japan's leading product designers. It is characterized by its rich wood texture, strong form, and neat expression. The gently curved surface of the seat enhances the comfort. There are more design ideas appearing in detail to share, such as the shape of the seat edge, the slits, etc.

Wood coating

Japanese Oak NF / WNF / MBR / DBR / GY / DGY / BL



Item List

Bench177 [Image]	w: 1770 d: 430 h: 390	<div>Japanese Oak</div>
	*MOQ: 4 *Solid wood seat	
Bench150	w: 1500 d: 430 h: 390	<div>Japanese Oak</div>
	*MOQ: 4 *Solid wood seat	




Outline

This dignified bench was commercialized based on an award-winning work from the International Furniture Design Asahikawa 2005. The contrast between the strength of the solid wood and the delicate wave pattern on the seat is similar to karesansui (dry landscape garden) in which nature including water is expressed with stones.

Wood coating

Japanese Oak NF / WNF / MBR / DBR / GY / DGY / BL



Item List

Bench160	w: 1600 d: 420 h: 430	<div>Japanese Oak</div>
	*MOQ: 4 *Solid wood seat *Accessory: height adjusters	

Description for the Item List

Wood coating

Wood and wood coating available to each model

Fabric and leather

Check the applicability of fabric and leather to each model.

Make-it-lower

Items that can be lowered by cutting legs


Covering seat

Items with a Covering seat seat

Leather stitching

Items with leather stitching when upholstered with leather

QR code



The QR code at the top right of each page enables you to access our web page where you can see more images of our products.

Grain

- Random match
- Wood planks or veneer sheets are joined at random, of which expressive surface patterns require craftspeople for high skills and an eye for beauty.
- Book match
- Two pieces of wood planks or veneer sheets with similar surface patterns are arranged side by side to look like a book opened, which makes surface patterns look more dynamic by grains running symmetrically.

Size description for chairs and tables




Diagram showing chair dimensions: w (width), d (depth), h (height), sh (seat height), ah (arm height).




Diagram showing table dimensions: w (width), d (depth), wbl (width between legs), h (height), h1 (height from floor to bottom of top board), h2 (height from floor to cross pieces of top board), t (thickness), dia (diameter).

w ..... width

d ..... depth

h ..... height

sh ..... seat height

ah ..... arm height

wt ..... weight (kg)

w ..... width

d ..... depth

h ..... height

t ..... thickness

h1 ..... height from the floor to the bottom of the top board

h2 ..... height from the floor to the cross pieces of the top board

wbl ..... width between legs

dia ..... diameter

\*Size description by 5 mm

\*Please note that there may be some measurement errors in size of chairs and sofas by the thickness of upholstery.

Price description for chairs

After-tax

Before-tax

	F1	F2	F3	F4 / CL1	F5 / L2	L3	L4	
①	Japanese Ash							②
	Walnut							③
④	Only covering seat							

① Wood \*1

② Fabric\*2 / Leather grade\*3

③ Price by grade

④ Price of a Covering seat seat

\*1 Please see P.198 ~ 200

\*2 Please see P.201 ~ 203

\*3 Please see P.204 ~ 205

● 20 25 30 35 40 45 50 The figures in the boxes represent sales periods more than 20 years.

● The seat fabric and leather price is classified in seven grades.

● Delivery and installation are separately charged.

\* Please contact for more details.