

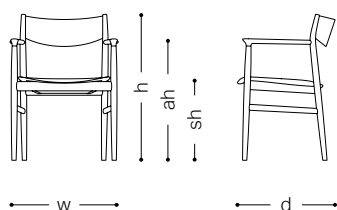
# CondeHouse Collection 2024

## Item List

## Description for the Item List

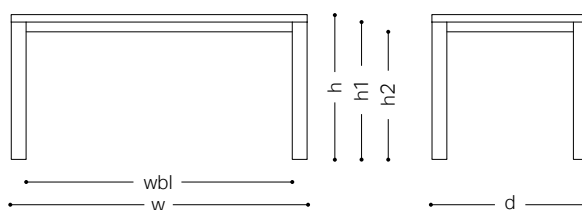
<b>Wood coating</b>	Wood and wood coating available to each model
<b>Fabric and leather</b>	Check the applicability of fabric and leather to each model.
<b>Make-it-lower</b>	Items that can be lowered by cutting legs
<b>Covering seat</b>	Items with a Covering seat seat
<b>Leather stitching</b>	Items with leather stitching when upholstered with leather
<b>Designer</b>	The name of a designer

### Size description for chairs



w ..... width  
d ..... depth  
h ..... height  
sh ..... seat height  
ah ..... arm height  
wt ..... weight (kg)

### Size description for tables



w ..... width  
d ..... depth  
h ..... height  
t ..... thickness  
h1 ..... height from the floor to the bottom of the top board  
h2 ..... height from the floor to the cross pieces of the top board  
wbl ..... width between legs  
dia ..... diameter

\*Size description by 5 mm

\*Please note that there may be some measurement errors in size of chairs and sofas by the thickness of upholstery.

## Price description for chairs

	F1	F2	F3	F4/CL1	F5/L2	L3	L4	
① After-tax Before-tax	Japanese Elm							②
	Japanese Ash Japanese Cherry							
	Japanese Oak							
	Walnut							
④	Only covering seat							③

① Wood \*1

② Fabric\*2 / Leather grade\*3

③ Price by grade

④ Price of a Covering seat

\*1 Please see p. 266 to 268

\*2 Please see p. 269 to 271

\*3 Please see p. 272 to 273

## QR code



The QR code at the top right of each page enables you to access our web page where you can see more images of our products.

## Grain

### Random match

Wood planks or veneer sheets are joined at random, of which expressive surface patterns require craftspeople for high skills and an eye for beauty.

### Book match

Two pieces of wood planks or veneer sheets with similar surface patterns are arranged side by side to look like a book opened, which makes surface patterns look more dynamic by grains running symmetrically.

● 20 25 30 35 40 45 50 The figures in the boxes represent sales periods more than 20 years.

● The seat fabric and leather price is classified in seven grades.

● Delivery and installation are separately charged.

\* Please contact for more details.



An extension table that doesn't look that way because it's extended on the edge. The two additional tabletops stored under the main tabletop allow the table to extend twice up to 2500 mm (in case of the original size of 1600 mm) to accommodate more people. It has been widely used in many different scenarios since 2009.

**Wood coating**

Japanese Ash NF/WNF/MBR/DBR/GY/DGY/BL


**Make-it-lower**

Table: 10mm | 20mm | 30mm


**Designer**



Toshiyuki Yoshino  
Japan



Grain



Japanese Ash NF



The top board is extendable.

Extension Table 160 × 90  
Extension Table 160 × 90 H

w: 1600 (2050/2500) d: 900 h: 710 (740)  
h2: 620 (650) wbl: 1450 (1900/2350)

Japanese Ash

\*Accessory: height adjusters for the extendable-side legs

Extension Table 140 × 90  
Extension Table 140 × 90 H

w: 1400 (1850/2300) d: 900 h: 710 (740)  
h2: 620 (650) wbl: 1250 (1700/2150)

Japanese Ash

\*Accessory: height adjusters for the extendable-side legs

[Image]

\*The figures in the parentheses are sizes at the time of extension; ones in the angle brackets express the height of H type. \*Top boards: book-match