

CondeHouse Collection 2024

Item List

Description for the Item List

Wood coating	Wood and wood coating available to each model
Fabric and leather	Check the applicability of fabric and leather to each model.
Make-it-lower	Items that can be lowered by cutting legs
Covering seat	Items with a Covering seat seat
Leather stitching	Items with leather stitching when upholstered with leather
Designer	The name of a designer

Size description for chairs



w width
d depth
h height
sh seat height
ah arm height
wt weight (kg)

Size description for tables



w width
d depth
h height
t thickness
h1 height from the floor to the bottom of the top board
h2 height from the floor to the cross pieces of the top board
wbl width between legs
dia diameter

*Size description by 5 mm

*Please note that there may be some measurement errors in size of chairs and sofas by the thickness of upholstery.

Price description for chairs

	F1	F2	F3	F4/CL1	F5/L2	L3	L4	
①	Japanese Elm							②
	Japanese Ash Japanese Cherry							
	Japanese Oak							
	Walnut							
④	Only covering seat							③

① Wood *1

② Fabric*2 / Leather grade*3

③ Price by grade

④ Price of a Covering seat

*1 Please see p. 266 to 268

*2 Please see p. 269 to 271

*3 Please see p. 272 to 273

QR code



The QR code at the top right of each page enables you to access our web page where you can see more images of our products.

Grain

Random match

Wood planks or veneer sheets are joined at random, of which expressive surface patterns require craftspeople for high skills and an eye for beauty.

Book match

Two pieces of wood planks or veneer sheets with similar surface patterns are arranged side by side to look like a book opened, which makes surface patterns look more dynamic by grains running symmetrically.

● 20 25 30 35 40 45 50 The figures in the boxes represent sales periods more than 20 years.

● The seat fabric and leather price is classified in seven grades.

● Delivery and installation are separately charged.

* Please contact for more details.



KOTAN, a series of furniture developed for better sustainability and longevity. The chair might look simple but is very complicated in structure. Designer Naoto Fukasawa put in hours of work to make it comfortable, light, and durable at the same time. The series has tables with a wide variety in height, size, and material. Available in Japanese Ash and perfect for residences, stores, and office spaces.

Wood coating

Japanese Ash NF/WNF/MBR/DBR/GY/DGY/BL


Make-it-lower

Chair, Stool: **10mm** **20mm** **30mm** **40mm**

High Chair, High Stool: up to 150 mm in 10 mm increments

Oval Table, Table: **10mm** **20mm** **30mm**

Table bade colors



M-GY

S-GY

S-BL

Linoleum colors



4176

4175

4154

4179

4174

4023

Linoleum is natural material mainly consisting of linseed oil, and is eco-friendly with antibacterial, antiviral, and deodorizing effect.


Leather stitching



You can make it no-stitching with additional charge. Leather stitching is applied to the following:

- Chair (Upholstered Seat)
 - Chair H (Upholstered Seat)
 - Stool (Upholstered Seat)
 - Stool H (Upholstered Seat)
 - High Chair (Upholstered Seat)
 - High Chair H (Upholstered Seat)
 - High Stool (Upholstered Seat)
 - High Stool H (Upholstered Seat)
- [The drawing for Chair (Upholstered Seat)]

Additional charge



(Top)



(Side)



(Front)

Designer



Naoto Fukasawa
with Hiroyuki Tsuchida
Japan



Stackable up to 6



KOTAN



① Japanese Ash WNF KP-DBR/L3



② Japanese Ash MBR



③ Japanese Ash GY (4023)



④ Japanese Ash BL BQ-BL/L3



⑤ Japanese Ash BL



⑥ Japanese Ash WNF (4175)



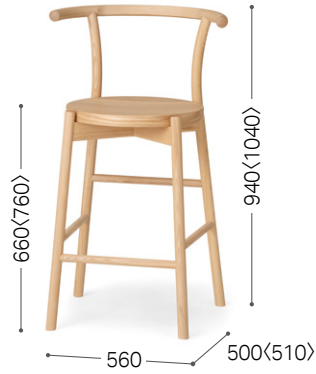
⑦ Japanese white birch laminated veneer lumber DGY

		F1	F2	F3	F4/CL1	F5/L2	L3	L4	
Chair (Upholstered Seat) Chair H (Upholstered Seat) [Image ①]	w: 560 d: 495 h: 700 (720) sh: 440 (460) wt: 4.5	Japanese Ash							
		*Stackable up to 6						Leather stitching	
Chair (Wooden Seat) Chair H (Wooden Seat) [Image ②]	w: 560 d: 495 h: 700 (720) sh: 420 (440) wt: 4.5	*Stackable up to 6						Japanese Ash	
Chair (Linoleum) Chair H (Linoleum) [Image ③]	w: 560 d: 495 h: 700 (720) sh: 420 (440) wt: 4.5	*The linoleum seat is available in 6 colors. *Stackable up to 6						Japanese Ash	
Stool (Upholstered Seat) Stool H (Upholstered Seat) [Image ④]	w: 425 d: 425 h: 440 (460) wt: 3.5	Japanese Ash							
		*Stackable up to 6						Leather stitching	
Stool (Wooden Seat) Stool H (Wooden Seat) [Image ⑤]	w: 420 d: 420 h: 420 (440) wt: 3.5	*Stackable up to 6						Japanese Ash	
Stool (Linoleum) Stool H (Linoleum) [Image ⑥]	w: 420 d: 420 h: 420 (440) wt: 3.5	*The linoleum seat is available in 6 colors. *Stackable up to 6						Japanese Ash	
Dolly [Image ⑦]	w: 625 d: 625 h: 115	*The carrier of kotan (chairs and stools) stackable up to 6 in all				Japanese white birch laminated veneer lumber NF/DGY			

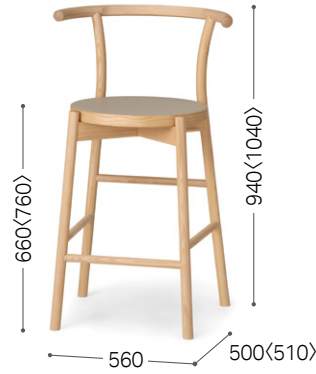
*The figures in the angle brackets express the height of H type.



⑧ Japanese Ash BL BQ-BL/L3
Optional Footstep



⑨ Japanese Ash WNF



⑩ Japanese Ash WNF (4175)



⑪ Japanese Ash WNF MG-LGY/L3



⑫ Japanese Ash WNF



⑬ Japanese Ash BL (4176)
Optional Footstep



⑭ Optional Footstep

		F1	F2	F3	F4/CL1	F5/L2	L3	L4	
High Chair (Upholstered Seat) High Chair H (Upholstered Seat) [Image ⑧ : H]	w: 560 d: 500 (510) h: 940 (1040) sh: 680 (780) wt: 6.0	Japanese Ash							
		Leather stitching							
High Chair (Wooden Seat) High Chair H (Wooden Seat) [Image ⑨ : H]	w: 560 d: 500 (510) h: 940 (1040) sh: 660 (760) wt: 6.0						Japanese Ash		
High Chair (Linoleum) High Chair H (Linoleum) [Image ⑩ : H]	w: 560 d: 500 (510) h: 940 (1040) sh: 660 (760) wt: 6.0	*The linoleum seat is available in 6 colors.						Japanese Ash	
High Stool (Upholstered Seat) High Stool H (Upholstered Seat) [Image ⑪ : H]	w: 440 (455) d: 440 (455) h: 680 (780) wt: 5.0	Japanese Ash							
		Leather stitching							
High Stool (Wooden Seat) High Stool H (Wooden Seat) [Image ⑫ : H]	w: 440 (455) d: 440 (455) h: 660 (760) wt: 5.0						Japanese Ash		
High Stool (Linoleum) High Stool H (Linoleum) [Image ⑬ : H]	w: 440 (455) d: 440 (455) h: 660 (760) wt: 5.0	*The linoleum seat is available in 6 colors.						Japanese Ash	
Optional Footstep [Image ⑭ : H]		*Hairline finished stainless steel							

*The figures in the angle brackets express the height of H type.



Round Table 120 Round Table 120 H <small>[Image ⑮]</small>	dia: 1200 h: 710 <740> h1: 680 <710>	
	*Accessory: height adjusters Three colors available for the base part	
Round Table 120 (Linoleum) Round Table 120 H (Linoleum)	dia: 1200 h: 710 <740> h1: 680 <710>	
	*Accessory: height adjusters *The linoleum top board is available in 6 colors. Three colors available for the base part	
Round Table 110 Round Table 110 H	dia: 1100 h: 710 <740> h1: 680 <710>	
	*Accessory: height adjusters Three colors available for the base part	
Round Table 110 (Linoleum) Round Table 110 H (Linoleum)	dia: 1100 h: 710 <740> h1: 680 <710>	
	*Accessory: height adjusters *The linoleum top board is available in 6 colors. Three colors available for the base part	
Round Table 100 Round Table 100 H	dia: 1000 h: 710 <740> h1: 680 <710>	
	*Accessory: height adjusters Three colors available for the base part	
Round Table 100 (Linoleum) Round Table 100 H (Linoleum)	dia: 1000 h: 710 <740> h1: 680 <710>	
	*Accessory: height adjusters *The linoleum top board is available in 6 colors. Three colors available for the base part	
Round Table 90 Round Table 90 H <small>[Image ⑯]</small>	dia: 900 h: 710 <740> h1: 680 <710>	
	*Accessory: height adjusters Three colors available for the base part	
Round Table 90 (Linoleum) Round Table 90 H (Linoleum)	dia: 900 h: 710 <740> h1: 680 <710>	
	*Accessory: height adjusters *The linoleum top board is available in 6 colors. Three colors available for the base part	

*The figures in the angle brackets express the height of H type.



⑰ Japanese Ash WNF (4175) Base: M-GY



⑱ Japanese Ash WNF (4023) Base: M-GY

Round Table 80
Round Table 80 H

dia: 800 h: 710 <740> h1: 680 <710>

Japanese Ash

*Accessory: height adjusters | Three colors available for the base part |

Round Table 80 (Linoleum)
Round Table 80 H (Linoleum)

[Image ⑰]

dia: 800 h: 710 <740> h1: 680 <710>

Japanese Ash

*Accessory: height adjusters
*The linoleum top board is available in 6 colors. | Three colors available for the base part |

Round Table 70
Round Table 70 H

dia: 700 h: 710 <740> h1: 680 <710>

Japanese Ash

*Accessory: height adjusters | Three colors available for the base part |

Round Table 70 (Linoleum)
Round Table 70 H (Linoleum)

dia: 700 h: 710 <740> h1: 680 <710>

Japanese Ash

*Accessory: height adjusters
*The linoleum top board is available in 6 colors. | Three colors available for the base part |

Round Table 60
Round Table 60 H

dia: 600 h: 710 <740> h1: 680 <710>

Japanese Ash

*Accessory: height adjusters | Three colors available for the base part |

Round Table 60 (Linoleum)
Round Table 60 H (Linoleum)

[Image ⑱]

dia: 600 h: 710 <740> h1: 680 <710>

Japanese Ash

*Accessory: height adjusters
*The linoleum top board is available in 6 colors. | Three colors available for the base part |

Round Table 50
Round Table 50 H

dia: 500 h: 710 <740> h1: 680 <710>

Japanese Ash

*Accessory: height adjusters | Three colors available for the base part |

Round Table 50 (Linoleum)
Round Table 50 H (Linoleum)

dia: 500 h: 710 <740> h1: 680 <710>

Japanese Ash

*Accessory: height adjusters
*The linoleum top board is available in 6 colors. | Three colors available for the base part |

*The figures in the angle brackets express the height of H type.



⑱ Japanese Ash BL (4176)



⑳ Japanese Ash GY

Oval Table 240 × 90
Oval Table 240 × 90 H

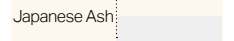
w: 2400 d: 900 h: 710 <740> h2: 610 <640>
wbl: 1645



*Accessory: height adjusters

Oval Table 240 × 90 (Linoleum)
Oval Table 240 × 90 H (Linoleum)

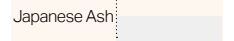
w: 2400 d: 900 h: 710 <740> h2: 610 <640>
wbl: 1645



*Accessory: height adjusters
*The linoleum top board is available in 6 colors.

Oval Table 220 × 90
Oval Table 220 × 90 H

w: 2200 d: 900 h: 710 <740> h2: 610 <640>
wbl: 1365

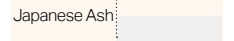


*Accessory: height adjusters

Oval Table 220 × 90 (Linoleum)
Oval Table 220 × 90 H (Linoleum)

[Image ⑱]

w: 2200 d: 900 h: 710 <740> h2: 610 <640>
wbl: 1365

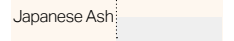


*Accessory: height adjusters
*The linoleum top board is available in 6 colors.

Oval Table 200 × 90
Oval Table 200 × 90 H

[Image ⑳]

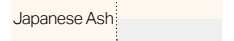
w: 2000 d: 900 h: 710 <740> h2: 610 <640>
wbl: 1265



*Accessory: height adjusters

Oval Table 200 × 90 (Linoleum)
Oval Table 200 × 90 H (Linoleum)

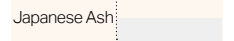
w: 2000 d: 900 h: 710 <740> h2: 610 <640>
wbl: 1265



*Accessory: height adjusters
*The linoleum top board is available in 6 colors.

Oval Table 180 × 90
Oval Table 180 × 90 H

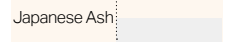
w: 1800 d: 900 h: 710 <740> h2: 610 <640>
wbl: 1165



*Accessory: height adjusters

Oval Table 180 × 90 (Linoleum)
Oval Table 180 × 90 H (Linoleum)

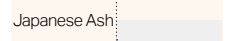
w: 1800 d: 900 h: 710 <740> h2: 610 <640>
wbl: 1165



*Accessory: height adjusters
*The linoleum top board is available in 6 colors.

Oval Table 160 × 90
Oval Table 160 × 90 H

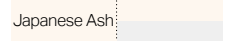
w: 1600 d: 900 h: 710 <740> h2: 610 <640>
wbl: 1065



*Accessory: height adjusters


Oval Table 160 × 90 (Linoleum)
Oval Table 160 × 90 H (Linoleum)

w: 1600 d: 900 h: 710 <740> h2: 610 <640>
wbl: 1065

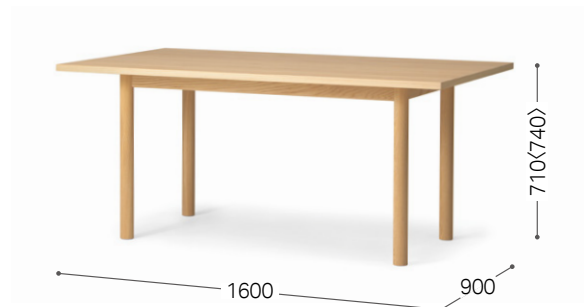


*Accessory: height adjusters
*The linoleum top board is available in 6 colors.

*The figures in the angle brackets express the height of H type.



② Japanese Ash BL (4176)



② Japanese Ash WNF

Table 240 × 90
Table 240 × 90 H

w: 2400 d: 900 h: 710 <740> h2: 610 <640>
wbl: 1845



*Accessory: height adjusters

Table 240 × 90 (Linoleum)
Table 240 × 90 H (Linoleum)

w: 2400 d: 900 h: 710 <740> h2: 610 <640>
wbl: 1845



*Accessory: height adjusters
*The linoleum top board is available in 6 colors.

Table 220 × 90
Table 220 × 90 H

w: 2200 d: 900 h: 710 <740> h2: 610 <640>
wbl: 1645



*Accessory: height adjusters

Table 220 × 90 (Linoleum)
Table 220 × 90 H (Linoleum)

[Image ②]

w: 2200 d: 900 h: 710 <740> h2: 610 <640>
wbl: 1645



*Accessory: height adjusters
*The linoleum top board is available in 6 colors.

Table 200 × 90
Table 200 × 90 H

w: 2000 d: 900 h: 710 <740> h2: 610 <640>
wbl: 1445



*Accessory: height adjusters

Table 200 × 90 (Linoleum)
Table 200 × 90 H (Linoleum)

w: 2000 d: 900 h: 710 <740> h2: 610 <640>
wbl: 1445



*Accessory: height adjusters
*The linoleum top board is available in 6 colors.

Table 180 × 90
Table 180 × 90 H

w: 1800 d: 900 h: 710 <740> h2: 610 <640>
wbl: 1245



*Accessory: height adjusters

Table 180 × 90 (Linoleum)
Table 180 × 90 H (Linoleum)

w: 1800 d: 900 h: 710 <740> h2: 610 <640>
wbl: 1245



*Accessory: height adjusters
*The linoleum top board is available in 6 colors.

Table 160 × 90
Table 160 × 90 H

[Image ②]

w: 1600 d: 900 h: 710 <740> h2: 610 <640>
wbl: 1115



*Accessory: height adjusters

Table 160 × 90 (Linoleum)
Table 160 × 90 H (Linoleum)

w: 1600 d: 900 h: 710 <740> h2: 610 <640>
wbl: 1115




*Accessory: height adjusters
*The linoleum top board is available in 6 colors.

*The figures in the angle brackets express the height of H type.



㉓ Japanese Ash BL Base: S-BL



㉔ Japanese Ash WNF (4176) Base: M-GY



㉕ Japanese Ash WNF Base: M-GY



㉖ Japanese Ash WNF Base: M-GY



㉗ Japanese Ash WNF (4175) Base: M-GY

Round High Table 60
Round High Table 60 H
 [Image ㉓ : H]

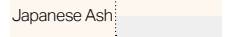
dia: 600 h: 1000 (1100) h1: 970 (1070)



*Accessory: height adjusters | Three colors available for the base part |

Round High Table 60 (Linoleum)
Round High Table 60 H (Linoleum)
 [Image ㉓ : H]

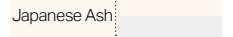
dia: 600 h: 1000 (1100) h1: 970 (1070)



*Accessory: height adjusters
 *The linoleum top board is available in 6 colors. | Three colors available for the base part |

Round Low Table 90
 [Image ㉕]

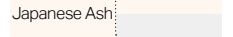
dia: 900 h: 380



*Accessory: height adjusters | Three colors available for the base part |

Round Low Table 90 (Linoleum)

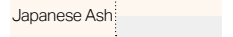
dia: 900 h: 380



*Accessory: height adjusters
 *The linoleum top board is available in 6 colors. | Three colors available for the base part |

Round Low Table 60
 [Image ㉖]

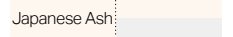
dia: 600 h: 540



*Accessory: height adjusters | Three colors available for the base part |

Round Low Table 60 (Linoleum)

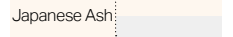
dia: 600 h: 540



*Accessory: height adjusters
 *The linoleum top board is available in 6 colors. | Three colors available for the base part |

Round Low Table 50

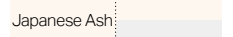
dia: 500 h: 480



*Accessory: height adjusters | Three colors available for the base part |

Round Low Table 50 (Linoleum)
 [Image ㉗]

dia: 500 h: 480



*Accessory: height adjusters
 *The linoleum top board is available in 6 colors. | Three colors available for the base part |

*The figures in the angle brackets express the height of H type.