

CL TABLE


https://www.condehouseglobal.com/products/series/detail.php?series_id=124



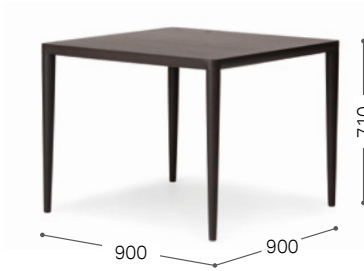
Outline

Can you design a table that is simple and fits well with any place? Based on such a request from the contract market, our product development team created the CL table. It is simple, but our craftsmanship is shown in every detail: beautiful grain characters on the top board and smooth joint parts of the table top and the legs. The joints are angled outward at one degree, but the outline of the joint is right-angled by tapering the legs at the same angle, so that the tables can be put together without a gap. We are confident it will create a premium feeling space in any public facilities.

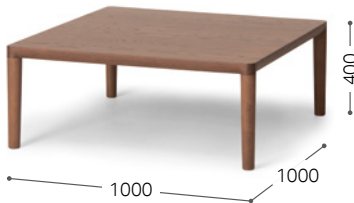
Wood coating	Make-it-lower	Basic specification	Height	
Japanese Elm NF / WNF / MBR / DBR / GY / DGY / BL Japanese Ash NF / WNF / MBR / DBR / GY / DGY / BL Japanese Cherry NF / WNF / MBR / DBR / GY / DGY / BL Japanese Oak NF / WNF / MBR / DBR / GY / DGY / BL Walnut CW / DBR	Table : 10mm 20mm 30mm	*Accessory: height adjusters	Table L	400
			Table LD	680
			Table D	710
			Table H	740



Japanese Oak NF



Japanese Oak DGY



Japanese Oak MBR



CL TABLE

https://www.condehouseglobal.com/products/series/detail.php?series_id=124



Item List *The four figures separated by slashes (from left to right) for h and h1 are the heights of L, LD, D, and H type tables, respectively. *Top board: random-match

Table L / Table LD /Table D /Table H

w:		1400	1500	1600	1700	1800	1900	2000	2100
d: 700	Japanese Elm								
	Japanese Ash								
	Japanese Cherry								
	Japanese Oak								
d: 750	Walnut								
	Japanese Elm								
	Japanese Ash								
	Japanese Cherry								
d: 800	Japanese Oak								
	Walnut								
	Japanese Elm								
	Japanese Ash								
d: 850	Japanese Cherry								
	Japanese Oak								
	Walnut								
	Japanese Elm								
d: 900	Japanese Ash								
	Japanese Cherry								
	Japanese Oak								
	Walnut								
d: 950	Japanese Elm								
	Japanese Ash								
	Japanese Cherry								
	Japanese Oak								
	Walnut								
	Japanese Elm								
	Japanese Ash								
	Japanese Cherry								
h: 400/680/710/740 h1: 355/635/665/695									
wbl:		1280	1380	1480	1580	1680	1780	1880	1980

Table L / Table LD /Table D /Table H

w:		1100	1200	1300	1400
d: 550	Japanese Elm				
	Japanese Ash Japanese Cherry				
	Japanese Oak				
	Walnut				
d: 600	Japanese Elm				
	Japanese Ash Japanese Cherry				
	Japanese Oak				
	Walnut				
d: 650	Japanese Elm				
	Japanese Ash Japanese Cherry				
	Japanese Oak				
	Walnut				
d: 700	Japanese Elm				
	Japanese Ash Japanese Cherry				
	Japanese Oak				
	Walnut				
h: 400/680/710/740 h1: 355/635/665/695					
wbl:		980	1080	1180	1280

w: 800 d: 800	Japanese Elm	
	Japanese Ash Japanese Cherry	
	Japanese Oak	
	Walnut	
h: 400/680/710/740 h1: 355/635/665/695 wbl: 680		
w: 900 d: 900	Japanese Elm	
	Japanese Ash Japanese Cherry	
	Japanese Oak	
	Walnut	
h: 400/680/710/740 h1: 355/635/665/695 wbl: 780		
w: 1000 d: 1000	Japanese Elm	
	Japanese Ash Japanese Cherry	
	Japanese Oak	
	Walnut	
h: 400/680/710/740 h1: 355/635/665/695 wbl: 880		
w: 1100 d: 1100	Japanese Elm	
	Japanese Ash Japanese Cherry	
	Japanese Oak	
	Walnut	
h: 400/680/710/740 h1: 355/635/665/695 wbl: 980		

Description for the Item List

Wood coating

Wood and wood coating available to each model

Fabric and leather

Check the applicability of fabric and leather to each model.

Make-it-lower

Items that can be lowered by cutting legs


Covering seat

Items with a Covering seat seat

Leather stitching

Items with leather stitching when upholstered with leather

QR code



The QR code at the top right of each page enables you to access our web page where you can see more images of our products.

Grain

Random match
Wood planks or veneer sheets are joined at random, of which expressive surface patterns require craftspeople for high skills and an eye for beauty.

Book match
Two pieces of wood planks or veneer sheets with similar surface patterns are arranged side by side to look like a book opened, which makes surface patterns look more dynamic by grains running symmetrically.

Size description for chairs and tables

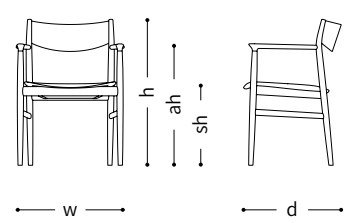


Diagram showing chair dimensions: w (width), d (depth), h (height), sh (seat height), ah (arm height).

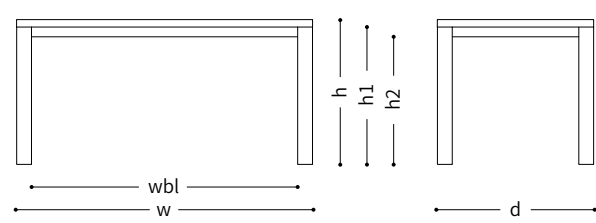


Diagram showing table dimensions: w (width), wbl (width between legs), d (depth), h (height), h1 (height from floor to bottom of top board), h2 (height from floor to cross pieces of top board), t (thickness), dia (diameter).

w width
d depth
h height
sh seat height
ah arm height
wt weight (kg)

w width
d depth
h height
t thickness

h1 height from the floor to the bottom of the top board
h2 height from the floor to the cross pieces of the top board
wbl width between legs
dia diameter

*Size description by 5 mm
*Please note that there may be some measurement errors in size of chairs and sofas by the thickness of upholstery.

Price description for chairs

After-tax

Before-tax

	F1	F2	F3	F4 / CL1	F5 / L2	L3	L4	
①	Japanese Ash							②
	Walnut							③
④	Only covering seat							

① Wood *1
② Fabric*2 / Leather grade*3
③ Price by grade
④ Price of a Covering seat seat

*1 Please see P.198 ~ 200
*2 Please see P.201 ~ 203
*3 Please see P.204 ~ 205

20 25 30 35 40 45 50 The figures in the boxes represent sales periods more than 20 years.

The seat fabric and leather price is classified in seven grades.

Delivery and installation are separately charged.

* Please contact for more details.