

Collection Item List
2025

From
Hokkaido
with care
& respect



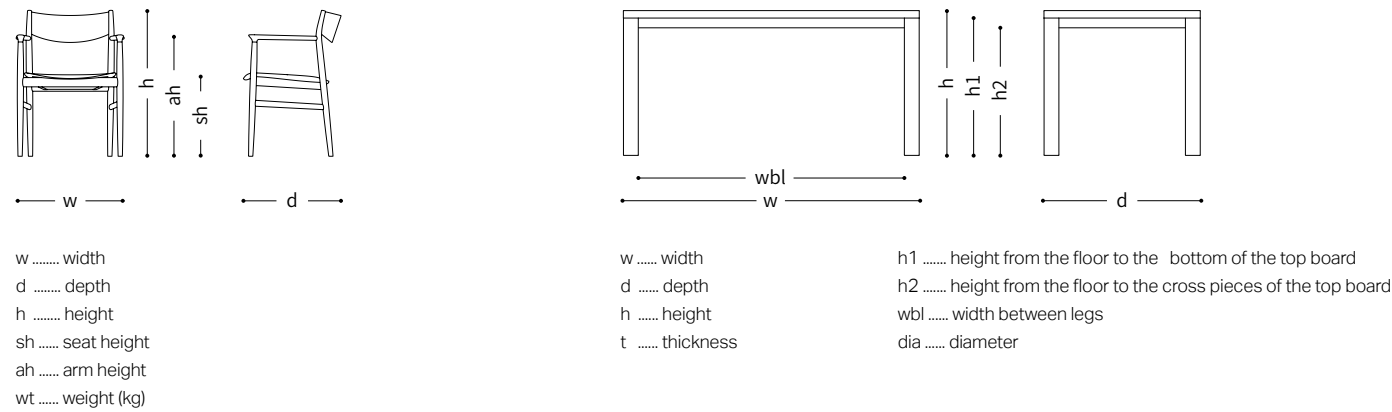
From Hokkaido with care & respect

Contents

CondeHouse Collection	
Description for the price List	4
Price List	5-185
Information	
Products History	188
Collaboration with Designers	190
CondeHouse Style	192
About CondeHouse Products	193
Materials	194
Wood & Finish	198
Fabric	201
Leather	204
Maintenance	206
Shop & Office	208
Index	210

Description for the Item List

Wood coating	QR code
Wood and wood coating available to each model	The QR code at the top right of each page enables you to access our web page where you can see more images of our products.
Fabric and leather	
Check the applicability of fabric and leather to each model.	
Make-it-lower	Grain
Items that can be lowered by cutting legs	Random match
Covering seat	Wood planks or veneer sheets are joined at random, of which expressive surface patterns require craftspeople for high skills and an eye for beauty.
Items with a Covering seat seat	Book match
Leather stitching	Two pieces of wood planks or veneer sheets with similar surface patterns are arranged side by side to look like a book opened, which makes surface patterns look more dynamic by grains running symmetrically.
Items with leather stitching when upholstered with leather	
Size description for chairs and tables	



*Size description by 5 mm
*Please note that there may be some measurement errors in size of chairs and sofas by the thickness of upholstery.

Price description for chairs

		F1	F2	F3	F4 / CL1	F5 / L2	L3	L4		②
After-tax Before-tax	①	Japanese Ash								③
		Walnut								
	④	Only covering seat								

① Wood *1

② Fabric*2 / Leather grade*3

③ Price by grade

④ Price of a Covering seat seat

*1 Please see P.198 ~ 200

*2 Please see P.201 ~ 203

*3 Please see P.204 ~ 205

● 20 25 30 35 40 45 50 The figures in the boxes represent sales periods more than 20 years.
● The seat fabric and leather price is classified in seven grades.
● Delivery and installation are separately charged.
* Please contact for more details.

LUX Series Price List



LUX, the higher grade series of the CondeHouse products, has been designed for people all over the world who seek a beautiful life. In order to meet the expectations of the world's highend markets, we have raised our standard in all the phases: material, design, development, and production.



Outline

What is in common in this collection is linear simplicity, which is well expressed in many parts such as finely upholstered backrest corners and straight-lined table legs. As seen in the silhouette of the low cabinet, and in the function that a part of the backrest is removed to work as arm cushions, it's simple but still dynamic and functional.

● Sofa Bench

You can make a huge L-shape sofa set by combining this with a sofa; a huge long seater with a full-back one-arm sofa; a huge plain bench if lining up two pieces side by side.

● FB One Arm

The full-back one-arm sofa is simply a half-cut sofa. It's more movable and flexible to make various sofa sets by combining with other modules.

● SB One Arm

The short-back one-arm sofa. It's more flexible and accessible due to the shorter backrest, compared with the full-back type. It can be used as a stand-alone one-arm sofa.

● Ottoman 75

Ottoman with the beauty of straight line standing out by its simplicity. The leg width looks different depending on the angle you look at it from. It's useful to make a wide variety of sofa sets for a comfortable living space.

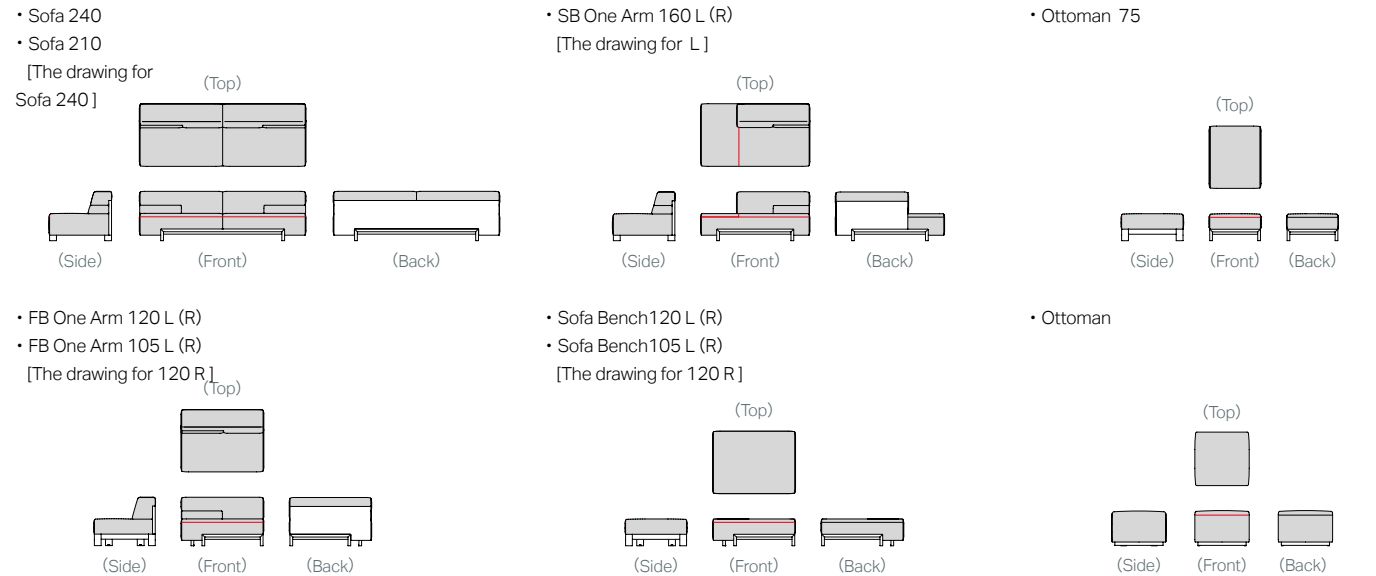
Wood coating

Japanese Ash NF/WNF/MBR/DBR/GY/DGY/BL
Walnut CW/DBR


Leather stitching



Leather stitching is applied to the following:



① Walnut CW Bentley GY/F5



③ Walnut CW GR-BL/L4



② Japanese Ash WNF Lumiere LGY/F5



④ Walnut CW

Item List								
		F1	F2	F3	F4 / CL1	F5 / L2	L3	L4
Sofa 240 [Image ①]	w: 2430 d: 920 h: 720 sh: 400 ah: 515	Japanese Ash						
		Walnut						
		*The arm cushions are movable. Leather stitching						
Sofa 210 [Image ②]	w: 2130 d: 920 h: 720 sh: 400 ah: 515	Japanese Ash						
		Walnut						
		*The arm cushions are movable. Leather stitching						
Ottoman [Image ③]	w: 620 d: 620 h: 405	Japanese Ash						
		Walnut						
		Leather stitching						
Side Table 40 × 40 [Image ④]	w: 400 d: 400 h: 460	Japanese Ash						
		Walnut						



⑤ Japanese Ash DGY Zero BL / F5



⑥ Japanese Ash DGY Zero BL / F5



⑦ Japanese Ash DGY Zero BL / F5



⑧ Japanese Ash WMF Lumiere LGY / F5

Item List		*The FB One Arm L has the armrest on its left (vice versa). *In the SB One Arm, the one with the backrest extending to the edge on your left is L (vice versa). *In the Sofa Bench, the one with the CondeHouse tag on your left is L (vice versa).							
		F1	F2	F3	F4 / CL1	F5 / L2	L3	L4	
FB One Arm 120 L (R) [Image ⑤ : R]	w: 1220 d: 920 h: 720 sh: 400 ah: 515	Japanese Ash							
		Walnut							
*Accessory: Support legs with an adjuster *The arm cushions are movable. Leather stitching									
FB One Arm 105 L (R)	w: 1070 d: 920 h: 720 sh: 400 ah: 515	Japanese Ash							
		Walnut							
*Accessory: Support legs with an adjuster *The arm cushions are movable. Leather stitching									
SB One Arm 160 L (R) [Image ⑥ : L]	w: 1605 d: 920 h: 720 sh: 400 ah: 515	Japanese Ash							
		Walnut							
*The arm cushions are movable. Leather stitching									
Sofa Bench 120 L (R) [Image ⑦ : L]	w: 1220 d: 920 h: 400	Japanese Ash							
		Walnut							
*Accessory: Support legs with an adjuster Leather stitching									
Sofa Bench 105 L (R)	w: 1070 d: 920 h: 400	Japanese Ash							
		Walnut							
*Accessory: Support legs with an adjuster Leather stitching									
Ottoman 75 [Image ⑧]	w: 770 d: 920 h: 400	Japanese Ash							
		Walnut							
Leather stitching									



Wood coating	Inside configuration	
Japanese Ash NF / WNF / MBR / DBR / GY / DGY / BL / NFPWT / NFPDG / NFPBL / WNF PWT / WNF PDG / WNF PBL / MBR PWT / MBR PDG / MBR PBL / DBR PWT / DBR PDG / DBR PBL / GYPWT / GYPDG / GYPBL / DGY PWT / DGY PDG / DGY PBL / BLPWT / BLPDG / BLPBL	Lowboard FPDR-240	
Walnut CW / DBR / CWPWT / CWPDG / CWPBL / DBR PWT / DBR PDG / DBR PBL	Lowboard FPDR-200	
*Wood and finish are indicated as follows: Main unit wood + main unit finish + drawer / flap door finish		



Item List		
Lowboard FPDR-240 [Image]	w: 2400 d: 450 h: 500	
*The backside is also veneered.		Japanese Ash
*Accessory: height adjusters; a tray (w: 415 d: 160 h: 60)		Walnut
*Left: flap door; right: drawer		
*There is a difference in level inside the flap-door drawer		
Lowboard FPDR-200	w: 2000 d: 450 h: 450	
*The backside is also veneered.		Japanese Ash
*Accessory: height adjusters; a tray (w: 373 d: 160 h: 45)		Walnut
*Left: flap door; right: drawer		



Item List		* The figures in the angle brackets express the height of H type.							
		F1	F2	F3	F4 / CL1	F5 / L2	L3	L4	
Bench 160 (with backrest) Bench 160 H (with backrest) [Image ⑤]	w: 1615 d: 570 h: 735 <770> sh: 405 <440>	Japanese Elm							
		Japanese Ash Japanese Cherry							
		Japanese Oak							
		Walnut							
		Only covering seat							
		Covering seat Leather stitching							
Bench 145 (with backrest) Bench 145 H (with backrest) [Image ⑥]	w: 1465 d: 570 h: 735 <770> sh: 405 <440>	Japanese Elm							
		Japanese Ash Japanese Cherry							
		Japanese Oak							
		Walnut							
		Only covering seat							
		Covering seat Leather stitching							
Bench 160 (without backrest) Bench 160 H (without backrest) [Image ⑦ : H]	w: 1615 d: 520 h: 410 <445> sh: 405 <440>	Japanese Elm							
		Japanese Ash Japanese Cherry							
		Japanese Oak							
		Walnut							
		Only covering seat							
		Covering seat Leather stitching							
Bench 145 (without backrest) Bench 145 H (without backrest) [Image ⑧ : H]	w: 1465 d: 520 h: 410 <445> sh: 405 <440>	Japanese Elm							
		Japanese Ash Japanese Cherry							
		Japanese Oak							
		Walnut							
		Only covering seat							
		Covering seat Leather stitching							

Item List		*The figures in the parentheses express the height of D type; ones in the angle brackets express the height of H type *Top board: random-match			
Table 210×95 Table 210×95 D Table 210×95 H [Image ⑨は D]	w: 2100 d: 950 h: 680 (710) <740> h1: 640 (670) <700> wbl: 1960	Japanese Elm			
		Japanese Ash			
		Japanese Cherry			
		Japanese Oak			
		Walnut			
		*Accessory: height adjusters			
Table 180×90 Table 180×90 D Table 180×90 H	w: 1800 d: 900 h: 680 (710) <740> h1: 640 (670) <700> wbl: 1660	Japanese Elm			
		Japanese Ash			
		Japanese Cherry			
		Japanese Oak			
		Walnut			
		*Accessory: height adjusters			
Table 165×85 Table 165×85 D Table 165×85 H	w: 1650 d: 850 h: 680 (710) <740> h1: 640 (670) <700> wbl: 1510	Japanese Elm			
		Japanese Ash			
		Japanese Cherry			
		Japanese Oak			
		Walnut			
		*Accessory: height adjusters			





⑩ Japanese Oak NF



⑪ Japanese Elm DGY



Item List *The figures in the parentheses express the height of D type; ones in the angle brackets express the height of H type *Top board: random-match

Trestle Table 180 × 90	w: 1800 d: 900	Japanese Elm
Trestle Table 180 × 90 D	h: 680 (710) <740>	Japanese Elm
Trestle Table 180 × 90 H	h1: 640 (670) <700>	Japanese Ash
[Image ⑩]	wbl: 1050	Japanese Cherry

*Accessory: height adjusters

Trestle Table 165 × 85	w: 1650 d: 850	Japanese Elm
Trestle Table 165 × 85 D	h: 680 (710) <740>	Japanese Elm
Trestle Table 165 × 85 H	h1: 640 (670) <700>	Japanese Ash
	wbl: 1050	Japanese Cherry

*Accessory: height adjusters

Trestle Table 150 × 85	w: 1500 d: 850	Japanese Elm
Trestle Table 150 × 85 D	h: 680 (710) <740>	Japanese Elm
Trestle Table 150 × 85 H	h1: 640 (670) <700>	Japanese Ash
	wbl: 1050	Japanese Cherry

*Accessory: height adjusters

Item List *The figures in the parentheses express the height of D type; ones in the angle brackets express the height of H type *Top board: random-match

Trestle Solid Wood Table 210 × 95	w: 2100 d: 950	Japanese Elm
Trestle Solid Wood Table 210 × 95 D	h: 680 (710) <740>	Japanese Elm
Trestle Solid Wood Table 210 × 95 H	h1: 650 (680) <710>	Japanese Ash
[Image ⑪は D]	wbl: 1300	Japanese Cherry

*Solid wood top *Accessory: height adjusters

Trestle Solid Wood Table 180 × 90	w: 1800 d: 900	Japanese Elm
Trestle Solid Wood Table 180 × 90 D	h: 680 (710) <740>	Japanese Elm
Trestle Solid Wood Table 180 × 90 H	h1: 650 (680) <710>	Japanese Ash
	wbl: 1050	Japanese Cherry

*Solid wood top *Accessory: height adjusters

Trestle Solid Wood Table 165 × 85	w: 1650 d: 850	Japanese Elm
Trestle Solid Wood Table 165 × 85 D	h: 680 (710) <740>	Japanese Elm
Trestle Solid Wood Table 165 × 85 H	h1: 650 (680) <710>	Japanese Ash
	wbl: 1050	Japanese Cherry

*Solid wood top *Accessory: height adjusters

Trestle Solid Wood Table 150 × 85	w: 1500 d: 850	Japanese Elm
Trestle Solid Wood Table 150 × 85 D	h: 680 (710) <740>	Japanese Elm
Trestle Solid Wood Table 150 × 85 H	h1: 650 (680) <710>	Japanese Ash
	wbl: 1050	Japanese Cherry

*Solid wood top *Accessory: height adjusters

Uzukuri Finish	*The T-leg solid table offers an optional "Uzukuri" finish for the tabletop. This traditional Japanese woodworking technique enhances the grain of solid wood, resulting in a rich, bold texture. For more details, please contact your designated representative or store.	
----------------	---	--

Kiyoshi Sadogawa / Japan

Outline

● Sofa

By the tapered wood frame and triangle-shaped legs, it looks stable but light and is providing a sense of openness to the room. All the cushions of seats, backrests, and arms are carefully tuned in shape, resilience, etc. The bolster cushions for the backrests also work as a design accent. Enjoy a nap on it with optional cushions.

● Armchair

The arms extend gently from the back and have an attractive volume. The armchair is spacious in both appearance and comfort and is often chosen as a personal chair for relaxing for long periods of time. The seat can be easily removed and covered. The back is upholstered according to the type of upholstery and the joints with the wood are beautifully finished.

● Coffee Table • End Table

What features these tables is the design of a joint between the top board and legs, simple but so design-oriented. Their sizes are also carefully designed. Due to the difference in height, they can be placed in combination, resulting in a wide variety of expressions.

Wood coating	Make-it-lower	Covering Seat
Japanese Oak NF / WNF / MBR / DBR / GY / DGY / BL Walnut CW / DBR	Armchair、 Stool : 10mm 20mm 30mm 40mm	The seat upholstery is removable for easy maintenance. *Only for Armchair and Stool

Leather stitching

Stitch

Leather stitching is applied to the following:

• Sofa 230

• Sofa 200

[The drawing for Sofa 230]

(Side)

(Top)

(Front)

(Back)

• Ottoman

※ Except for Ottoman (S)

(Side)

(Top)

(Front)


Item List									
			F1	F2	F3	F4 / CL1	F5 / L2	L3	L4
Sofa 230 [Image ①]	w: 2350 d: 930 h: 790 sh: 385 ah: 570	Japanese Oak							
		Walnut							
		Leather stitching							
Sofa 200	w: 2050 d: 930 h: 790 sh: 385 ah: 570	Japanese Oak							
		Walnut							
		Leather stitching							
Cushion [Image ②]	560 × 450								
Ottoman [Image ③]	w: 940 d: 790 h: 385	Japanese Oak							
		Walnut							
		Leather stitching							
Ottoman (S) [Image ④]	w: 600 d: 600 h: 385	Japanese Oak							
		Walnut							



⑤ Japanese Oak NF RK-NL/L2



⑥ Japanese Oak NF RK-NL/L2



⑦ Japanese Oak NF



⑧ Japanese Oak NF



⑨ Walnut CW

Item List		*Top board: random-match							
		F1	F2	F3	F4 / CL1	F5 / L2	L3	L4	
Armchair [Image ⑤]	w: 775 d: 675 h: 755 sh: 390 ah: 585	Japanese Oak							
		Walnut							
		Only covering seat							
		Covering seat							
Stool [Image ⑥]	w: 620 d: 450 h: 400 sh: 390	Japanese Oak							
		Walnut							
		Only covering seat							
		Covering seat							
Coffee Table 150 × 34 [Image ⑦]		w: 1500 d: 395 h: 400					Japanese Oak		
							Walnut		
		*Solid wood top							
End Table 34 × 90 [Image ⑧]		w: 400 d: 900 h: 500					Japanese Oak		
							Walnut		
		*Solid wood top							
Side Table 36 × 55 [Image ⑨]		w: 360 d: 550 h: 500					Japanese Oak		
							Walnut		
		*Solid wood top *Accessory: height adjusters							



Outline

● Lowboard

A simple lowboard that can be used flexibly in many ways. It has a drawer in the middle and flap-door compartments on both sides. Our craftsmanship can be seen on the front face where wood grain runs horizontally from one end to another. The back panel is removable for wiring.

● Curio Case

Hobby tools and mementos can be displayed and enjoyed under LED downlights in this compact curio case. It’ s flexible to fit into a variety of scenes and uses, not only in the living room. The door is made of tempered glass, and the back is made of frosted mirror that maintains elegant brightness without reflecting the room too much. The height is unified with the chest of drawers to make a set. The legs, which are the same design as the lowboard, open slightly outward to ensure stability.

● Chest

A small chest of drawers with hidden storage for your favorite watches, rings, passports, bank books, and other important items. The top three drawers are opened using an antique-style key as a pull. The bottom board of the drawers are upholstered with fabric; we pursued quality even in an unnoticeable place like this. The bottom four drawers are touch-open type without pulls. When lined up with a curio case of the same height, they look like a single piece of furniture.

● Desk

The combination with a Wing dining chair can make a unique personal space anywhere due to its comparably small size, like in the corner of a living room, bed room, etc. The top board rotates on the drawer cabinet to have the cabinet on either left or right.

Wood coating

Japanese Oak NF / WNF / MBR / DBR / GY / DGY / BL

Walnut CW / DBR



① Japanese Oak NF



Item List				
Lowboard FPDR-180 [Image ①]	w: 1800 d: 515 (本体 500) h: 490	*The backside is also veneered. *Accessory: a tray (w: 539 d: 150 h: 35) *The back board is removable for wiring. *Left and right: flap door; middle: drawer	Japanese Oak	
			Walnut	
Lowboard FPDR-160	w: 1600 d: 515 (本体 500) h: 490	*The backside is also veneered. *Accessory: a tray (w: 539 d: 150 h: 35) *The back board is removable for wiring. *Left and right: flap door; middle: drawer	Japanese Oak	
			Walnut	



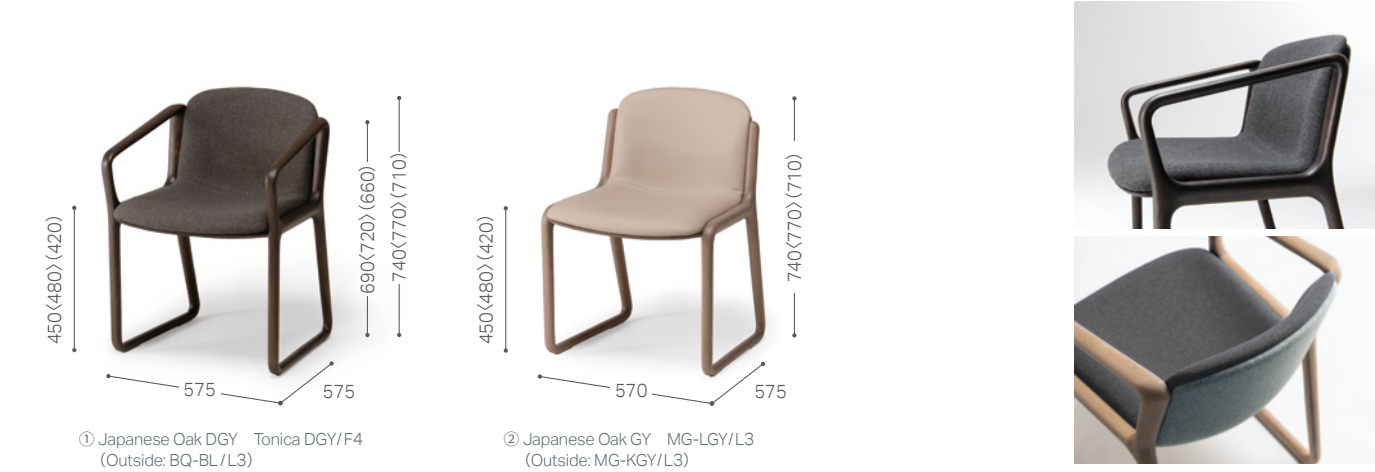
Item List		*Top board of desk: random-match	
Curio Case GDD-80 [Image ②]	w: 800 d: 350 h: 1075	*The backside is also veneered. *Accessory: downlight (LED × 2) ; t8 glass shelves (w: 754 × 2) *Frost mirror back board	<div>Japanese Oak</div> <div>Walnut</div>
Chest DR-50 [Image ③]	w: 500 d: 350 h: 1075	*The backside is finished the same as the front. *Accessory: a key; secret compartment inside	<div>Japanese Oak</div> <div>Walnut</div>
Desk 125 [Image ④]	w: 1250 d: 500 h: 700 h1: 670 wbl: 735	*Solid wood top *The backside is finished the same as the front. *Accessory: height adjusters; a key; a penray *The top board is rotated on the drawer cabinet.	<div>Japanese Oak</div> <div>Walnut</div>



Outline

“Love at first sight; love more over time.” That's what we aimed at together with the designer, Jin Kuramoto. The chair is featured by the shell so finely tuned in shape as to be more enveloping and spacious than it looks. The shell consists of two layers you can upholster with two different kinds of fabric leather, which will make the chair more characteristic. The wide and thick back framed by elaborately processed solid wood—the point the designer likes best—gives an impression of elegance. The chair was named from the beautiful shape of its frame (figure of eight).

Wood coating	Fabric and leather
Japanese Oak NF / WNF / MBR / DBR / GY / DGY / BL	L2 RK L4 GR



Item List		*The figures in the angle brackets express the height of H type; ones in the parentheses express the height of L type.					
		F1	F2	F3	F4 / CL1	F5	L3
Armchair Armchair H Armchair L [Image ①]	w: 575 d: 575 h: 740 <770> (710) sh: 450 <480> (420) ah: 615–690 <645–720> (585–660) wt: 10.0	Japanese Oak					
		*Two different types of fabric / leather are selectable (the higher price is applied). Limit in fabric / leather					
Side Chair Side Chair H Side Chair L [Image ②]	w: 570 d: 575 h: 740 <770> (710) sh: 450 <480> (420) wt: 9.5	Japanese Oak					
		*Two different types of fabric / leather are selectable (the higher price is applied). Limit in fabric / leather					



Naoto Fukasawa / Japan

Outline

CondeHouse is delighted to present KAMUY collection, a new classic realized in collaboration with Naoto Fukasawa. Asahikawa is famous as a wood furniture producing district in Japan, and KAMUY collection came to fruition by a unique fusion of its local wood crafting technology and Fukasawa's artistic forming skills. The simple and well-made design of KAMUY naturally harmonises with any type of environments. KAMUY, the most chair-like chair, offers the feeling of déjà vu.

● Armchair • Side Chair

This is the fruit of the designer's desires and our craftsmanship responding to them. Every important point of the main frame is shaped edgy; the beams between the legs are very slightly tapered; the shape of the wooden seat is curved out based on 3D data. These small tricks make the chair look sharp from any angle. The chair looks so normal and beautiful.

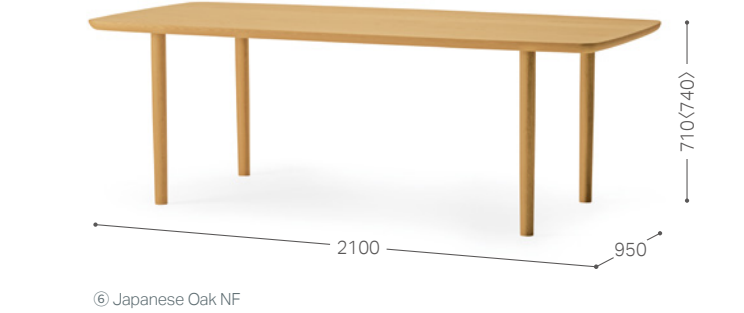
● Table

The shape of this table is not round but not exactly square. The best part is the finish of the top board edge. The edge is not vertical but reverse-slanted to the back side. The slant angle is not constant but finely adjusted so that the thickness of the top board is thin and constant viewed from any angle. The legs can be positioned in two ways to match the number of chairs to be set (for ones more than 2100 mm in width).

Wood coating	Make-it-lower
Japanese Oak NF / WNF / MBR / DBR / GY / DGY / BL Walnut CW / DBR	Chair : 10mm 20mm 30mm 40mm Table : 10mm 20mm 30mm



Item List		*The figures in the angle brackets express the height of H type.							
		F1	F2	F3	F4 / CL1	F5 / L2	L3	L4	
Armchair (Upholstered Seat) Armchair H (Upholstered Seat) [Image ① : H]	w: 585 d: 535 h: 770 <790> sh: 435 <455> ah: 640 <660> wt: 6.0	Japanese Oak							
		Walnut							
Armchair (Wooden Seat) Armchair H (Wooden Seat) [Image ② : H]	w: 585 d: 530 h: 770 <790> sh: 420 <440> ah: 640 <660> wt: 7.0	*Solid wood seat						Japanese Oak	
								Walnut	
Side Chair (Upholstered Seat) Side Chair H (Upholstered Seat) [Image ③ : H]	w: 570 d: 535 h: 770 <790> sh: 435 <455> wt: 5.5	Japanese Oak							
		Walnut							
Side Chair (Wooden Seat) Side Chair H (Wooden Seat) [Image ④ : H]	w: 570 d: 530 h: 770 <790> sh: 420 <440> wt: 6.5	*Solid wood seat						Japanese Oak	
								Walnut	



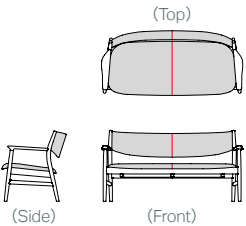

Item List		*The figures in the angle brackets express the height of H type. *Top board: random-match			
Table 240 × 100 Table 240 × 100 H [Image ⑤ : H]	w: 2400 d: 1000 h: 710 <740> h1: 670 <700> wbl: 1440 (outside2085)	Japanese Oak			
		Walnut			
Table 210 × 95 Table 210 × 95 H [Image ⑥ : H]	w: 2100 d: 950 h: 710 <740> h1: 670 <700> wbl: 1440 (outside1785)	Japanese Oak			
		Walnut			
Table 180 × 95 Table 180 × 95 H	w: 1800 d: 950 h: 710 <740> h1: 670 <700> wbl: 1485	Japanese Oak			
		Walnut			
Table 160 × 95 Table 160 × 95 H	w: 1600 d: 950 h: 710 <740> h1: 670 <700> wbl: 1285	Japanese Oak			
		Walnut			



Naoto Fukasawa / Japan

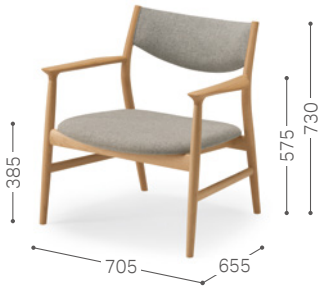
Outline

- **2 Seater**
The easy chair is stretched to a two-seater bench of 1450 mm in width.
- **Easy Chair**
The designer pursued the best angle between the backrest and seat of a chair for people to lounge in. Some parts of the outline are designed to be edgy, but the surface is finished so smoothly to make people relax. There are two types of backrests: wooden or upholstered.
- **Stool**
Simple but elaborately designed. The height of the beams between the legs are made uniform to those of the easy chair for a perfect balance between them.
- **Side Table • Round Table**
The round side table has two types of top boards: wood and marble. The legs are tapered to both ends, and the arc of the leg base was precisely calculated out, so that the leg base doesn't make a shadow on the floor.

Wood coating	Fabric and leather	Make-it-lower
Japanese Oak NF/WNF/MBR/DBR/GY/DGY/BL Walnut CW/DBR	Fabric / leather available for 2 Seater, Easy Chair (Upholstered Back) F3 Ultrasuede F4 Tonica L3 MG、EN、KP、BQ	Easy Chair、 Stool : 10mm 20mm 30mm 40mm
Leather stitching	Bianco carrara marble	
Leather stitching is applied to the following: • 2 Seater 	Bianco carrara marble used for the side table top is unique in color and pattern, and may inherently have pin holes and fine cracks on its surface. Please don't leave it wet. Marble surface, regardless of water repellent, contains moisture in its pin holes and fine cracks and becomes likely to be peeled off. 	



① Japanese Oak BL Tonica LGY/F4



② Japanese Oak WNF Tonica LGY/F4



③ Japanese Oak BL Tonica LGY/F4



④ Japanese Oak WNF Tonica LGY/F4



Item List		*Wooden top board: random-match							
			F1	F2	F3	F4	F5 / L2	L3	L4
2 Seater [Image ①]	w: 1450 d: 670 h: 730 sh: 395 ah: 575	Japanese Oak	-	-			-		-
		Walnut	-	-			-		-
		Limit in fabric / leather Leather stitching							
Easy Chair (Upholstered Back) [Image ②]	w: 705 d: 655 h: 730 sh: 385 ah: 575	Japanese Oak	-	-			-		-
		Walnut	-	-			-		-
		Limit in fabric / leather							
			F1	F2	F3	F4 / CL1	F5 / L2	L3	L4
Easy Chair (木 Backrest) [Image ③]	w: 705 d: 650 h: 730 sh: 385 ah: 575	Japanese Oak							
		Walnut							
Stool [Image ④]	w: 590 d: 410 h: 380 sh: 375	Japanese Oak							
		Walnut							
Round Side Table 45 [Image ⑤]	dia: 450 h: 500	*Solid wood top						Japanese Oak	
								Walnut	
Round Side Table 45 (Marble) [Image ⑥]	dia: 450 h: 500	*Marble stone top						Japanese Oak	
								Walnut	
Round Table 58 [Image ⑦]	dia: 580 h: 480	*Solid wood top						Japanese Oak	
								Walnut	
Round Table 58 (Marble) [Image ⑧]	dia: 580 h: 480	*Marble stone top						Japanese Oak	
								Walnut	





David Trubridge / New Zealand

Outline

KINA LUX, designed by David Trubridge of New Zeland. This objet d'art is light yet stable and sturdy enough to be used as a table, or even as an ottoman. CondeHouse presents to the world, this masterpiece born through a collection of meticulous handcrafting efforts combined with advanced molding and precision manufacturing techniques.

This ellipsoid furniture made of Japanese birch consists of 22 arc-shape parts for size 80; 24 for size 100. The curve and grid of each piece are molded and cut by machine; polished and oil-coated by hand due to its complex shape. The combination of advanced technology and human skills results in this beautiful product. It's something that you not only use but also enjoy by looking at.

Wood coating	Cork
C、U: Japanese Birch OFN P : Japanese Birch OFNPWT/OFNPDG/OFNPBL/OFNREM *Wood and finish are indicated as follows: Main unit wood + main unit finish + top surface finish	An eco-friendly material, approximately half of which is produced in Portugal. Cork is made from the tree bark of cork oak. It is a recyclable and waste-free natural material that can be obtained without cutting trees down because it's made from residue from producing wine stoppers, etc. <div></div>



Item List									
Kina Floor C 100 [Image ①]	dia: 1000 h: 410	*The top surface is cork.						Japanese Birch	
Kina Floor C 80	dia: 800 h: 330	*The top surface is cork.						Japanese Birch	
		F1	F2	F3	F4 / CL1	F5 / L2	L3	L4	
Kina Floor U 100	dia: 1000 h: 410	Japanese Birch							
Kina Floor U 80 [Image ②]	dia: 800 h: 330	Japanese Birch							
Kina Floor P 100 [Image ③]	dia: 1000 h: 410	*The top surface is colorcoated MDF.						Japanese Birch	
Kina Floor P 80	dia: 800 h: 330	*The top surface is colorcoated MDF.						Japanese Birch	



nendo Oki Sato / Japan

Outline

An additional model to Splinter collection designed by Oki Sato from nendo. The chair shell is upholstered with special thick leather supplied by a sole Japanese saddle maker, SOMÈS SADDLE. The high grade leather makes its back view more beautiful.

Wood coating	Make-it-lower	SOMÈS SADDLE
Japanese Oak NF / WNF / MBR / DBR / GY / DGY / BL / NWT	Chair : 10mm 20mm 30mm 40mm	A sole Japanese saddle maker in Sunagawa city, Hokkaido. Their products, especially thick leather ones, are chosen by many horse jockeys for its high hand-made quality. <div>https://www.somes.co.jp<div></div></div>

Special thick leather

The special leather is 4 mm in thickness, tannin-tanned, aniline-dyed, and available in the following two colors. The leather edge is polished by saddle craftspeople, and the leather is upholstered and stitched by hand.

Special leather wax
Special leather wax is included for the following items. Leather is kept in good condition by regular maintenance, once or twice a year according to conditions. (Splinter Lux Dining Armchair / Tack Lux Living Easy Chair, Ottoman) This special leather wax was developed exclusive for SOMÈS SADDLE thick leather. Please don't use for other leather products.



Item List		*The figures in the angle brackets express the height of H type.	
Armchair (Shell)	w: 595 d: 580 h: 725 (745)	Japanese Oak	
Armchair H (Shell)	sh: 420 (440) ah: 650 (670) wt: 7.0		
*Thick leather: SO-BR or SO-DGY			





Motomi Kawakami / Japan

Outline

Using as thin wood materials as possible; not hiding structures but showing them as a part of design: these eliminations created the affluent appearance with the carefully selected wood grain and color contrast in wood between the base and upper frame.

Material

Walnut and Japanese ash are used for this collection. The eyes of our craftsmen developed through many years of experience carefully selected right wood for the right part.

Cubinet structure

In order to express the minimum structure of the sofa, all the parts are designed to look slender. Another feature is the flap door handle. Even the inside of the flap door handle is veneered to show beautiful wood grain.

Sofa design

The base frame is thin and colored darker, which makes the seat part look light and floating. The arm board is made of solid-wood pieces in different sizes to create individuality.

Cubinet function

The slender look of the sofa makes the room look more spacious. Against its appearance, the sofa cushions provide super relaxation. The center flap door of the TV board has a soft-closing function.

Wood coating

Japanese Ash NF/WNF/MBR/DBR/GY/DGY/BL

Walnut CW/DBR

*Legs made of Japanese Cherry (WL color)

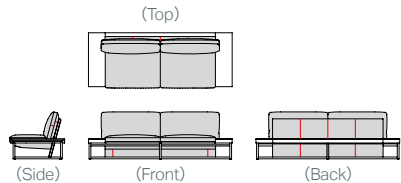
Leather stitching

Stitch

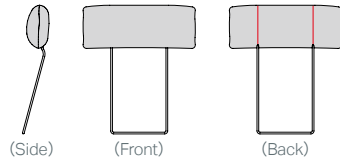
Leather stitching is applied to the following:

- Sofa 240
- Sofa 240 KD
- Sofa 210
- One Arm 212 L (R)
- One Arm 182 L (R)

[The drawing for Sofa 240]



• Headrest



① Japanese Ash NF Avance BR/F5



Sofa 240 KD Middle legs



② Japanese Ash NF BQ-BR/L3



③ Japanese Ash MBR BQ-BL/L3



Item List		*L has the armrest on its left (vice versa).							
			F1	F2	F3	F4 / CL1	F5 / L2	L3	L4
Sofa 240 [Image ①]	w: 2400 d: 920 h: 790 sh: 410 ah: 340	Japanese Ash							
	*Solid wood armrest *Accessory: height adjusters *Legs made of Japanese Cherry (WL color) Leather stitching	Walnut							
Sofa 240 KD *Solid wood armrest *Accessory: height adjusters *Legs made of Japanese Cherry (WL color) *Knock-down: the main frame is connected in the middle. Leather stitching	w: 2400 d: 920 h: 790 sh: 410 ah: 340	Japanese Ash							
		Walnut							
Sofa 210 [Image ②]	w: 2100 d: 920 h: 790 sh: 410 ah: 340	Japanese Ash							
	*Solid wood armrest *Accessory: height adjusters *Legs made of Japanese Cherry (WL color) Leather stitching	Walnut							
One Arm 212 L (R)	w: 2120 d: 920 h: 790 sh: 410 ah: 340	Japanese Ash							
	*Solid wood armrest *Accessory: height adjusters *Legs made of Japanese Cherry (WL color) Leather stitching	Walnut							
One Arm 182 L (R) [Image ③ : R]	w: 1820 d: 920 h: 790 sh: 410 ah: 340	Japanese Ash							
	*Solid wood armrest *Accessory: height adjusters *Legs made of Japanese Cherry (WL color) Leather stitching	Walnut							
Ottoman [Image ④] *Accessory: height adjusters	w: 710 d: 655 h: 410	Japanese Cherry WL							
Headrest [Image ⑤] Leather stitching	w: 650 d: 150 h: 740 Height including the headrest: 1000								
Arm Cushion [Image ⑥]	w: 300 d: 520 h: 130								



SESTINA

| Sestina Lux Living (17)

LUX


https://www.condehouseglobal.com/products/series/detail.php?series_id=61



Motomi Kawakami / Japan



⑦ Japanese Ash NF



⑧ Walnut CW



⑨ Walnut CW

Item List		*Top board: random-match	
Coffee Table 150 × 50	w: 1500 d: 500 h: 340		
			
		*Solid wood top *Accessory: height adjusters *Legs made of Japanese Cherry (WL color)	
Coffee Table 130 × 65 [Image ⑦]	w: 1300 d: 650 h: 340		
			
		*Solid wood top *Accessory: height adjusters *Legs made of Japanese Cherry (WL color)	
Coffee Table 90 × 90 [Image ⑧]	w: 900 d: 900 h: 340		
			
		*Solid wood top *Accessory: height adjusters *Legs made of Japanese Cherry (WL color)	
Side Table30 × 55 [Image ⑨]	w: 300 d: 550 h: 480		
			
		*Solid wood top *Accessory: plastic protectors at the leg bottoms	

SESTINA

| Sestina Lux (17)

LUX

https://www.condehouseglobal.com/products/series/detail.php?series_id=61&model_id=92



Motomi Kawakami / Japan

Wood coating

Japanese Ash NF / WNF / MBR / DBR / GY / DGY / BL

Walnut CW / DBR

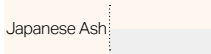





*Legs made of Japanese Cherry (WL color)



① Walnut CW



② Japanese Ash WNF



Item List			
TV Lowboard TV-220 [Image ①]	w: 2200 d: 510 h: 400 *The backside is also veneered. *Accessory: height adjusters; t10 glass shelves (w: 519 × 2) *Legs made of Japanese Cherry *Left and right: drawer; middle: flap door		
			
TV Lowboard TV-180 [Image ②]	w: 1800 d: 510 h: 400 *The backside is also veneered. *Accessory: height adjusters; t10 glass shelf (w: 669 × 1) *Legs made of Japanese Cherry *Left and right: drawer; middle: flap door		
			
TV Lowboard TV-165	w: 1650 d: 510 h: 400 *The backside is also veneered. *Accessory: height adjusters; t10 glass shelf (w: 519 × 1) *Legs made of Japanese Cherry *Left and right: drawer; middle: flap door		
			



Noboru Nakamura (1938-2023) / Japan

Outline

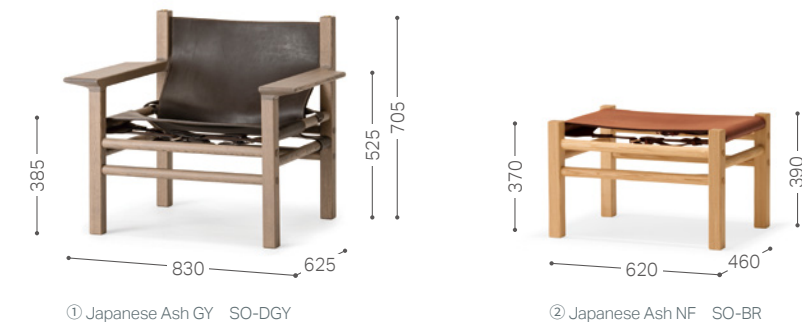
Noboru Nakamura, a designer based in Hokkaido created this personal chair in 1978, and it was reborn through brushing up the detail of the design. Tack means “Thank you” in Swedish. This is the real Hokkaido chair: designed by a Hokkaido designer; made of Hokkaido ash; of which thick leather is supplied by a Hokkaido saddle maker. The structure is resistant to aging because the joints of the frame are designed to be tightened by the weight.

Wood coating	Make-it-lower	SOMÈS SADDLE
Japanese Ash NF / WNF / MBR / DBR / GY / DGY / BL	Easy Chair、 Ottoman : 10mm 20mm 30mm 40mm	A sole Japanese saddle maker in Sunagawa city, Hokkaido. Their products, especially thick leather ones, are chosen by many horse jockeys for its high hand-made quality.  https://www.somes.co.jp 

Special thick leather

The special leather is 4 mm in thickness, tannin-tanned, aniline-dyed, and available in the following two colors. You can enjoy the leather changing, stretching, and fitting to the body with age. The belt at the back of the seat works as a tension adjuster. The frame and upholstery structure is to be disassembled for future re-upholstery.

Special leather wax
Special leather wax is included for the following items. Leather is kept in good condition by regular maintenance, once or twice a year according to conditions. (Splinter Lux Dining Armchair / Tack Lux Living Easy Chair, Ottoman) This special leather wax was developed exclusive for SOMÈS SADDLE thick leather. Please don't use for other leather products.



Item List		
Easy Chair [Image ①]	w: 830 d: 625 h: 705 sh: 385 ah: 525 *Thick leather: SO-BR or SO-DGY	Japanese Ash
Ottoman [Image ②]	w: 620 d: 460 h: 390 sh: 370 *Thick leather: SO-BR or SO-DGY	Japanese Ash



Peter Maly / Germany

Outline

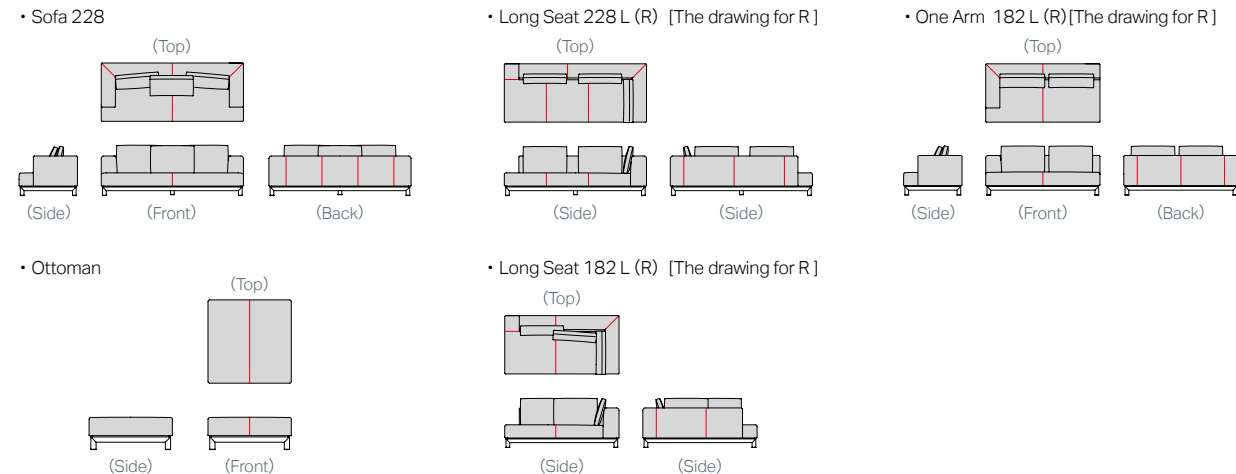
The tosai-collection connects traditional woodcraft and Japanese interior with the design tradition of the German Bauhaus which Peter Maly, the designer of tosai, claims as his main influence. The result is just persuasive – Stimulated by the contrast of cultures, a furniture collection brings alive the strength of both partners. Clear basic shapes, finest materials, and uncompromising professional skills and precision are the principles of CondeHouse.

- Tradition
The base frame of the sofa is joined with the three way miter joint. It's one of the traditional Japanese woodworking techniques, not only strong but also beautiful to look at.
- Technique
The dynamic and stable-looking backrest of the easy chair was realized by our careful drying process and variable thickness forming technique.
- Size-wise concept
Peter Maly is deeply in love with Japanese living styles. Accordingly, a Japanese tatami mat is used as a module to calculate out the size of the items he designed for CondeHouse, which results in this well-proportioned collection.

Wood coating	Fabric and leather	Make-it-lower
Japanese Oak NF / WNF / MBR / DBR / GY / DGY / BL Walnut CW / DBR	Fabric / leather available for Easy Chair (Upholstered Back) F1 Farbe F2 Aston、Camelia、Fili F3 Ultrasuede、Bellaria F4 Agamoto、Tonica F5 Zero、Bentley L3 MG、EN、BQ	Easy Chair : 10mm 20mm 30mm 40mm

Leather stitching Stitch

Leather stitching is applied to the following:





① Japanese Oak NF Tonica DGY/F4



② Japanese Oak NF Bentley BR/F5



③ Japanese Oak NF Bentley BR/F5



④ Japanese Oak NF Bentley BR/F5



⑤ Bentley BR/F5



⑥ Japanese Oak NF KP-LGY/L3




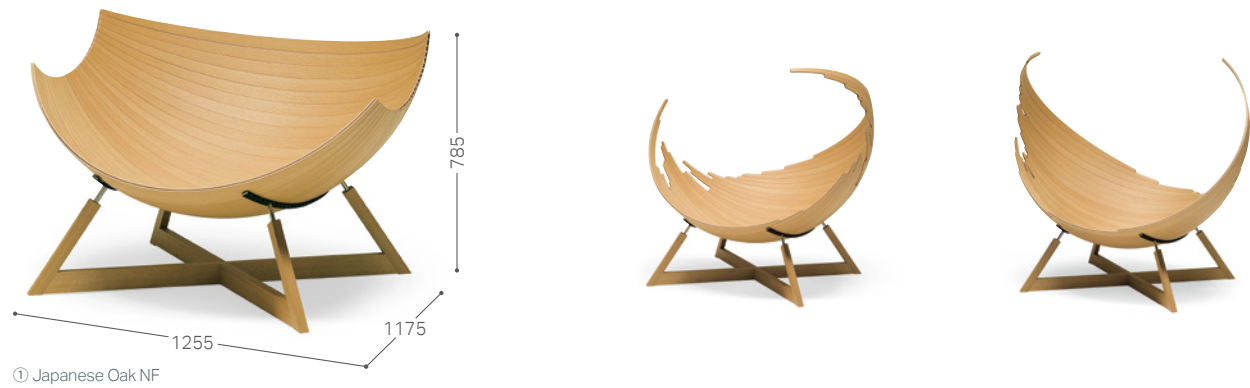
⑦ Walnut CW Bentley BR/F5

Item List		*L has the armrest on its left (vice versa).							
			F1	F2	F3	F4 / CL1	F5 / L2	L3	L4
Sofa 228 [Image ①]	w: 2315 d: 950 h: 670 sh: 370	Japanese Oak							
		Walnut							
*Accessory: middle legs with an adjuster Leather stitching									
(as an example) Sofa 228 with Back Cushion x 3	w: 2315 d: 950 h: 800 sh: 370 ah: 670	Japanese Oak							
		Walnut							
One Arm 182 L (R) [Image ② : L]	w: 1860 d: 950 h: 670 sh: 370	Japanese Oak							
		Walnut							
Leather stitching									
(as an example) One Arm 182 L (R) with Back Cushion x 2	w: 1860 d: 950 h: 800 sh: 370 ah: 670	Japanese Oak							
		Walnut							
Long Seat 228 L (R) [Image ③ : R]	w: 950 d: 2315 h: 670 sh: 370	Japanese Oak							
		Walnut							
*Accessory: middle legs with an adjuster Leather stitching									
(as an example) Long Seat 228 L (R) with Back Cushion x 3	w: 950 d: 2315 h: 800 sh: 370 ah: 670	Japanese Oak							
		Walnut							
Long Seat 182 L (R)	w: 950 d: 1860 h: 670 sh: 370	Japanese Oak							
		Walnut							
Leather stitching									
(as an example) Long Seat 182 L (R) with Back Cushion x 3	w: 950 d: 1860 h: 800 sh: 370 ah: 670	Japanese Oak							
		Walnut							
Ottoman [Image ④]	w: 950 d: 950 h: 370	Japanese Oak							
		Walnut							
Leather stitching									
Back Cushion [Image ⑤]	680 × 440								
Easy Chair [Image ⑥]	w: 740 d: 620 h: 720 sh: 410 ah: 700	Japanese Oak							
		Walnut							
			F1	F2	F3	F4	F5	L3	L4
Easy Chair (Upholstered Back) [Image ⑦]	w: 740 d: 620 h: 720 sh: 410 ah: 700	Japanese Oak							-
		Walnut							-
Limit in fabric / leather									-



Barca means a boat in Italian. The shape of the shell looking like a boat can change as you wish by moving the 28 pieces of sliding boards consisting of the shell. It was a big challenge: the sliding boards must move smoothly but maintain a posture at the same time. The chair won the best prize in International Furniture Design Competition in Asahikawa 2008 for its originality, and has grown up to be one of the iconic products to show CondeHouse's enthusiasm for design.

Japanese Oak NF/WNF



Rounge Chair
[Image ①]

w: 1255 d: 1175 h: 785

*The shape is changeable (the above dimensions for the minimum shape).

Japanese Oak

Seat Cushion
[Image ②]

φ 600

F1	F2	F3	F4/CL1	F5/L2	L3	L4
----	----	----	--------	-------	----	----

MOLA | Mola Lux Living



Outline

This is a sofa people want to lie onto, not just sit on. All that we can do for comfort has been done, such as the fine tuning of cushion filling, the careful selection of upholstery fabric, etc. Customers can make this sofa their own personal spaces by setting it together with other items from MOLA collection.

- Shelf

We need some places to put things within reach when relaxing in a sofa. The sofa side boxes and shelves would be a good help by organizing such things neatly.

■ Cushion


In order to finely tune the softness of the cushions, the cushion filling and upholstery material were carefully selected.

■ Unit


A wide variety of arrangements according to family structure, lifestyles, etc. are possible by the wide-angle corner sofa, sofa side boxes and shelves, and side tables that can be tucked in the sofa due to its cantilever leg.

Designer's Message

The core concept of this collection is “not furniture but a comfort space that each user can arrange.” I designed this sofa as a place where people are relaxed in their own ways rather than just simply seated on. The concept is shown in the lineup of the collection. A center table is not included because it has no other choice but to be placed in front of the sofa. Instead, I added side tables, sofa side boxes, and low shelves as places to put things around the sofa. Accordingly, users can enjoy making their personal arrangement.

Wood coating	Fabric and leather	Leg colors for Side Table
Japanese Oak NF / WNF / MBR / DBR / GY / DGY / BL Walnut CW / DBR (excluding sofas)	F3 Ultrasuede F5 Camila CL1-L4 All the leather (excluding cushions)	The legs are made of steel with a powder-coated finish.  M-GY S-GY S-BL







① Japanese Oak NF LinovaBU/F3



② Japanese Oak DGY Zero NV/F5



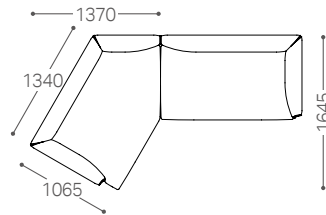
⑤ Japanese Oak NF Sarmassa LGY/F4



③ Japanese Oak DGY Zero NV/F5



④ Japanese Oak NF Sarmassa LGY/F4



⑥ Bentley GY/F5



⑦ Bentley GY/F5

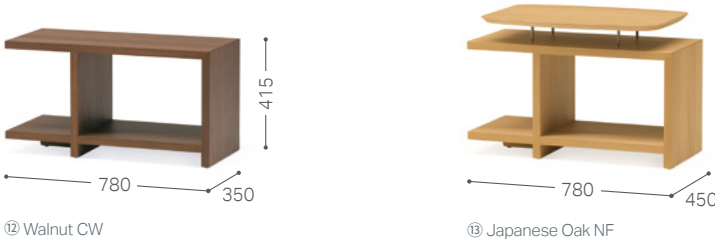


Item List		*L has the armrest on its left (vice versa).							
		F1	F2	F3	F4	F5	L3	L4	
Sofa 200 [Image ①]	w: 2000 d: 900 h: 675 sh: 440	Japanese Oak					-	-	
							-	-	
		*Feather is partially included in seat cushions. Limit in fabric / leather							
Corner Sofa L (R) [Image ② : R]	w: 1710 d: 1065 h: 675 sh: 440	Japanese Oak					-	-	
							-	-	
		*Accessory: middle legs with an adjuster *Feather is partially included in seat cushions. Limit in fabric / leather							
One Arm 195 L (R) [Image ③ : L]	w: 1945 d: 900 h: 675 sh: 440	Japanese Oak					-	-	
							-	-	
		*Accessory: middle legs with an adjuster *Feather is partially included in seat cushions. Limit in fabric / leather							
One Arm 150 L (R)	w: 1500 d: 900 h: 675 sh: 440	Japanese Oak					-	-	
							-	-	
		*Accessory: middle legs with an adjuster *Feather is partially included in seat cushions. Limit in fabric / leather							
One Arm 120 L (R)	w: 1200 d: 900 h: 675 sh: 440	Japanese Oak					-	-	
							-	-	
		*Accessory: middle legs with an adjuster *Feather is partially included in seat cushions. Limit in fabric / leather							
One Arm 105 L (R) [Image ④ : L]	w: 1065 d: 1065 h: 675 sh: 440	Japanese Oak					-	-	
							-	-	
		*Feather is partially included in seat cushions. Limit in fabric / leather							

Item List		F1	F2	F3	F4	F5	L3	L4
Ottoman [Image ⑤]	w: 1020 d: 570 h: 415	Japanese Oak					-	-
							-	-
		Limit in fabric / leather						
		F1	F2	F3	F4 / CL1	F5 / L2	L3	L4
Cushion (Large) [Image ⑥]	640 × 480							
Cushion (Small) [Image ⑦]	550 × 400							



Toshiyuki Yoshino / Japan



Item List			
Side Table 50 [Image ⑧]	w: 500 d: 500 h: 510	Japanese Oak	
		Walnut	
		Three colors available for the leg	
Side Table 55 × 45 [Image ⑨]	w: 550 d: 450 h: 510	Japanese Oak	
		Walnut	
		Three colors available for the leg	
Sofa Box 114 [Image ⑩]	w: 1140 d: 350 h: 415	Japanese Oak	
		Walnut	
		*Accessory: height adjusters	
Sofa Box 114 (T) [Image ⑪]	w: 1400 (1140, excluding a top board) d: 350 h: 630	Japanese Oak	
		Walnut	
		*Accessory: height adjusters *The top board can be set in two ways: edge-to-edge in line or overhang	
Sofa Box 78 [Image ⑫]	w: 780 d: 350 h: 415	Japanese Oak	
		Walnut	
		*Accessory: height adjusters	
Sofa Box 78 (T) [Image ⑬]	w: 780 d: 450 (350, excluding a top board) h: 510	Japanese Oak	
		Walnut	
		*Accessory: height adjusters	



Toshiyuki Yoshino / Japan

Wood coating
Japanese Oak NF / WNF / MBR / DBR / GY / DGY / BL Walnut CW / DBR



Item List			
Shelf 160 (L) [Image ①]	w: 1600 d: 350 h: 810	Japanese Oak	
		Walnut	
		*Accessory: height adjusters	
Shelf 160 (M)	w: 1600 d: 350 h: 630	Japanese Oak	
		Walnut	
		*Accessory: height adjusters	
Shelf 160 (S) [Image ②]	w: 1600 d: 350 h: 450	Japanese Oak	
		Walnut	
		*Accessory: height adjusters	
Shelf 120 (L)	w: 1200 d: 350 h: 810	Japanese Oak	
		Walnut	
		*Accessory: height adjusters	
Shelf 120 (M) [Image ③]	w: 1200 d: 350 h: 630	Japanese Oak	
		Walnut	
		*Accessory: height adjusters	
Shelf 120 (S)	w: 1200 d: 350 h: 450	Japanese Oak	
		Walnut	
		*Accessory: height adjusters	



Naoto Fukasawa / Japan

Outline

The name YUKAR LUX, meaning “epic poetry” in the Ainu language, denotes our respect and gratitude toward the nature of Hokkaido. This living-room furniture collection was designed in a way to enhance the natural beauty of Hokkaido oak. The beauty essence of this collection is drawn out by the ultimate balance of the curved lines and surfaces of the sofas with a unique sitting comfort and functional tables with a wooden texture.

The collection was developed under the concept of “sofa for those living in high-rise apartments in urban areas” , and started off by making sofas in a width of 2000 mm to fit the elevators and doors of such apartments. The armrests were designed to turn inward, which emphasized the horizontal line in design, and led to creating a sofa of a compact size with a roomy sitting comfort. By employing this sofa in combination with the armchair, you can create a more relaxing and cozy living room.

● Sofa • Armchair

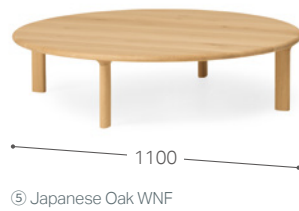
Due to the arms which are not thick and expanding inward, the sofa looks wider than the actual size. Lining up the sofas or armchairs side by side makes a big sofa set with a side table.

● Table

The living table in two sizes different in diameter and height. The smooth outline running from the top board to each leg stands out more because of its simple design overall.

Wood coating
Japanese Oak NF/WNF/MBR/DBR/GY/DGY/BL

Item List		*Top board: random-match							
			F1	F2	F3	F4 / CL1	F5 / L2	L3	L4
Sofa 200 [Image ①]	w: 2000 d: 905 h: 760 sh: 405 ah: 450	Japanese Oak							
Sofa 170	w: 1700 d: 905 h: 760 sh: 405 ah: 450	Japanese Oak							
Armchair103 [Image ②]	w: 1030 d: 905 h: 760 sh: 405 ah: 450	Japanese Oak							
Armchair88	w: 880 d: 905 h: 760 sh: 405 ah: 450	Japanese Oak							
Cushion [Image ③]	w: 350 d: 610 h: 170								
Ottoman 95 [Image ④]	w: 970 d: 460 h: 405	Japanese Oak							
Ottoman 80	w: 820 d: 460 h: 405	Japanese Oak							
Round Table 110 [Image ⑤]	dia: 1100 h: 270	*Solid wood top	*Accessory: height adjusters					Japanese Oak	
Round Table 85 [Image ⑥]	dia: 850 h: 340	*Solid wood top	*Accessory: height adjusters					Japanese Oak	





Jin Kuramoto / Japan

Outline

In the same concept as the chair (Eight), Jin Kuramoto and CondeHouse developed this round table. The table made of Hokkaido wood obviously looks bold in design. It is composed of the top board of 34 mm in thick and a column-shaped center leg. The tapered leg shape is not only for design purposes but makes more space for the toes. The plain design can go with various chairs, and the top board and leg are available in different finishes, which makes the table more acceptable in public spaces as well.

Wood coating

You can select two different colors for the table top and leg.

Top board color

NF

WNF

MBR

DBR

GY

DGY

BL

OFN

+

Leg color

NF

WNF

MBR

DBR

GY

DGY

BL



Table, Round Table: Common for Japanese Sen, Japanese Elm and Japanese Oak
NF / NFWNF / NFMBr / NFDbr / NFGY / NFDGY / NFBL
/ WNF / WNFNF / WNFMBR / WNFDBR / WNFgy / WNFdgy / WNFBL
/ MBR / MBRNF / MBRWNF / MBRDBR / MBRgy / MBRdgy / MBRBL
/ DBR / DBRNF / DBRWNF / DBRMBR / DBRgy / DBRDgy / DBRBL
/ GY / GYNF / GYWNF / GYMBR / GYDBR / GYDgy / GYBL
/ DGY / DGYNF / DGYWNF / DGYMBR / DGYDBR / DGYgy / DGYBL
/ BL / BLNF / BLWNF / BLMBR / BLDBR / BLgy / BLDgy
/ OFNf / OFNWNF / OFNMBR / OFNDBR / OFNgy / OFNdgy / OFNBL
*Wood and finish are indicated as follows: top board finish + leg finish

Rotating Tray: Japanese Elm NF / WNF / MBR / DBR / GY / DGY / BL
Japanese Oak NF / WNF / MBR / DBR / GY / DGY / BL



① Japanese Oak OFNGY



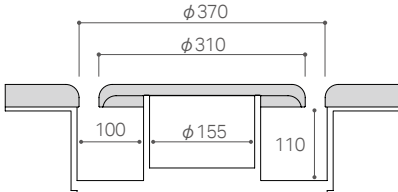
② Japanese Oak NF



③ Japanese Oak WNF
The rotating tray is just placed, not fixed.



④ Compartment for a power strip



④ Compartment for a power strip

Item List		*The figures in the angle brackets express the height of H type. *Be careful when setting up and moving the table because it's very heavy. *Top board: random-match	
Table 220 × 120 Table 220 × 120 H [Image ①]	w: 2200 d: 1200 h: 710 (740) h2: 670 (700)	Japanese Sen Japanese Elm	
	*Solid wood top (with vertical joints) *Accessory: height adjusters, fall prevention weight (10 kg × 8) *A leg made of Beech *See p.194 for more information on vertical joints.	Japanese Oak	
Table 190 × 120 Table 190 × 120 H	w: 1900 d: 1200 h: 710 (740) h2: 670 (700)	Japanese Sen Japanese Elm	
	*Solid wood top *Accessory: height adjusters, fall prevention weight (10 kg × 7) *A leg made of Beech	Japanese Oak	
Round Table 190 Round Table 190 H	dia: 1900 h: 710 (740) h2: 670 (700)	Japanese Sen Japanese Elm	
	*Solid wood top *Top board is sprittable. *Accessory: height adjusters, fall prevention weight (10 kg × 7) *A leg made of Beech	Japanese Oak	
Round Table 180 Round Table 180 H [Image ②]	dia: 1800 h: 710 (740) h2: 670 (700)	Japanese Sen Japanese Elm	
	*Solid wood top *Top board is sprittable. *Accessory: height adjusters, fall prevention weight (10 kg × 6) *A leg made of Beech	Japanese Oak	
Round Table 150 Round Table 150 H	dia: 1500 h: 710 (740) h2: 670 (700)	Japanese Sen Japanese Elm	
	*Solid wood top *Accessory: height adjusters, fall prevention weight (10 kg × 4) *A leg made of Beech	Japanese Oak	
Round Table 135 Round Table 135 H	dia: 1350 h: 710 (740) h2: 670 (700)	Japanese Sen Japanese Elm	
	*Solid wood top *Accessory: height adjusters, fall prevention weight (10 kg × 4) *A leg made of Beech	Japanese Oak	
Rotating Tray 90 [Image ③]	dia: 900 h: 30	Japanese Elm	
		Japanese Oak	
Compartment for a power strip [Image ④]	dia: 370 h: 110		

IPPONGI

Minoru Nagahara (1935-2015) / Japan

Outline

CondeHouse founder Minoru Nagahara believed that the scars and scratches of wood were beautiful because they were the proof that wood survived in the harsh nature, saying wood with such natural marks are the most beautiful thing in the world. IPPONGI collection is furniture which craftsmen preserve all scars on wood and turn such unique wood into masterpieces.

*Strong wood characters such as knots are intentionally left as a design feature, but requests for wood characters are not acceptable.

*Living tables are also available.

*Please contact for more details.

Wood coating

Oak OFN
Walnut OFN

Table top type



Random Book-Match Four-Panel Top
Four panels are matched with book-matching pairs on both the inner and outer sides.



Random Match Two-Panel Top
Two unique panels are paired using the artisan's sensibilities.
Note: Panels are not sourced from the same log.




Book-Match Two-Panel Top
Two panels cut from the same log are book-matched and combined.



Nakakiori Top
A top that combines unique wood grains with the craft of weaving wood in a lattice pattern.

Tabletop option



Tabletop (R):
Rounded edges are applied to both ends of the tabletop. This reduces the visual distortion that can make long tabletops appear concave.



Uzukuri Finish:
Enhances the grain of solid wood, giving a bold and dynamic texture using a traditional Japanese technique.

Table height by leg type

*Height adjusters are installed for T-shape and square-pillar legs.

*Available in three heights: 680, 710, and 740.



Turret



T-shape



Square pillar



Example for size

Random Match Two-Panel Top 200 × 90
T-shape (H = 710)

Reference price

w: 2000 d: 900 h: 710 h1: 670
*Accessory: height adjusters



Walnut OFN

Book-Match Two-Panel Top 180 × 90
T-shape (H = 680)

Reference price

w: 1800 d: 900 h: 680 h1: 640
*Accessory: height adjusters



Oak OFN

Book-Match Two-Panel Top (R) 270 × 110
Turret (H = 710)

Reference price

w: 2700 d: 1100 h: 710 h1: 670



Walnut OFN


Nakakiori Top 240 × 100
Square pillar (H = 710)

Reference price


w: 2400 d: 1000 h: 710 h1: 670
*Accessory: height adjusters



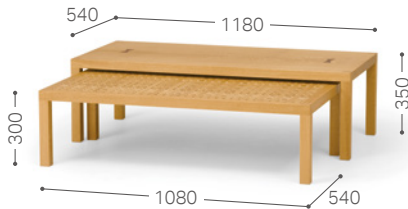
Walnut OFN



① Walnut OFN



② Walnut OFN



③ Oak OFN



④ Oak OFN



⑤ Oak OFN



⑥ Oak OFN

Table with a center grid

It is CondeHouse craftsmanship that realizes this complicated grid consisting of so many wood pieces. The wood grid looks more like woven threads and more beautiful by setting wood pieces with straight grain up. By the combination of many different wood pieces, the top board surface shows various faces according to viewing angles. When light enters, the grid makes beautiful shadows on the floor. A top board and legs are joined by three way miter joints, where craftsmanship is well shown.



Item List				
Kiori Taku 144 × 84 [Image ①]	w: 1440 d: 840 h: 330	Oak		
		Walnut		
		*Accessory: height adjusters		
Kiori Taku 120 × 120 [Image ②]	w: 1200 d: 1200 h: 330	Oak		
		Walnut		
		*Accessory: height adjusters		
Kiori Taku 102 × 102	w: 1020 d: 1020 h: 330	Oak		
		Walnut		
		*Accessory: height adjusters		
Kiori Taku 78 × 78	w: 780 d: 780 h: 450	Oak		
		Walnut		
		*Accessory: height adjusters		
Nest Table [Image ③]	L S SET			
	(L) w: 1180 d: 540 h: 350 (S) w: 1080 d: 540 h: 300	Oak		
	*Height adjusters for a large table; a top board with grid for the smaller table	Walnut		
Side Board [Image ④]	w: 1700 d: 450 (table top 380) h: 900	Oak		
		Walnut		
		*The backside is also veneered. *Accessory: shelf boards (w: 557 × 2) *Depth varies by material wood shape.		
Console Table [Image ⑤]	w: 900 d: 400 h: 900	Oak		
		Walnut		
		*The backside is also veneered. *Accessory: shelf boards (w: 583 × 2) *Depth varies by material wood shape.		
Telephone Stand [Image ⑥]	w: 700 d: 350 (table top 330) h: 800	Oak		
		Walnut		
		*The backside is also veneered. *Accessory: shelf boards (w: 363 × 1) *Depth varies by material wood shape.		



Price List

AATOS | Aatos Dining

Antti Kotilainen / Finland

https://www.condehouseglobal.com/products/series/detail.php?series_id=128&model_id=175



Outline

A dining chair designed by Antti Kotilainen based on a Scandinavian design philosophy—only leave the necessary parts. AATOS stands for “an noble thought” in Finnish. This is a well balanced chair that is light and robust. Available in wooden or upholstered backrest, good for both public and home use, and stackable.

Wood coating	Fabric and leather	Make-it-lower	Footstep Colors
Japanese Oak NF / WNF / MBR / DBR / GY / DGY / BL	Fabric / leather unavailable for Stacking Chair UB and Stacking High Chair UB F5 Avance, Camila L2 RK L4 GR	Chair : 10mm 20mm 30mm 40mm High Chair : up to 150 mm in 10 mm increments	The footrest is made of steel with a powder-coated finish. <div><div>M-GY</div><div>S-GY</div><div>S-BL</div></div>



Item List		*t h e figures in the angle brackets express the height of H type.							
		F1	F2	F3	F4 / CL1	F5 / L2	L3	L4	
Stacking Chair (Upholstered Seat) Stacking Chair H (Upholstered Seat) [Image ①]	w: 505 d: 495 h: 745 <765> sh: 450 <470> wt: 5.0	Japanese Oak							
		*Stackable up to 4							
Stacking Chair (Wooden Seat) Stacking Chair H (Wooden Seat) [Image ②]	w: 505 d: 495 h: 745 <765> sh: 430 <450> wt: 5.0						Japanese Oak		
		*Accessory: rubber cushions (four) *Stackable up to 4							
Stacking Chair UB (Upholstered Seat) Stacking Chair UB H (Upholstered Seat) [Image ③]	w: 505 d: 495 h: 750 <770> sh: 450 <470> wt: 5.0	Japanese Oak							
		*Stackable up to 4 Limit in fabric / leather							
Stacking Chair UB (Wooden Seat) Stacking Chair UB H (Wooden Seat) [Image ④]	w: 505 d: 495 h: 750 <770> sh: 430 <450> wt: 5.0	Japanese Oak							
		*Accessory: rubber cushions (four) *Stackable up to 4 Limit in fabric / leather							
Dolly [Image ⑤]	w: 600 d: 900 h: 635	*Stackable up to 6						MDF	



⑥ Japanese Oak MBR MG-BL / L3
Footstep: S-GY



⑦ Japanese Oak NF Footstep: M-GY



⑧ Japanese Oak MBR MG-BL / L3
Footstep: S-GY



⑨ Japanese Oak NF MG-BL / L3
Footstep: M-GY



Item List

*The figures in the angle brackets express the height of H type.

		F1	F2	F3	F4 / CL1	F5 / L2	L3	L4
Stacking High Chair (Upholstered Seat)	w: 540 (560) d: 515 (525) h: 965 (1065) sh: 670 (770) wt: 7.0	Japanese Oak						
Stacking High Chair H (Upholstered Seat) [Image ⑥]		*Stackable up to 4 Three colors for available for the footstep						
Stacking High Chair (Wooden Seat)	w: 540 (560) d: 515 (525) h: 965 (1065) sh: 650 (750) wt: 7.0	Japanese Oak						
Stacking High Chair H (Wooden Seat) [Image ⑦]		*Accessory: rubber cushions (four) *Stackable up to 4 Three colors for available for the footstep						
		F1	F2	F3	F4 / CL1	F5	L3	L4
Stacking High Chair UB (Upholstered Seat)	w: 540 (560) d: 515 (525) h: 970 (1070) sh: 670 (770) wt: 7.0	Japanese Oak						
Stacking High Chair UB H (Upholstered Seat) [Image ⑧]		*Stackable up to 4 Limit in fabric / leather Three colors for available for the footstep						
Stacking High Chair UB (Wooden Seat)	w: 540 (560) d: 515 (525) h: 970 (1070) sh: 650 (750) wt: 7.0	Japanese Oak						
Stacking High Chair UB H (Wooden Seat) [Image ⑨]		*Accessory: rubber cushions (four) *Stackable up to 4 Limit in fabric / leather Three colors for available for the footstep						



Outline

Designed by Finnish designer Antti Kotilainen, "AATOS" embodies the philosophy of "retaining only essential functions." The easy chair, with its wide backrest and seat for support, offers a light yet comfortable solution for contract settings when used in rows. Made from Hokkaido oak with its striking and robust grain, the chair is available in a wood seat variant that features a three-dimensional curve for comfort or in upholstered versions for further customization.

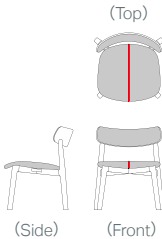
Wood coating	Fabric and leather	Make-it-lower
Japanese Oak NF / WNF / MBR / DBR / GY / DGY / BL	Fabric / leather unavailable for Easy Chair F2 Camelia F5 Avance 、 Camila L2 RK L4 GR	Chair : 10mm 20mm 30mm 40mm

Leather stitching

Stitch

Leather stitching is applied to the following:

- Easy Chair (Upholstered Seat)
 - Easy ChairUB (Upholstered Seat)
- [The drawing for Easy ChairUB (Upholstered Seat)]



① Japanese Oak WNF EN-BE / L3



② Japanese Oak DGY



③ Japanese Oak WNF Lumiere BE / F5



④ Japanese Oak DGY Longchamp CGY / F2

Item List

		F1	F2	F3	F4 / CL1	F5 / L2	L3	L4
Easy Chair (Upholstered Seat) [Image ①]	w: 605 d: 590 h: 720 sh: 435	Japanese Oak						
		Leather stitching						
Easy Chair (Wooden Seat) [Image ②]	w: 605 d: 590 h: 720 sh: 395	Japanese Oak						
		F1	F2	F3	F4 / CL1	F5	L3	L4
Easy ChairUB (Upholstered Seat) [Image ③]	w: 605 d: 590 h: 720 sh: 435	Japanese Oak						
		Limit in fabric / leather Leather stitching						
Easy ChairUB (Wooden Seat) [Image ④]	w: 605 d: 590 h: 720 sh: 395	Japanese Oak						
		Limit in fabric / leather						



Outline

Designed by world renown designer Gwenael Nicolas, a dinning chair that stands out and immediately brings out people's curiosity. In the design, well-expressed is one of the Japanese aesthetics—the imperfect beauty. Available in Japanese Oak, attractive by the iconic frame and backrest shape, fitting well in both Eastern and Western scenarios.

Wood coating	Fabric and leather	Make-it-lower
Japanese Oak NF / WNF / MBR / DBR / GY / DGY / BL	F1 Persia F2 Camelia F3 Sultan、Maple、Like、Linova F4 Magnolia F5 Avance、Camila、Kokyu CL1 MR L2 RK L4 GR	Chair : 10mm 20mm 30mm 40mm High Chair : up to 150 mm in 10 mm increments


Leather stitching	Stitch 
-------------------	--



You can make it no-stitching with Additional charge. Leather stitching is applied to the following:

- Armchair
- High Armchair

Additional charge

(Top)





(Side) (Front)



① Japanese Oak WNF KP-LGY/L3



② Japanese Oak NF Zero BL / F5



③ Optional Footstep

Item List		*T h e figures in the angle brackets express the height of H type.					
		F1	F2	F3	F4	F5	L3
Armchair Armchair H [Image ①]	w: 565 d: 590 h: 745 (765) sh: 445 (465) ah: 590 (610) wt: 9.0	Japanese Oak					
		Limit in fabric / leather	Leather stitching				
High Armchair High Armchair H [Image ②]	w: 550 d: 540 h: 910 (1010) sh: 680 (780) ah: 765 (865) wt: 10.0	Japanese Oak					
		Limit in fabric / leather	Leather stitching				
Optional Footstep [Image ③]	*Hairline finished stainless steel						



Outline

Aima means “space or time in between something” in Japanese. As the name well expresses, the design feature of the lounge chair is the break in the arms. It’ s eye-catchy and adorning gathering places like a hotel lounge. The surrounding backrest and slightly inclined seat surface give a luxury comfort and firmly hold the body. This is the Japanese aesthetic interpreted as “incomplete beauty” by the French designer, Gwenael Nicolas.


Wood coating	Fabric and leather	Make-it-lower
Japanese Oak NF / WNF / MBR / DBR / GY / DGY / BL	F1 Persia F2 Camelia F3 Sultan、Maple、Like、Linova F4 Magnolia F5 Avance、Kokyu CL1 MR L2 RK L4 GR	Chair : 10mm 20mm 30mm 40mm



Leather stitching	Stitch 
-------------------	--

Leather stitching is applied to the following:

- Easy Chair

(Top)





(Side) (Front)



Japanese Oak MBR MG-CGY/L3



Item List							
		F1	F2	F3	F4	F5	L3
Easy Chair	w: 615 d: 650 h: 690 sh: 430 ah: 515	Japanese Oak					
		Limit in fabric / leather	Leather stitching				

RB TABLE

Kiyoshi Sadogawa / Japan

https://www.condehouseglobal.com/products/series/detail.php?series_id=112



Outline

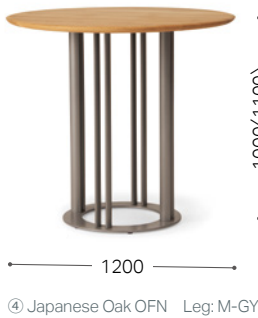
A massive solid wood round table that goes up to 2400 mm in diameter, featured by the dynamic wood grain and sharply shaped edge of the top board. The metal base is available in three different colors: silver, charcoal, and black. The high table is also available with an optional cable tray, which is good for office and even home use.

Wood coating	Number of leg props	Table base colors
Japanese Sen NF/WNF/MBR/DBR/GY/DGY/BL/OFN Japanese Elm NF/WNF/MBR/DBR/GY/DGY/BL/OFN Japanese Ash NF/WNF/MBR/DBR/GY/DGY/BL/OFN Japanese Oak NF/WNF/MBR/DBR/GY/DGY/BL/OFN Walnut CW/DBR/OFN *OFN and Japanese Sen are not available for the rotating tray and Cable Tray and Cover	For round tables, round high tables, and round low tables, the number of leg supports is 8 in 4 places when the tabletop size is 90 to 180 in diameter, and 12 in 6 places when the tabletop size is 200 to 240 in diameter.	The legs are made of steel with a powder-coated finish. <div><div>M-GY</div><div>S-GY</div><div>S-BL</div></div>



Item List	*The figures in the angle brackets express the height of H type; ones in the parentheses express the height of LD type. *Top board: random-match									
Round Table	*Solid wood top (with vertical joints for tables longer than 2101 mm) *Accessory: height adjusters									
Round Table H	*Table top and base (dia: 180–240) : ready-to-assemble *Base (dia: 90–150) : ready-to-assemble									
Round Table LD	*See p.194 for more information on vertical joints. Three colors available for the base									
[Image ② ③]										
dia:	900	1050	1200	1350	1500	1800	2000	2200	2400	
Japanese Sen										
Japanese Elm										
Japanese Ash										
Japanese Oak										
Walnut										

h: 710 <740> (680) h2: 670 <700> (640)



Item List	*The figures in the angle brackets express the height of H type; ones in the parentheses express the height of LD type. *Top board: random-match									
Table 240 × 120	w: 2400 d: 1200	Japanese Sen								
Table 240 × 120 H	h: 710 <740> (680)	Japanese Elm								
Table 240 × 120 LD	h2: 670 <700> (640)	Japanese Ash								
		Japanese Oak								
	*Solid wood top (vertical joint) *Accessory: height adjusters	Walnut								
	*Legs are splittable. Three colors available for the base									
	*See p.194 for more information on vertical joints.									
Table 220 × 120	w: 2200 d: 1200	Japanese Sen								
Table 220 × 120 H	h: 710 <740> (680)	Japanese Elm								
Table 220 × 120 LD	h2: 670 <700> (640)	Japanese Ash								
[Image ①]		Japanese Oak								
	*Solid wood top (vertical joint) *Accessory: height adjusters	Walnut								
	*Legs are splittable. Three colors available for the base									
	*See p.194 for more information on vertical joints.									

Item List	*The figures in the angle brackets express the height of H type. *Top board: random-match									
Round High Table	*Solid wood top (with vertical joints for tables longer than 2101 mm) *Accessory: height adjusters									
Round High Table H	*Table top and base (dia: 180–240) : ready-to-assemble *Base (dia: 90–150) : ready-to-assemble									
[Image ④]	*See p.194 for more information on vertical joints. Three colors available for the base									
dia:	900	1050	1200	1350	1500	1800	2000	2200	2400	
Japanese Sen										
Japanese Elm										
Japanese Ash										
Japanese Oak										
Walnut										

h: 1000 <1100> h2: 960 <1060>

RB TABLE

Kiyoshi Sadogawa / Japan

https://www.condehouseglobal.com/products/series/detail.php?series_id=112



Item List	*The three figures separated by slashes (from left to right) for h are the heights of L, M and H type tables.										*Top board: random-match						
Round Low Table L	*Solid wood top (with vertical joints for tables longer than 2101 mm)										*Accessory: height adjusters						
Round Low Table M	*Table top and base (dia: 180–240) : ready-to-assemble										*Base (dia: 90–150) : ready-to-assemble						
Round Low Table H	*See p.194 for more information on vertical joints.										Three colors available for the base						
[Image ⑤ : L]																	
dia:	900		1050		1200		1350		1500		1800		2000		2200		2400
Japanese Sen																	
Japanese Elm																	
Japanese Ash																	
Japanese Oak																	
Walnut																	

h: 350/450/550

Rotating Tray 135	dia: 1350 h: 45	Japanese Elm	
		Japanese Ash	
		Japanese Oak	
		Walnut	

Rotating Tray 110	dia: 1100 h: 45	Japanese Elm	
		Japanese Ash	
		Japanese Oak	
		Walnut	

Rotating Tray 90	dia: 900 h: 45	Japanese Elm	
		Japanese Ash	
		Japanese Oak	
		Walnut	



The rotating tray is just placed, not fixed.

Cable Tray and Cover for the round table	dia: 195 h: 70 Tray dia: 400 t: 15	
--	---------------------------------------	--



Hole-processing on the top board



a tray for wires, and wiring covers

Hole-processing on the top board, a tray for wires, and wiring covers
*The tray and covers are finished in the same color.

ALP

50

https://www.condehouseglobal.com/products/series/detail.php?series_id=2



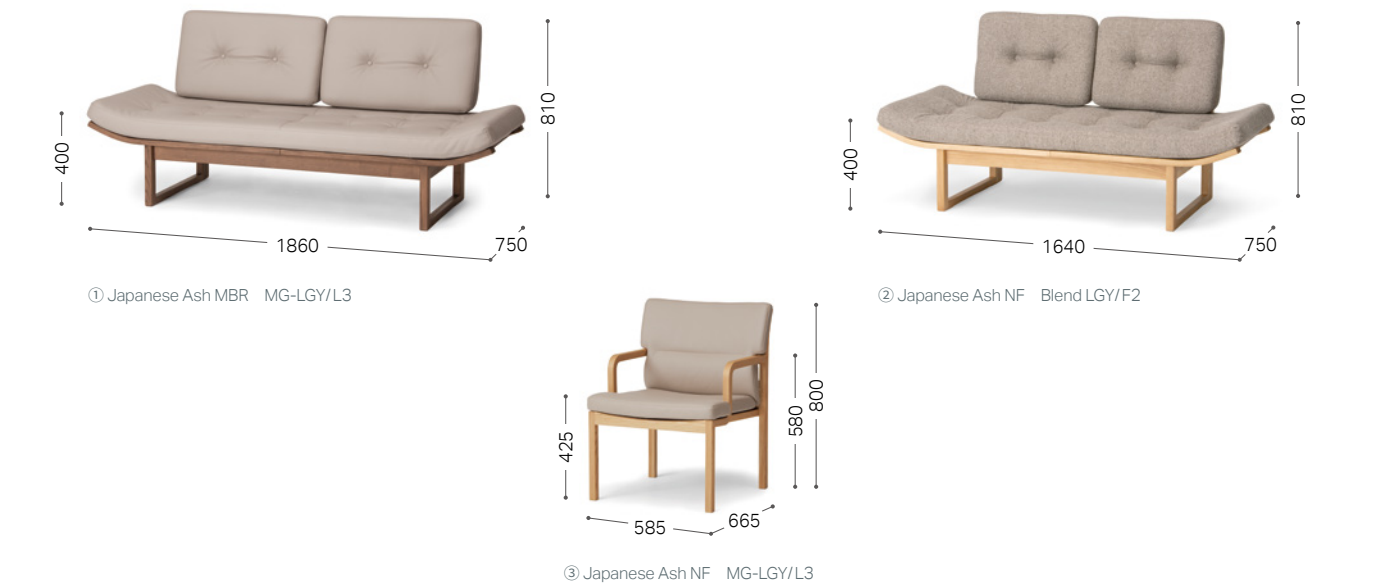
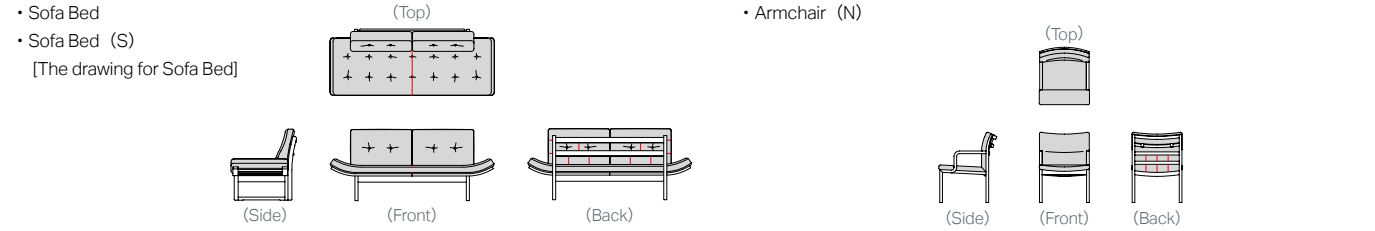
Outline

This unique shaped sofa with its curved seating is one of the long-life products of CondeHouse. For the lifestyle of Japanese people, this sofa, good to dine and sleep on, is perfect because the boundaries are blurred between dining and living rooms.

Wood coating	Fabric and leather	Make-it-lower
Japanese Elm NF / WNF / MBR / DBR / GY / DGY / BL Japanese Ash NF / WNF / MBR / DBR / GY / DGY / BL	F3 Ultrasuede ※ Sofa Bed, Sofa Bed (S) only	Armchair (N) : 10mm 20mm 30mm 40mm

Leather stitching Stitch

Leather stitching is applied to the following:



Item List	F1	F2	F3	F4 / CL1	F5 / L2	L3	L4
Sofa Bed [Image ①] MS							
Japanese Elm							
Japanese Ash							
Limit in fabric / leather Leather stitching							
Sofa Bed (S) [Image ②] MS							
Japanese Elm							
Japanese Ash							
Limit in fabric / leather Leather stitching							
Armchair (N) [Image ③]							
Japanese Elm							
Japanese Ash							
Leather stitching							



Outline

“Surprisingly spacious” was the impression of people who sat on it for the first time. IKORO was born from the concept: a modular sofa that makes the most of limited space in condominiums in urban areas. Its greatest feature is its size, which is less than 2,000 mm wide even when combined in an L-shape. The back and elbows are thinly paneled to ensure a wide seat, which, together with soft comfortable seat surface, works to avoid cramped seating. Size is small but satisfaction is not: we are confident that we have achieved this goal we set at the time of development.

■ Design

The backrest and armrests are simple but finely tuned, and also the line of wood legs are so smooth, both of which create a mellow silhouette.

■ Material

The legs are made of Hokkaido Ash wood. The seat has a newly introduced cushion configuration that disperses body pressure, provides a moderate sinking-in effect, and creates comfortability together with feathers on the surface layer.

■ Structure

The backrest and armrests are upright so that the sofa doesn’ t create a dead space and can be set close to the wall. The backrest has a soft comfortable cushion part inward but is joined perfectly with the seat. Enjoy the comfortable combination of the backrest and seat.

■ Function

When the sofa is set in an L-shape, the size ranges from 1980 x 1260 mm to 2580 x 1860 mm, in increments of 15 cm. Three different heights are also available: the lower type is for ordinary houses; the higher for public spaces where people wear shoes on, for example. The covering upholstery is adopted (except for leather), and you can choose different fabrics/leathers for the seat and other parts (backrests and armrests). Enjoy coordinating the upholstery to suit the occasion and your preferences.

● SB One Arm

This short back (SB) type can form an L-shape sofa by combining it with the armless type. The space created by the short backrest will make you feel a sense of openness. In addition, accessibility is increased.

● SB Armless

It provides a sense of openness and the impression of lightness to the room, and also, it is good to be combined with the one-arm type and long seater to make an L-shape sofa.

● Long Seat

The combination of the long seater and armless type also makes an L-shape sofa. It provides a good seating area where you can stretch out your legs and relax. The backrest and armrest are set in one corner, which make good accessibility. Two types of depth are available.

● FB Armless

A simple bench shaped type, good to be combined with the SB one-arm or long seater. The smallest L-shape sofa can be made by the size of 1200.

● Cushion

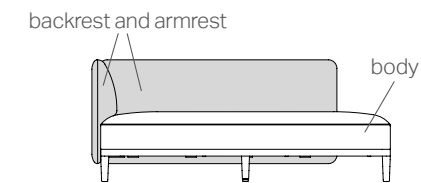
Microfiber cushions are slightly higher than the backrest and armrest of the sofa, providing soft support for the body. Two sizes are available according to the sofa size.

● Side Table

The side table is designed to be overhanging the SB one-arm or SB armless sofas to save space. The tabletop has a smooth raised edge, which gives it the look of a high-quality tray. The area under the top can be used as a temporary storage space for books or glasses. Available in three different heights to match the sofa.

Wood coating	Covering	Height		
Japanese Ash NF / WNF / MBR / DBR / GY / DGY / BL	The upholstery of the seat, backrest, and armrest can be removed at home for maintenance when the upholstery is fabric (not leather).	L type sh: 360	M type sh: 400	H type sh: 430

Name of each part of the sofa



Leather stitching Stitch

Leather stitching is applied to the following:

- SB One Arm 185 L (R) L/M/H
- SB One Arm 170 L (R) L/M/H
[The drawing for 170 R M]

- SB Armless 180 L (R) L/M/H
- SB Armless 165 L (R) L/M/H
[The drawing for 165 L M]

- FB Armless 150 L/M/H
- FB Armless 135 L/M/H
[The drawing for 135 M]

- SB One Arm 155 L (R) L/M/H
[The drawing for R M]

- SB Armless 150 L (R) L/M/H
[The drawing for L M]

- FB Armless 120 L/M/H
[The drawing for M]

- Long Seat 140 L (R) L/M/H
[The drawing for R M]

- Long Seat 125 L (R) L/M/H
[The drawing for R M]





Item List		*The three figures separated by slashes (from left to right) for h are the heights of L, M and H type tables. *L has the armrest on its left (vice versa).						
		F1	F2	F3	F4 / CL1	F5 / L2	L3	L4
SB One Arm 185 L (R) L		Japanese Ash						
SB One Arm 185 L (R) M								
SB One Arm 185 L (R) H		Only covering seat						
*Accessory: middle legs with an adjuster		*Feather is partially included in seat cushions.						
		*Covering available for fabric upholstery only Leather stitching						
SB One Arm 185 L (R) Backrest and Armrest								
		Only covering seat						
		*Covering available for fabric upholstery only Leather stitching						
SB One Arm 185 L (R) L		Japanese Ash						
SB One Arm 185 L (R) M								
SB One Arm 185 L (R) H		Only covering seat						
with Backrest and Armrest [Image ① : R H]								
w: 1860 Backrest w: 1490 d: 760 h: 640/680/710 sh: 360/400/430								
SB One Arm 170 L (R) L		Japanese Ash						
SB One Arm 170 L (R) M								
SB One Arm 170 L (R) H		Only covering seat						
*Accessory: middle legs with an adjuster		*Feather is partially included in seat cushions.						
		*Covering available for fabric upholstery only Leather stitching						
SB One Arm 170 L (R) Backrest and Armrest								
		Only covering seat						
		*Covering available for fabric upholstery only Leather stitching						
(as an example)		Japanese Ash						
SB One Arm 170 L (R) L								
SB One Arm 170 L (R) M								
SB One Arm 170 L (R) H			Only covering seat					
with Backrest and Armrest								
w: 1710 Backrest w: 1340 d: 760 h: 640/680/710 sh: 360/400/430								
SB One Arm 155 L (R) L		Japanese Ash						
SB One Arm 155 L (R) M								
SB One Arm 155 L (R) H		Only covering seat						
*Accessory: middle legs with an adjuster		*Feather is partially included in seat cushions.						
		*Covering available for fabric upholstery only Leather stitching						
SB One Arm 155 L (R) Backrest and Armrest								
		Only covering seat						
		*Covering available for fabric upholstery only Leather stitching						
(as an example)		Japanese Ash						
SB One Arm 155 L (R) L								
SB One Arm 155 L (R) M								
SB One Arm 155 L (R) H			Only covering seat					
with Backrest and Armrest								
w: 1560 Backrest w: 1190 d: 760 h: 640/680/710 sh: 360/400/430								

Item List		*The three figures separated by slashes (from left to right) for h are the heights of L, M and H type tables. *L has the armrest on its left (vice versa).						
		F1	F2	F3	F4 / CL1	F5 / L2	L3	L4
Long Seat 140 L (R) L		Japanese Ash						
Long Seat140 L (R) M								
Long Seat140 L (R) H		Only covering seat						
*Accessory: middle legs with an adjuster		*Feather is partially included in seat cushions.						
		*Covering available for fabric upholstery only Leather stitching						
Long Seat 140 L (R) Backrest and Armrest								
		Only covering seat						
		*Covering available for fabric upholstery only Leather stitching						
(as an example)		Japanese Ash						
Long Seat 140 L (R) L								
Long Seat 140 L (R) M								
Long Seat 140 L (R) H			Only covering seat					
with Backrest and Armrest								
[Image ② : R L]								
w: 760 d: 1410 h: 640/680/710 sh: 360/400/430								
Long Seat 125 L (R) L		Japanese Ash						
Long Seat125 L (R) M								
Long Seat125 L (R) H		Only covering seat						
*Accessory: middle legs with an adjuster		*Feather is partially included in seat cushions.						
		*Covering available for fabric upholstery only Leather stitching						
Long Seat 125 L (R) Backrest and Armrest								
		Only covering seat						
		*Covering available for fabric upholstery only Leather stitching						
(as an example)		Japanese Ash						
Long Seat 125 L (R) L								
Long Seat 125 L (R) M								
Long Seat 125 L (R) H			Only covering seat					
with Backrest and Armrest								
w: 760 d: 1260 h: 640/680/710 sh: 360/400/430								





Item List		*The three figures separated by slashes (from left to right) for h are the heights of L, M and H type tables. *L has the armrest on its left (vice versa).							
		F1	F2	F3	F4 / CL1	F5 / L2	L3	L4	
SB Armless 180 L (R) L SB Armless 180 L (R) M SB Armless 180 L (R) H		Japanese Ash							
		Only covering seat							
		*Accessory: middle legs with an adjuster *Feather is partially included in seat cushions. *Covering available for fabric upholstery only Leather stitching							
SB Armless 180 L (R) Backrest									
		Only covering seat							
		*Covering available for fabric upholstery only Leather stitching							
(as an example) SB Armless 180 L (R) L SB Armless 180 L (R) M SB Armless 180 L (R) H with Backrest		w: 1820 Backrest w: 1490 d: 760 h: 640/680/710 sh: 360/400/430	Japanese Ash						
			Only covering seat						
SB Armless 165 L (R) L SB Armless 165 L (R) M SB Armless 165 L (R) H		Japanese Ash							
		Only covering seat							
		*Accessory: middle legs with an adjuster *Feather is partially included in seat cushions. *Covering available for fabric upholstery only Leather stitching							
SB Armless 165 L (R) Backrest									
		Only covering seat							
		*Covering available for fabric upholstery only Leather stitching							
(as an example) SB Armless 165 L (R) L SB Armless 165 L (R) M SB Armless 165 L (R) H with Backrest		w: 1670 Backrest w: 1340 d: 760 h: 640/680/710 sh: 360/400/430	Japanese Ash						
			Only covering seat						
SB Armless 150 L (R) L SB Armless 150 L (R) M SB Armless 150 L (R) H		Japanese Ash							
		Only covering seat							
		*Accessory: middle legs with an adjuster *Feather is partially included in seat cushions. *Covering available for fabric upholstery only Leather stitching							
SB Armless 150 L (R) Backrest									
		Only covering seat							
		*Covering available for fabric upholstery only Leather stitching							
(as an example) SB Armless 150 L (R) L SB Armless 150 L (R) M SB Armless 150 L (R) H with Backrest		w: 1520 Backrest w: 1190 d: 760 h: 640/680/710 sh: 360/400/430	Japanese Ash						
			Only covering seat						
[Image ③ : L M]									



Item List		*The three figures separated by slashes (from left to right) for h are the heights of L, M and H type tables. *Top board: random-match							
		F1	F2	F3	F4 / CL1	F5 / L2	L3	L4	
Ottoman 61 L Ottoman 61 M Ottoman 61 H [Image ⑤ : H]	w: 630 d: 450 h: 340/380/410	Japanese Ash							
		Only covering seat							
		*Covering available for fabric upholstery only							
Cushion (Large) [Image ⑥]	600 × 460								
		Only covering seat							
		*Microfiber cushion							
Cushion (Small) [Image ⑦]	550 × 460								
		Only covering seat							
		*Microfiber cushion							
Side Table27 × 77 L Side Table27 × 77 M Side Table27 × 77 H [Image ⑧ : H]	w: 270 d: 770 h: 475/515/545 storage area h: 70						Japanese Ash		



Outline		
This leg shape is common, may look nothing special at first glance. What makes this table unique is the legs made of wood, though this type of table legs are made of metal in most cases. We elaborated the shape of the leg surface to make a good touch. Anticipating users will feel the table legs with their toes. Two heights (710 mm or 740 mm) and an optional cable tray are available.		
Wood coating	Table leg positions	Basic specification
Japanese Sen • Japanese Elm • Japanese Oak NF/NFWNF/NFMBR/NFDBR/NFGY/NFDGY/NFBL /WNF/WNFNF/WNFMBR/WNFDBR/WNFGY/WNFDGY/WNFB /MBR/MBRNF/MBRWNF/MBRDBR/MBRGY/MBRDGY/MBRBL /DBR/DBRNF/DBRWNF/DBRMBR/DBRGY/DBRDGY/DBRBL /GY/GYNF/GYWNF/GYMBR/GYDBR/GYDGY/GYBL /DGY/DGYNF/DGYWNF/DGYMBR/DGYDBR/DGYGY/DGYBL /BL/BLNF/BLWNF/BLMBR/BLDBR/BLGY/BLDGY /OFN/OFNNF/OFNWNF/OFNMBR/OFNDBR/OFNGY/OFNDGY/OFNBL Walnut CW/CWDBR/DBR/DBRCW/OFN/OFNCW/OFNDBR *Wood and finish are indicated as follows: top board finish + leg finish * Japanese elm is available for legs in any color at the price of walnut.	 (outside) (inside)	*Solid wood top *Accessory: height adjusters, reinforcement back beam (for ones wider than 1700 mm)




Three-piece type for the top board of 2000–2400

Item List		*The figures in the angle brackets express the height of H type.	
Cable Tray	Four-piece type for the top board of 2500–2700	w: 1240 d: 110 h: 110	
	Three-piece type for the top board of 2000–2400	w: 930 d: 110 h: 110	
	Two-piece type for the top board of 1500–1900	w: 620 d: 110 h: 110	
h2 including the cable tray: 575 (605)		An optional set of hole-processing on the top board and a cable tray and cover (made of solid wood) *The tray cover is made of the same wood; finished in the same color as the top board.	

SL TABLE

https://www.condehouseglobal.com/products/series/detail.php?series_id=126



Item List		*T h e figures in the angle brackets express the height of H type. *Top board: random-match						
-----------	--	---	--	--	--	--	--	--

Solid Wood Table / Solid Wood Table H

w:		1500	1600	1700	1800	1900	2000	2100
d: 850	Japanese Sen:							
	Japanese Elm:							
	Japanese Oak:							
	Walnut							
d: 900	Japanese Sen:							
	Japanese Elm:							
	Japanese Oak:							
	Walnut							
d: 950	Japanese Sen:							
	Japanese Elm:							
	Japanese Oak:							
	Walnut							
d: 1000	Japanese Sen:							
	Japanese Elm:							
	Japanese Oak:							
	Walnut							
d: 1100	Japanese Sen:							
	Japanese Elm:							
	Japanese Oak:							
	Walnut							
d: 1200	Japanese Sen:							
	Japanese Elm:							
	Japanese Oak:							
	Walnut							
h: 710〈740〉 h2: 675〈705〉 h3: 635〈665〉								
wbl: (inside/outside)		1000/1220	1100/1320	1200/1420	1400/1620			

https://www.condehouseglobal.com/products/series/detail.php?series_id=126



Item List		*T h e figures in the angle brackets express the height of H type. *Top board: random-match					
-----------	--	---	--	--	--	--	--

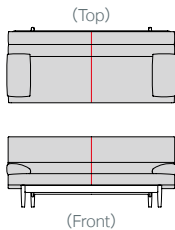
Solid Wood Table / Solid Wood Table H

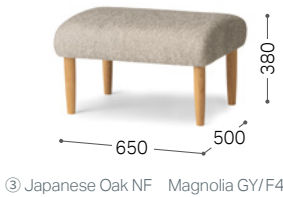
*Solid-wood top (with vertical joints for tables longer than 2101 mm). See p.194 for more information on vertical joints.

w:		2200	2300	2400	2500	2600	2700
d: 850	Japanese Sen:						
	Japanese Elm:						
	Japanese Oak:						
	Walnut						
d: 900	Japanese Sen:						
	Japanese Elm:						
	Japanese Oak:						
	Walnut						
d: 950	Japanese Sen:						
	Japanese Elm:						
	Japanese Oak:						
	Walnut						
d: 1000	Japanese Sen:						
	Japanese Elm:						
	Japanese Oak:						
	Walnut						
d: 1100	Japanese Sen:						
	Japanese Elm:						
	Japanese Oak:						
	Walnut						
d: 1200	Japanese Sen:						
	Japanese Elm:						
	Japanese Oak:						
	Walnut						
h: 710〈740〉 h2: 675〈705〉 h3: 635〈665〉							
wbl: (inside/outside)		1600/1820			1800/2020		

Outline

The shape of the sofa is designed based on ergonomics but still looks elegant. The hardness of the seat, the thickness of the cushion, and the angle of the backrest, everything is carefully calculated in order to reach maximum comfort.

Wood coating	Leather stitching <div>Stitch</div>
Japanese Oak NF / WNF / MBR / DBR / GY / DGY / BL	<div>Leather stitching is applied to the following:</div> <div><div><div>• 3P Sofa</div><div>• 2P Sofa</div><div>[The drawing for 3P Sofa]</div><div></div><div>(Top)</div><div>(Front)</div></div></div>



Item List		F1	F2	F3	F4 / CL1	F5 / L2	L3	L4
3PSofa [Image ①] <div>MS</div>	w: 1900 d: 860 h: 800 sh: 380 ah: 480	Japanese Oak						
		*The arm cushions are movable. Leather stitching						
2PSofa [Image ②] <div>MS</div>	w: 1600 d: 860 h: 800 sh: 380 ah: 480	Japanese Oak						
		*The arm cushions are movable. Leather stitching						
Ottoman [Image ③] <div>M</div>	w: 650 d: 500 h: 380	Japanese Oak						

Outline

A well-balanced, comforting chair good for formal occasions. It has a wide and high hexagon backrest that supports your body from all angles. Seat and back cushions provide comfort to enhance your dining experience. A fascinating chair for spending a good time with people close to you.

Wood coating	Make-it-lower	Leather stitching <div>Stitch</div>
Japanese Oak NF / WNF / MBR / DBR / GY / DGY / BL	Chair : <div>10mm</div> <div>20mm</div> <div>30mm</div> <div>40mm</div>	<div>You can make it no-stitching with Additional charge.</div> <div>Leather stitching is applied to the following:</div> <div><div><div>• Armchair</div><div>• Armchair H</div><div>• Side Chair</div><div>• Side Chair H</div><div>[The drawing for Armchair]</div><div>Additional charge</div><div></div><div>(Side)</div><div>(Front)</div><div>(Back)</div></div></div>



Item List		F1	F2	F3	F4 / CL1	F5 / L2	L3	L4
Armchair Armchair H [Image ①]	w: 595 d: 610 h: 815 (835) sh: 460 (480) ah: 600 (620) wt: 8.5	Japanese Oak						
		Leather stitching						
Side Chair Side Chair H [Image ②]	w: 525 d: 610 h: 815 (835) sh: 460 (480) wt: 8.0	Japanese Oak						
		Leather stitching						

Outline
CondeHouse founder Minoru Nagahara designed this table on the inspiration from pinwheels, a toy that originated in the United States. The top board is veneered, and only the edge part is solid wood shaped like a plate. The combined structure works to make it light and easy to carry.
Wood coating
Japanese Elm NF / WNF / MBR / DBR / GY / DGY / BL Japanese Ash NF / WNF / MBR / DBR / GY / DGY / BL Japanese Cherry NF / WNF / MBR / DBR / GY / DGY / BL Japanese Oak NF / WNF / MBR / DBR / GY / DGY / BL Walnut CW / DBR

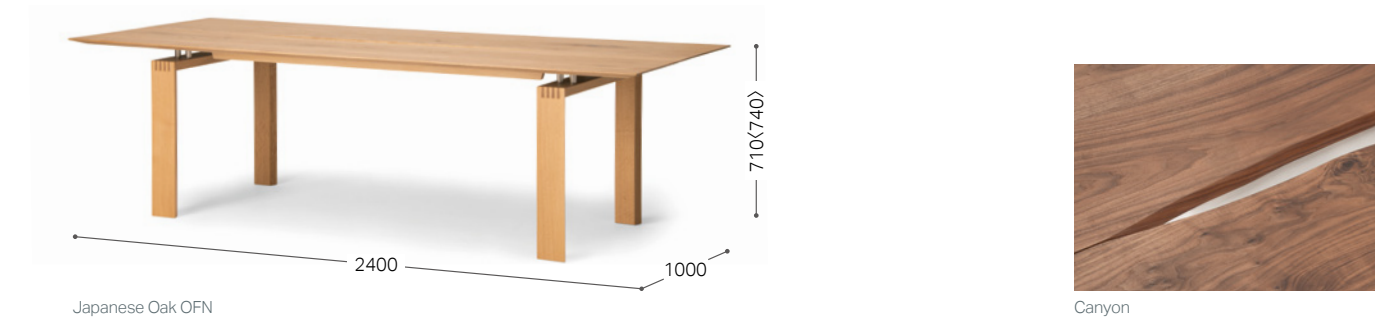


Item List		
Round Table 50 (L) [Image ①]	dia: 500 h: 450	<div>Japanese Elm</div> <div>Japanese Ash Japanese Cherry</div> <div>Japanese Oak</div> <div>Walnut</div>
Round Table 50 (M) [Image ②]	dia: 500 h: 350	<div>Japanese Elm</div> <div>Japanese Ash Japanese Cherry</div> <div>Japanese Oak</div> <div>Walnut</div>
Round Table 70 (M) [Image ③]	dia: 700 h: 400	<div>Japanese Elm</div> <div>Japanese Ash Japanese Cherry</div> <div>Japanese Oak</div> <div>Walnut</div>

Outline

This table is inspired by the geographic feature of the same name. The table top has a thickness of 25 mm, and a canyon is carefully crafted right in the middle. The table top tapered to the edge is connected inward with the wood legs using stainless steel, which creates a look of floating.

Wood coating	Make-it-lower	Canyon
Japanese Oak NF / WNF / MBR / DBR / GY / DGY / BL / OFN Walnut CW / DBR / OFN	Table : 10mm 20mm 30mm	The surface of the canyon part is hairline finished. No-canyon type is also available (the same in price).




Item List			*T h e figures in the angle brackets express the height of H type. *Top board: random-match
Solid Wood Table 240 × 100 Solid Wood Table 240 × 100 H [Image]	w: 2400 d: 1000 h: 710 (740) h2: 675 (705) h3: 625 (655) wbl: 1570 h3: 585 (615) Solid-wood top (with vertical joints, except for walnut) *Accessory: height adjusters; cross beams *See p.194 for more information on vertical joints.	<div>Japanese Oak</div> <div>Walnut</div>	
Solid Wood Table 210 × 95 Solid Wood Table 210 × 95 H	w: 2100 d: 950 h: 710 (740) h2: 675 (705) h3: 625 (655) wbl: 1370 h3: 585 (615) *Solid wood top with cross beams *Accessory: height adjusters	<div>Japanese Oak</div> <div>Walnut</div>	
Solid Wood Table 180 × 90 Solid Wood Table 180 × 90 H	w: 1800 d: 900 h: 710 (740) h2: 675 (705) wbl: 1300 h3: 585 (615) *Solid wood top with cross beams *Accessory: height adjusters	<div>Japanese Oak</div> <div>Walnut</div>	



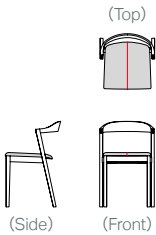
Outline

A stackable work of art designed by a Finnish designer, Mikko Halonen. KIILA is a chair designed to maximize the relaxation of all who sit in it. A gently-sloping line can be seen from the armrests all the way to the backrest. The chair was a finalist in the International Furniture Design Competition in Asahikawa in 2011. A choice of a wooden or upholstered seat is available. It is made of the finest Japanese ash.

Wood coating	Fabric and leather	Make-it-lower
Japanese Ash NF / WNF / MBR / DBR / GY / DGY / BL	Fabric / leather unavailable for Stacking Chair UB L2 RK L4 GR	Chair : 10mm 20mm 30mm 40mm
Leather stitching <div>Stitch </div>		

You can make it no-stitching with Additional charge. Leather stitching is applied to the following:


- Stacking Chair (Upholstered Seat)
 - Stacking Chair H (Upholstered Seat)
 - Stacking Chair UB (Upholstered Seat)
 - Stacking Chair UB H (Upholstered Seat)
- [The drawing for Stacking Chair (Upholstered Seat)]
- Additional charge



① Japanese Ash NF RK-BL / L2



② Japanese Ash NF



⑤ MDF



③ Japanese Ash DGY Tonica DGY / F4



④ Japanese Ash GY MG-LGY / L3

Item List

*The figures in the angle brackets express the height of H type.

			F1	F2	F3	F4 / CL1	F5 / L2	L3	L4
Stacking Chair (Upholstered Seat) Stacking Chair H (Upholstered Seat) [Image ①]	w: 470 d: 485 h: 720 (740) sh: 450 (470) ah: 650 (670) wt: 4.5	Japanese Ash							
			*Stackable up to 4 Leather stitching						
Stacking Chair (Wooden Seat) Stacking Chair H (Wooden Seat) [Image ②]	w: 470 d: 480 h: 720 (740) sh: 430 (450) ah: 650 (670) wt: 4.5							Japanese Ash	
			*Stackable up to 4						
Stacking Chair UB (Upholstered Seat) Stacking ChairUB H (Upholstered Seat) [Image ③]	w: 470 d: 485 h: 720 (740) sh: 450 (470) ah: 650 (670) wt: 4.5	Japanese Ash							
			*Stackable up to 4 Limit in fabric / leather Leather stitching						
Stacking Chair UB (Wooden Seat) Stacking ChairUB H (Wooden Seat) [Image ④]	w: 470 d: 480 h: 720 (740) sh: 430 (450) ah: 650 (670) wt: 4.5	Japanese Ash							
			*Stackable up to 4 Limit in fabric / leather						
Dolly [Image ⑤]	w: 600 d: 900 h: 685							MDF	
			*Stackable up to 10						



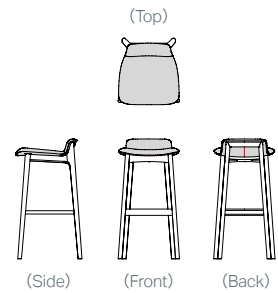
Outline

A comfortable high stool, easy to stand up and sit down, versatile for restaurants, office meeting rooms, home, etc. It is designed by the German designer we' ve worked with for many years. He aimed to ease strain on the body by allowing people to change sitting posture freely. The long stool legs made of Hokkaido ash gives an intellectual air.

Wood coating	Fabric and leather	Make-it-lower
Japanese Ash NF/ WNF/ MBR/ DBR/ GY/ DGY/ BL	F3 Sultan F5 Avance 、 Camila CL1 MR L2 RK L4 GR	High Stool: up to 150 mm in 10 mm increments
Leather stitching <div>Stitch </div>		

Leather stitching is applied to the following:

- High Stool
- High Stool H
- [The drawing for High Stool]



① Japanese Ash GY Jan GY/ F2



② Optional Footstep



Item List		*T h e figures in the angle brackets express the height of H type.						
		F1	F2	F3	F4	F5	L3	
High Stool High Stool H [Image ① : H]	w: 440 <445> d: 480 <485> h: 780 <880> sh: 685 <785> wt: 6.0	Japanese Ash						
		*Two different types of fabric / leather are selectable (the higher price is applied). Limit in fabric / leather Leather stitching						
Optional Footstep [Image ②]	*Hairline finished stainless steel							

Outline

A chair originally designed for a museum project by Hiroyoshi Yoneya from TONERICO:INC. The back of the chair is designed to be lower than the table not to stand out too much. KYOBASHI provides a sense of quietness and would not ruin the atmosphere even if the space is equipped with plenty of them. Available in Japanese Oak and in the wide variety of colors, good for both public and home use.

Wood coating	Make-it-lower	Covering Seat
Japanese Oak NF/ WNF/ MBR/ DBR/ GY/ DGY/ BL	Chair : <div>10mm 20mm 30mm 40mm</div>	The seat upholstery is removable for easy maintenance.



① Japanese Oak GY MG-KGY/ L3



② Japanese Oak DBR LikeDGY/ F3

Item List		*T h e figures in the angle brackets express the height of H type.						
		F1	F2	F3	F4/ CL1	F5/ L2	L3	L4
Armchair Armchair H [Image ①]	w: 610 d: 525 h: 680 <700> sh: 440 <460> wt: 6.0	Japanese Oak						
Covering seat		Only covering seat						
Side Chair Side Chair H [Image ②]	w: 490 d: 480 h: 680 <700> sh: 440 <460> wt: 5.5	Japanese Oak						
Covering seat		Only covering seat						



Fumio Enomoto / Japan

Outline

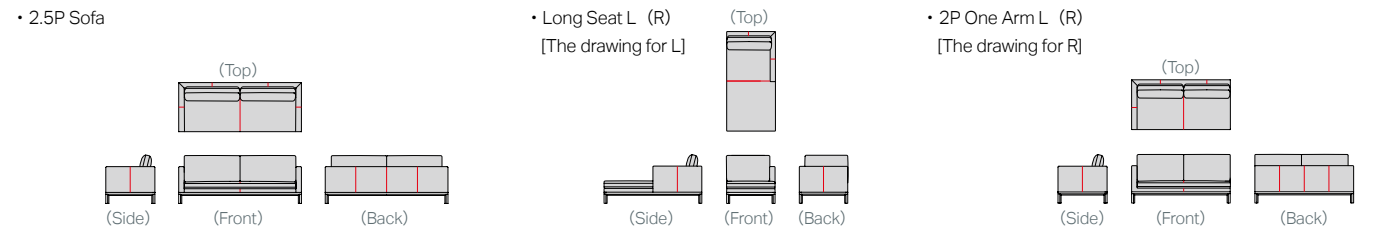
This modern Japanese style sofa is designed by Fumio Enomoto, in line with the Japanese image: organizing, compact, and quiet. Feathers are partially used in the seat cushions to increase comfort. The cushions and sofa itself can be made in different fabrics or leather to satisfy all tastes.

Wood coating

Japanese Ash NF / WNF / MBR / DBR / GY / DGY / BL

Leather stitching Stitch 

Leather stitching is applied to the following:



Item List							
	F1	F2	F3	F4 / CL1	F5 / L2	L3	L4
2.5P Sofa	Japanese Ash						
Leather stitching							
2.5P Sofa Back and Seat Cushions MS							
*Feather is partially included in seat cushions. Leather stitching							
(as an example) 2.5P Sofa +Back and Seat Cushions [Image ①]	Japanese Ash						

Item List							
	F1	F2	F3	F4 / CL1	F5 / L2	L3	L4
Long Seat L (R)	Japanese Ash						
Leather stitching							
Long Seat L (R) Back and Seat Cushions MS							
*Feather is partially included in seat cushions. Leather stitching							
(as an example) Long Seat L (R) +Back and Seat Cushions [Image ② : R]	Japanese Ash						
2P One Arm L (R)	Japanese Ash						
Leather stitching							
2P One Arm L (R) Back and Seat Cushions MS							
*Feather is partially included in seat cushions. Leather stitching							
(as an example) 2P One Arm L (R) +Back and Seat Cushions [Image ③ : L]	Japanese Ash						
Ottoman	Japanese Ash						
Ottoman Seat Cushion M							
*Feather is partially included in seat cushions.							
(as an example) Ottoman +Seat Cushion [Image ④]	Japanese Ash						
Headrest [Image ⑤]	w: 700 d: 140 h: 800 Height including the headrest: 1000						
Arm Cushion [Image ⑥]	540 × 420						



Motomi Kawakami / Japan

Outline

Designed by Motomi Kawakami is a modular sofa expressing the Japanese culture. The technical feature is three way miter joints to make the sturdy frame. The cushion is made of feather and urethane foam for maximum comfort. QUODO is available in Japanese ash or walnut.

Wood coating

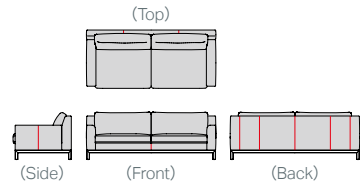
Japanese Ash NF/WNF/MBR/DBR/GY/DGY/BL
Walnut CW/DBR

Leather stitching

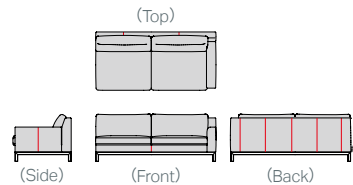
Stitch 

Leather stitching is applied to the following:

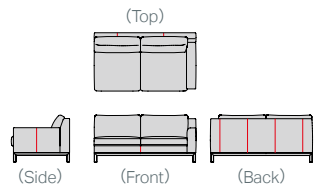
• Sofa 210



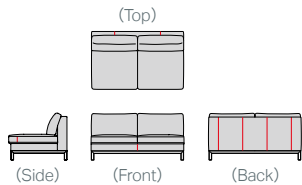
• One Arm 195 L (R)
[The drawing for L]



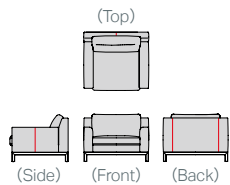
• One Arm 165 L (R)
[The drawing for L]



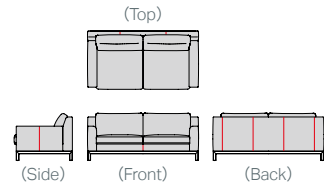
• Armless 150



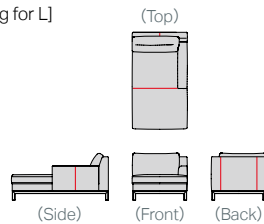
• Armchair



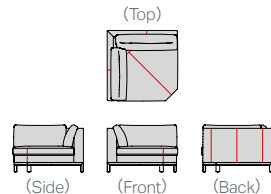
• Sofa 180



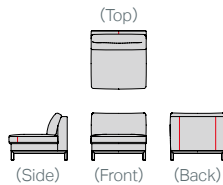
• Long Seat 157 L (R)
[The drawing for L]



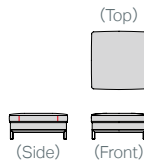
• Corner Sofa L (R)
[The drawing for R]



• Armless 90
• Armless 75
[The drawing for Armless 90]



• Stool90
• Stool75
[The drawing for Stool90]



① Japanese Ash NF Bentley GY/F5



② Japanese Ash DGY MG-LGY/L3



③ Japanese Ash MBR Bentley BR/F5



Item List		*L has the armrest on its left (vice versa).						
		F1	F2	F3	F4/CL1	F5/L2	L3	L4
Sofa 210 [Image ①]	Japanese Ash							
	Walnut							
*Accessory: height adjusters Leather stitching *Feather is partially included in seat cushions.								
Sofa 180	Japanese Ash							
	Walnut							
*Accessory: height adjusters Leather stitching *Feather is partially included in seat cushions.								
Seat Option for Sofa 180		*There is an option of changing the separated seating cushions to a single-piece seating cushion. Leather stitching						
One Arm 195 L (R) [Image ② : L]	Japanese Ash							
	Walnut							
*Accessory: height adjusters Leather stitching *Feather is partially included in seat cushions.								
One Arm 165 L (R)	Japanese Ash							
	Walnut							
*Accessory: height adjusters Leather stitching *Feather is partially included in seat cushions.								
Seat Option for One Arm 165 L (R)		*There is an option of changing the separated seating cushions to a single-piece seating cushion. Leather stitching						
Long Seat157 L (R) [Image ③ : R]	Japanese Ash							
	Walnut							
*Accessory: height adjusters Leather stitching *Feather is partially included in seat cushions.								

Motomi Kawakami / Japan



④ Japanese Ash DGY MG-LGY/L3



⑤ Japanese Ash DGY MG-GBE/L3



⑥ Japanese Ash GY MG-KGY/L3



⑦ Japanese Ash DGY MG-GBE/L3



⑧ Japanese Ash NF MG-BL/L3



⑨ Japanese Ash MBR Bentley BR/F5



⑩ Japanese Ash DGY Bentley BR/F5




⑪ MG-GBE/L3

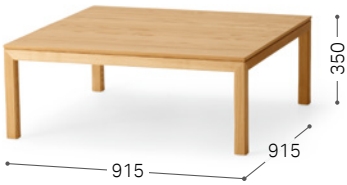
Item List		*L has the armrest on its left (vice versa).							
		F1	F2	F3	F4 / CL1	F5 / L2	L3	L4	
Corner Sofa L (R) [Image ④ : R] *Accessory: height adjusters Leather stitching *Feather is partially included in seat cushions.	Japanese Ash								
	Walnut								
Armless150 [Image ⑤] *Accessory: height adjusters Leather stitching *Feather is partially included in seat cushions.	Japanese Ash								
	Walnut								
Seat Option for Armless 150		*There is an option of changing the separated seating cushions to a single-piece seating cushion. Leather stitching							
Armless90 [Image ⑥] *Accessory: height adjusters Leather stitching *Feather is partially included in seat cushions.	Japanese Ash								
	Walnut								
Armless75 [Image ⑦] *Accessory: height adjusters Leather stitching *Feather is partially included in seat cushions.	Japanese Ash								
	Walnut								

Item List		F1	F2	F3	F4 / CL1	F5 / L2	L3	L4
Armchair [Image ⑧] w: 1060 d: 950 h: 770 sh: 420 ah: 560 *Accessory: height adjusters Leather stitching *Feather is partially included in seat cushions.	Japanese Ash							
	Walnut							
Stool90 [Image ⑨] w: 900 d: 950 h: 420 *Accessory: height adjusters Leather stitching *Feather is partially included in seat cushions.	Japanese Ash							
	Walnut							
Stool75 [Image ⑩] w: 750 d: 630 h: 420 *Accessory: height adjusters Leather stitching *Feather is partially included in seat cushions.	Japanese Ash							
	Walnut							
Headrest [Image ⑪] w: 640 d: 190 h: 800 Height including the headrest: 1020								





⑫ Walnut CW



⑬ Japanese Ash NF



⑭ Japanese Ash DGY

Item List		*Top board: random-match
Table 110 × 55 [Image ⑫]	w: 1100 d: 550 h: 350	<div>Japanese Ash</div>
		<div>Walnut</div>
	*Accessory: height adjusters	
Table 91 × 91 [Image ⑬]	w: 915 d: 915 h: 350	<div>Japanese Ash</div>
		<div>Walnut</div>
	*Accessory: height adjusters	
Table 91 × 40 [Image ⑭]	w: 915 d: 400 h: 350	<div>Japanese Ash</div>
		<div>Walnut</div>
	*Accessory: height adjusters	



Outline

Japan Creative was founded in 2011 to deliver “a new value of Japanese craftsmanship” to the world by developing products through cooperation of Japanese manufacturers and both local and overseas creators. In their 23rd project with a theme of woodworking, CondeHouse collaborated with Raw-Edges, which resulted in a new proposal of stools and tables at the Milan Design Week - The Crust collection

Wood coating	Make-it-lower
Japanese Oak WNF/WNFMBR/WNFDDBR/WNFGY/WNFDGY/WNFBLL *Wood and finish are indicated as follows: wood + top board finish + casing leg finish	Stool: 10mm 20mm 30mm 40mm High Stool: up to 150 mm in 10 mm increments
<div><div>WNF</div><div>+</div><div><div>WNF</div><div>MBR</div><div>DBR</div><div>GY</div><div>DGY</div><div>BL</div></div></div>	



① Japanese Oak WNFGY



② Japanese Oak WNFBLL



③ Japanese Oak WNFDGY

Item List		*Top board: random-match
Stool [Image ①]	w: 410 d: 410 h: 475 sh: 450 wt: 4.5 *Solid wood seat	<div>Japanese Oak</div>
High Stool [Image ②]	w: 410 d: 410 h: 675 sh: 650 wt: 5.0 *Solid wood seat	<div>Japanese Oak</div>
Table 80 × 42 [Image ③]	w: 800 d: 420 h: 370 天板 h: 350 *Solid wood top	<div>Japanese Oak</div>





Outline

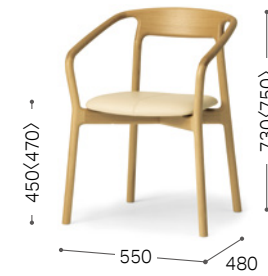
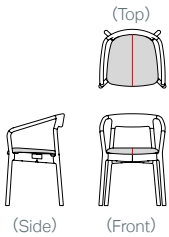
With its seamless organic form connecting the backrest, armrests, front legs, and base, this chair delivers compact luxury even in limited spaces such as urban apartments. Winner of the grand prize at the 2017 International Furniture Design Asahikawa (IFDA) competition for its "evolutionary and fresh" design, KORENTO chairs are crafted from Hokkaido oak and are available as both armchairs and side chairs.

Wood coating	Make-it-lower
Japanese Oak NF / WNF / MBR / DBR / GY / DGY / BL	Chair : 10mm 20mm 30mm 40mm

Leather stitching	Stitch 
-------------------	--

You can make it no-stitching with Additional charge. Leather stitching is applied to the following:

- Armchair (Upholstered Seat)
Armchair H (Upholstered Seat)
 - Side Chair (Upholstered Seat)
Side Chair H (Upholstered Seat)
- [The drawing for Armchair (Upholstered Seat)]
Additional charge



① Japanese Oak NF RK-NL / L2



② Japanese Oak NF



③ Japanese Oak NF MapleDBG / F3



④ Japanese Oak NF










Item List		*The figures in the angle brackets express the height of H type.							
		F1	F2	F3	F4 / CL1	F5 / L2	L3	L4	
Armchair (Upholstered Seat) Armchair H (Upholstered Seat) [Image ①]	w: 550 d: 480 h: 730<750> sh: 450<470> ah: 615-715<635-735> wt: 5.5	Japanese Oak							
									Leather stitching
Armchair (Wooden Seat) Armchair H (Wooden Seat) [Image ②]	w: 550 d: 480 h: 730<750> sh: 430<450> ah: 615-715<635-735> wt: 5.5	Japanese Oak							
Side Chair (Upholstered Seat) Side Chair H (Upholstered Seat) [Image ③]	w: 460 d: 465 h: 730<750> sh: 450<470> wt: 5.0	Japanese Oak							
									Leather stitching
Side Chair (Wooden Seat) Side Chair H (Wooden Seat) [Image ④]	w: 460 d: 465 h: 730<750> sh: 430<450> wt: 5.0	Japanese Oak							



Outline

KOTAN, a series of furniture developed for better sustainability and longevity. The chair might look simple but is very complicated in structure. Designer Naoto Fukasawa put in hours of work to make it comfortable, light, and durable at the same time. The series has tables with a wide variety in height, size, and material. Available in Japanese Ash and perfect for residences, stores, and office spaces.


Wood coating	Make-it-lower
Japanese Ash NF / WNF / MBR / DBR / GY / DGY / BL	Chair, Stool : 10mm 20mm 30mm 40mm High Chair, High Stool : up to 150 mm in 10 mm increments Oval Table, Table : 10mm 20mm 30mm

Table Base Colors	Linoleum Colors
The table base is made of steel with a powder-coated finish.	Linoleum, made primarily from natural materials like linseed oil, is an environmentally friendly material that offers antiviral, antibacterial and deodorizing properties, making it safe for both humans and the planet.
 M-GY	 4176
 S-GY	 4175
 S-BL	 4154
	 4179
	 4174
	 4023

Leather stitching	Stitch 
-------------------	--

You can make it no-stitching with Additional charge. Leather stitching is applied to the following:

- Chair (Upholstered Seat)
Chair H (Upholstered Seat)
 - Stool (Upholstered Seat)
Stool H (Upholstered Seat)
 - High Chair (Upholstered Seat)
High Chair H (Upholstered Seat)
 - High Stool (Upholstered Seat)
High Stool H (Upholstered Seat)
- [The drawing for Chair (Upholstered Seat)]



Additional charge



Stackable up to 6

KOTAN

Naoto Fukasawa with Hiroyuki Tsuchida / Japan

https://www.condehouseglobal.com/products/series/detail.php?series_id=116



① Japanese Ash WNF KP-DBR/L3



② Japanese Ash MBR



③ Japanese Ash GY (4023)



⑦ Japanese white birch laminated veneer lumber DGY



④ Japanese Ash BL BQ-BL/L3



⑤ Japanese Ash BL



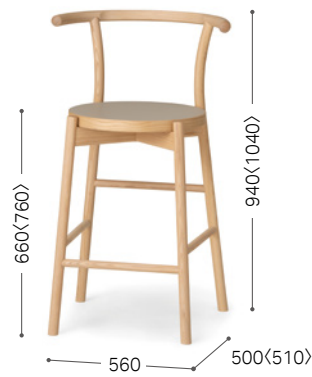
⑥ Japanese Ash WNF (4175)



⑧ Japanese Ash BL BQ-BL/L3 Optional Footstep



⑨ Japanese Ash WNF



⑩ Japanese Ash WNF (4175)



⑪ Japanese Ash WNF MG-LGY/L3



⑫ Japanese Ash WNF



⑬ Japanese Ash BL (4176) Optional Footstep



⑭ Optional Footstep

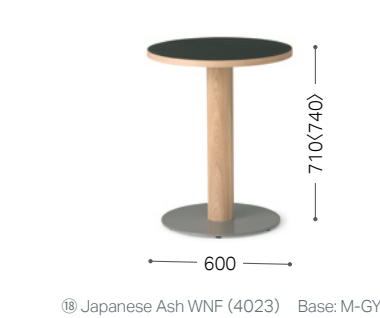
Item List		*T h e figures in the angle brackets express the height of H type.							
		F1	F2	F3	F4 / CL1	F5 / L2	L3	L4	
Chair (Upholstered Seat) Chair H (Upholstered Seat) [Image ①]	w: 560 d: 495 h: 700 (720) sh: 440 (460) wt: 4.5	Japanese Ash							
		*Stackable up to 6 Leather stitching							
Chair (Wooden Seat) Chair H (Wooden Seat) [Image ②]	w: 560 d: 495 h: 700 (720) sh: 420 (440) wt: 4.5						Japanese Ash		
Chair (Linoleum) Chair H (Linoleum) [Image ③]	w: 560 d: 495 h: 700 (720) sh: 420 (440) wt: 4.5						Japanese Ash		
Stool (Upholstered Seat) Stool H (Upholstered Seat) [Image ④]	w: 425 d: 425 h: 440 (460) wt: 3.5	Japanese Ash							
		*Stackable up to 6 Leather stitching							
Stool (Wooden Seat) Stool H (Wooden Seat) [Image ⑤]	w: 420 d: 420 h: 420 (440) wt: 3.5						Japanese Ash		
Stool (Linoleum) Stool H (Linoleum) [Image ⑥]	w: 420 d: 420 h: 420 (440) wt: 3.5						Japanese Ash		
Dolly [Image ⑦]	w: 625 d: 625 h: 115	*The carrier of kotan (chairs and stools) stackable up to 6 in all				Japanese white birch laminated veneer lumber NF/DGY			

Item List		*T h e figures in the angle brackets express the height of H type.							
		F1	F2	F3	F4 / CL1	F5 / L2	L3	L4	
High Chair (Upholstered Seat) High Chair H (Upholstered Seat) [Image ⑧ : H]	w: 560 d: 500 (510) h: 940 (1040) sh: 680 (780) wt: 6.0	Japanese Ash							
		Leather stitching							
High Chair (Wooden Seat) High Chair H (Wooden Seat) [Image ⑨]	w: 560 d: 500 (510) h: 940 (1040) sh: 660 (760) wt: 6.0						Japanese Ash		
High Chair (Linoleum) High Chair H (Linoleum) [Image ⑩]	w: 560 d: 500 (510) h: 940 (1040) sh: 660 (760) wt: 6.0						Japanese Ash		
High Stool (Upholstered Seat) High Stool H (Upholstered Seat) [Image ⑪]	w: 440 (455) d: 440 (455) h: 680 (780) wt: 5.0	Japanese Ash							
		Leather stitching							
High Stool (Wooden Seat) High Stool H (Wooden Seat) [Image ⑫]	w: 440 (455) d: 440 (455) h: 660 (760) wt: 5.0						Japanese Ash		
High Stool (Linoleum) High Stool H (Linoleum) [Image ⑬ : H]	w: 440 (455) d: 440 (455) h: 660 (760) wt: 5.0						Japanese Ash		
Optional Footstep [Image ⑭]		*Hairline finished stainless steel							

KOTAN

Naoto Fukasawa with Hiroyuki Tsuchida / Japan

https://www.condehouseglobal.com/products/series/detail.php?series_id=116



Item List	*T h e figures in the angle brackets express the height of H type. *Wooden top board: random-match	
Round Table 120 Round Table 120 H [Image ⑮]	dia: 1200 h: 710 <740> h1: 680 <710>	<div>Japanese Ash</div>
*Accessory: height adjusters Three colors available for the base part		
Round Table 120 (Linole u m) Round Table 120 H (Linole u m)	dia: 1200 h: 710 <740> h1: 680 <710>	<div>Japanese Ash</div>
*Accessory: height adjusters *The linoleum top board is available in 6 colors. Three colors available for the base part		
Round Table 110 Round Table 110 H	dia: 1100 h: 710 <740> h1: 680 <710>	<div>Japanese Ash</div>
*Accessory: height adjusters Three colors available for the base part		
Round Table 110 (Linole u m) Round Table 110 H (Linole u m)	dia: 1100 h: 710 <740> h1: 680 <710>	<div>Japanese Ash</div>
*Accessory: height adjusters *The linoleum top board is available in 6 colors. Three colors available for the base part		
Round Table 100 Round Table 100 H	dia: 1000 h: 710 <740> h1: 680 <710>	<div>Japanese Ash</div>
*Accessory: height adjusters Three colors available for the base part		
Round Table 100 (Linole u m) Round Table 100 H (Linole u m)	dia: 1000 h: 710 <740> h1: 680 <710>	<div>Japanese Ash</div>
*Accessory: height adjusters *The linoleum top board is available in 6 colors. Three colors available for the base part		
Round Table 90 Round Table 90 H [Image ⑯]	dia: 900 h: 710 <740> h1: 680 <710>	<div>Japanese Ash</div>
*Accessory: height adjusters Three colors available for the base part		
Round Table 90 (Linole u m) Round Table 90 H (Linole u m)	dia: 900 h: 710 <740> h1: 680 <710>	<div>Japanese Ash</div>
*Accessory: height adjusters *The linoleum top board is available in 6 colors. Three colors available for the base part		

Item List	*T h e figures in the angle brackets express the height of H type. *Wooden top board: random-match	
Round Table 80 Round Table 80 H	dia: 800 h: 710 <740> h1: 680 <710>	<div>Japanese Ash</div>
*Accessory: height adjusters Three colors available for the base part		
Round Table 80 (Linole u m) Round Table 80 H (Linole u m) [Image ⑰]	dia: 800 h: 710 <740> h1: 680 <710>	<div>Japanese Ash</div>
*Accessory: height adjusters *The linoleum top board is available in 6 colors. Three colors available for the base part		
Round Table 70 Round Table 70 H	dia: 700 h: 710 <740> h1: 680 <710>	<div>Japanese Ash</div>
*Accessory: height adjusters Three colors available for the base part		
Round Table 70 (Linole u m) Round Table 70 H (Linole u m)	dia: 700 h: 710 <740> h1: 680 <710>	<div>Japanese Ash</div>
*Accessory: height adjusters *The linoleum top board is available in 6 colors. Three colors available for the base part		
Round Table 60 Round Table 60 H	dia: 600 h: 710 <740> h1: 680 <710>	<div>Japanese Ash</div>
*Accessory: height adjusters Three colors available for the base part		
Round Table 60 (Linole u m) Round Table 60 H (Linole u m) [Image ⑱]	dia: 600 h: 710 <740> h1: 680 <710>	<div>Japanese Ash</div>
*Accessory: height adjusters *The linoleum top board is available in 6 colors. Three colors available for the base part		
Round Table 50 Round Table 50 H	dia: 500 h: 710 <740> h1: 680 <710>	<div>Japanese Ash</div>
*Accessory: height adjusters Three colors available for the base part		
Round Table 50 (Linole u m) Round Table 50 H (Linole u m)	dia: 500 h: 710 <740> h1: 680 <710>	<div>Japanese Ash</div>
*Accessory: height adjusters *The linoleum top board is available in 6 colors. Three colors available for the base part		



Item List	*T h e figures in the angle brackets express the height of H type. *Wooden top board: random-match	
Oval Table 240 × 90 Oval Table 240 × 90 H	w: 2400 d: 900 h: 710〈740〉 h2: 610〈640〉 wbl: 1645	Japanese Ash
	*Accessory: height adjusters	
Oval Table 240 × 90 (Linole u m) Oval Table 240 × 90 H (Linole u m)	w: 2400 d: 900 h: 710〈740〉 h2: 610〈640〉 wbl: 1645	Japanese Ash
	*Accessory: height adjusters *The linoleum top board is available in 6 colors.	
Oval Table 220 × 90 Oval Table 220 × 90 H	w: 2200 d: 900 h: 710〈740〉 h2: 610〈640〉 wbl: 1365	Japanese Ash
	*Accessory: height adjusters	
Oval Table 220 × 90 (Linole u m) Oval Table 220 × 90 H (Linole u m) [Image ⑱]	w: 2200 d: 900 h: 710〈740〉 h2: 610〈640〉 wbl: 1365	Japanese Ash
	*Accessory: height adjusters *The linoleum top board is available in 6 colors.	
Oval Table 200 × 90 Oval Table 200 × 90 H [Image ⑳]	w: 2000 d: 900 h: 710〈740〉 h2: 610〈640〉 wbl: 1265	Japanese Ash
	*Accessory: height adjusters	
Oval Table 200 × 90 (Linole u m) Oval Table 200 × 90 H (Linole u m)	w: 2000 d: 900 h: 710〈740〉 h2: 610〈640〉 wbl: 1265	Japanese Ash
	*Accessory: height adjusters *The linoleum top board is available in 6 colors.	
Oval Table 180 × 90 Oval Table 180 × 90 H	w: 1800 d: 900 h: 710〈740〉 h2: 610〈640〉 wbl: 1165	Japanese Ash
	*Accessory: height adjusters	
Oval Table 180 × 90 (Linole u m) Oval Table 180 × 90 H (Linole u m)	w: 1800 d: 900 h: 710〈740〉 h2: 610〈640〉 wbl: 1165	Japanese Ash
	*Accessory: height adjusters *The linoleum top board is available in 6 colors.	
Oval Table 160 × 90 Oval Table 160 × 90 H	w: 1600 d: 900 h: 710〈740〉 h2: 610〈640〉 wbl: 1065	Japanese Ash
	*Accessory: height adjusters	
Oval Table 160 × 90 (Linole u m) Oval Table 160 × 90 H (Linole u m)	w: 1600 d: 900 h: 710〈740〉 h2: 610〈640〉 wbl: 1065	Japanese Ash
	*Accessory: height adjusters *The linoleum top board is available in 6 colors.	



Item List	*T h e figures in the angle brackets express the height of H type. *Wooden top board: random-match	
Table 240 × 90 Table 240 × 90 H	w: 2400 d: 900 h: 710〈740〉 h2: 610〈640〉 wbl: 1845	Japanese Ash
	*Accessory: height adjusters	
Table 240 × 90 (Linole u m) Table 240 × 90 H (Linole u m)	w: 2400 d: 900 h: 710〈740〉 h2: 610〈640〉 wbl: 1845	Japanese Ash
	*Accessory: height adjusters *The linoleum top board is available in 6 colors.	
Table 220 × 90 Table 220 × 90 H	w: 2200 d: 900 h: 710〈740〉 h2: 610〈640〉 wbl: 1645	Japanese Ash
	*Accessory: height adjusters	
Table 220 × 90 (Linole u m) Table 220 × 90 H (Linole u m) [Image ㉑]	w: 2200 d: 900 h: 710〈740〉 h2: 610〈640〉 wbl: 1645	Japanese Ash
	*Accessory: height adjusters *The linoleum top board is available in 6 colors.	
Table 200 × 90 Table 200 × 90 H	w: 2000 d: 900 h: 710〈740〉 h2: 610〈640〉 wbl: 1445	Japanese Ash
	*Accessory: height adjusters	
Table 200 × 90 (Linole u m) Table 200 × 90 H (Linole u m)	w: 2000 d: 900 h: 710〈740〉 h2: 610〈640〉 wbl: 1445	Japanese Ash
	*Accessory: height adjusters *The linoleum top board is available in 6 colors.	
Table 180 × 90 Table 180 × 90 H	w: 1800 d: 900 h: 710〈740〉 h2: 610〈640〉 wbl: 1245	Japanese Ash
	*Accessory: height adjusters	
Table 180 × 90 (Linole u m) Table 180 × 90 H (Linole u m)	w: 1800 d: 900 h: 710〈740〉 h2: 610〈640〉 wbl: 1245	Japanese Ash
	*Accessory: height adjusters *The linoleum top board is available in 6 colors.	
Table 160 × 90 Table 160 × 90 H [Image ㉒]	w: 1600 d: 900 h: 710〈740〉 h2: 610〈640〉 wbl: 1115	Japanese Ash
	*Accessory: height adjusters	
Table 160 × 90 (Linole u m) Table 160 × 90 H (Linole u m)	w: 1600 d: 900 h: 710〈740〉 h2: 610〈640〉 wbl: 1115	Japanese Ash
	*Accessory: height adjusters *The linoleum top board is available in 6 colors.	


KOTAN

Naoto Fukasawa with Hiroyuki Tsuchida / Japan

https://www.condehouseglobal.com/products/series/detail.php?series_id=116



㉓ Japanese Ash BL Base: S-BL



㉔ Japanese Ash WNF (4176) Base: M-GY



㉕ Japanese Ash WNF Base: M-GY



㉖ Japanese Ash WNF Base: M-GY



㉗ Japanese Ash WNF (4175) Base: M-GY

Item List	*T h e figures in the angle brackets express the height of H type. *Wooden top board: random-match	
Round High Table 60 Round High Table 60 H [Image ㉓ : H]	dia: 600 h: 1000 <1100> h1: 970 <1070>	<div>Japanese Ash</div>
*Accessory: height adjusters Three colors available for the base part		
Round High Table 60 (Linole u m) Round High Table 60 H (Linole u m) [Image ㉔ : H]	dia: 600 h: 1000 <1100> h1: 970 <1070>	<div>Japanese Ash</div>
*Accessory: height adjusters *The linoleum top board is available in 6 colors. Three colors available for the base part		
Round Low Table 90 [Image ㉕]	dia: 900 h: 380	<div>Japanese Ash</div>
*Accessory: height adjusters Three colors available for the base part		
Round Low Table 90 (Linole u m)	dia: 900 h: 380	<div>Japanese Ash</div>
*Accessory: height adjusters *The linoleum top board is available in 6 colors. Three colors available for the base part		
Round Low Table 60 [Image ㉖]	dia: 600 h: 540	<div>Japanese Ash</div>
*Accessory: height adjusters Three colors available for the base part		
Round Low Table 60 (Linole u m)	dia: 600 h: 540	<div>Japanese Ash</div>
*Accessory: height adjusters *The linoleum top board is available in 6 colors. Three colors available for the base part		
Round Low Table 50	dia: 500 h: 480	<div>Japanese Ash</div>
*Accessory: height adjusters Three colors available for the base part		
Round Low Table 50 (Linole u m) [Image ㉗]	dia: 500 h: 480	<div>Japanese Ash</div>
*Accessory: height adjusters *The linoleum top board is available in 6 colors. Three colors available for the base part		

GOLFER

Golfer Salon (N)

50

https://www.condehouseglobal.com/products/series/detail.php?series_id=29

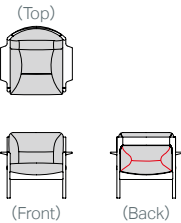


Minoru Nagahara (1935-2015) / Japan

Outline		
The Golfer Salon armchair is a fusion of traditional Japanese craft skills and modern style design. The arms of the chair are slightly wide-spreading to provide extra comfort. Available in Japanese oak.		
Wood coating	Fabric and leather	Make-it-lower
Japanese Oak NF / WNF / MBR / DBR / GY / DGY / BL	F5 Camila	Chair : <div>10mm</div> <div>20mm</div> <div>30mm</div> <div>40mm</div>
Leather stitching	<div>Stitch</div> <div></div>	






Leather stitching is applied to the following:

• Armchair



Japanese Oak NF MG-CGY/L3

Item List								
	F1	F2	F3	F4 / CL1	F5 / L2	L3	L4	
Armchair <div>M</div>	w: 820 d: 780 h: 750 sh: 400 ah: 525							
	Japanese Oak							
Limit in fabric / leather Leather stitching								

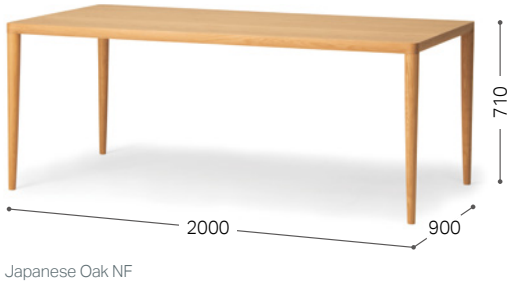
Outline		
SAN stands for 3 in Japanese. Designer Michael Schneider sketched the chair with 3 lines; hence it was named SAN. A chair designed with an upholstered seat and back provides comfort for long hour sitting. Available in Japanese Birch, stitching on the surface of leather upholstery.		
Wood coating	Fabric and leather	Make-it-lower
Japanese BirchNF/WNF/MBR/DBR/GY/DGY/BL	F5 Camila	Chair : 10mm 20mm 30mm 40mm
Leather stitching		Japanese Birch
You can make it no-stitching with Additional charge. Leataher stitching is applied to the following:		Japanese Birch is a tree locally grown in Hokkaido. The heartwood is red; the sapwood is white. Here at CondeHouse, we use both heartwood and sapwood. Consequently, their mixed natural colors make our furniture look unique.
<div>• Chair (Upholstered Seat) Chair H (Upholstered Seat) [The drawing for Chair (Upholstered Seat)]</div> <div><div>Additional charge</div><div></div><div>(Side) (Front) (Back)</div></div>		<div></div>



Item List		*T h e figures in the angle brackets express the height of H type.							
		F1	F2	F3	F4 / CL1	F5 / L2	L3	L4	
Chair (Upholstered Seat) Chair H (Upholstered Seat)	w: 515 d: 550 h: 730<750> sh: 450<470> ah: 610-675<630-695> wt: 5.0	Japanese Birch							
		Limit in fabric / leather Leather stitching							



Outline			
Can you design a table that is simple and fits well with any place? Based on such a request from the contract market, our product development team created the CL table. It is simple, but our craftsmanship is shown in every detail: beautiful grain characters on the top board and smooth joint parts of the table top and the legs. The joints are angled outward at one degree, but the outline of the joint is right-angled by tapering the legs at the same angle, so that the tables can be put together without a gap. We are confident it will create a premium feeling space in any public facilities.			
Wood coating	Make-it-lower	Basic specification	Height
Japanese Elm NF/WNF/MBR/DBR/GY/DGY/BL Japanese Ash NF/WNF/MBR/DBR/GY/DGY/BL Japanese Cherry NF/WNF/MBR/DBR/GY/DGY/BL Japanese Oak NF/WNF/MBR/DBR/GY/DGY/BL Walnut CW/DBR	Table : 10mm 20mm 30mm	*Accessory: height adjusters	Table L 400 Table LD 680 Table D 710 Table H 740



CL TABLE

https://www.condehouseglobal.com/products/series/detail.php?series_id=124



Item List	*The four figures separated by slashes (from left to right) for h and h1 are the heights of L, LD, D, and H type tables, respectively. *Top board: random-match
-----------	---

Table L / Table LD /Table D/Table H

w:		1400	1500	1600	1700	1800	1900	2000	2100
d: 700	Japanese Elm								
	Japanese Ash								
	Japanese Cherry								
	Japanese Oak								
d: 750	Walnut								
	Japanese Elm								
	Japanese Ash								
	Japanese Cherry								
d: 800	Japanese Oak								
	Walnut								
	Japanese Elm								
	Japanese Ash								
d: 850	Japanese Cherry								
	Japanese Oak								
	Walnut								
	Japanese Elm								
d: 900	Japanese Ash								
	Japanese Cherry								
	Japanese Oak								
	Walnut								
d: 950	Japanese Elm								
	Japanese Ash								
	Japanese Cherry								
	Japanese Oak								
h: 400/680/710/740 h1: 355/635/665/695									
wbl:		1280	1380	1480	1580	1680	1780	1880	1980

Item List	*The four figures separated by slashes (from left to right) for h and h1 are the heights of L, LD, D, and H type tables, respectively. *Top board: random-match
-----------	---

Table L / Table LD /Table D/Table H

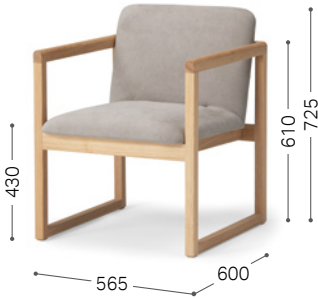
w:		1100	1200	1300	1400
d: 550	Japanese Elm				
	Japanese Ash				
	Japanese Cherry				
	Japanese Oak				
d: 600	Walnut				
	Japanese Elm				
	Japanese Ash				
	Japanese Cherry				
d: 650	Japanese Oak				
	Walnut				
	Japanese Elm				
	Japanese Ash				
d: 700	Japanese Cherry				
	Japanese Oak				
	Walnut				
	Japanese Elm				
h: 400/680/710/740 h1: 355/635/665/695					
wbl:		980	1080	1180	1280
w: 800 d: 800	Japanese Elm				
	Japanese Ash				
	Japanese Cherry				
	Japanese Oak				
w: 900 d: 900	Walnut				
	Japanese Elm				
	Japanese Ash				
	Japanese Cherry				
w: 1000 d: 1000	Japanese Oak				
	Walnut				
	Japanese Elm				
	Japanese Ash				
w: 1100 d: 1100	Japanese Cherry				
	Japanese Oak				
	Walnut				
	Japanese Elm				
h: 400/680/710/740 h1: 355/635/665/695 wbl: 680					
h: 400/680/710/740 h1: 355/635/665/695 wbl: 780					
h: 400/680/710/740 h1: 355/635/665/695 wbl: 880					
h: 400/680/710/740 h1: 355/635/665/695 wbl: 980					



Outline

A Japanese-inspired furniture series with a calm atmosphere that fits in any interior. Designer Hiroshi Yoneya combines the traditional Japanese cushion and furniture to maximize its comfort level. It will provide another type of comfort that sofas do, recommended for long hour sitting areas like a reception room or hotel lobby.

Wood coating	Fabric and leather	Leather stitching
Japanese Ash NF / WNF / MBR / DBR / GY / DGY / BL	F5 Camila CL1 MR L2 RK	Leather stitching is applied to the following: <div><div>Stitch</div><div><div>• Armchair</div><div>• Armless Chair</div><div>[The drawing for Armchair]</div></div><div><div>(Top)</div><div></div><div><div>(Side)</div><div>(Front)</div><div>(Back)</div></div></div></div>



① Japanese Ash NF Ultrasuede LGY / F3



② Japanese Ash NF Ultrasuede LGY / F3



③ Japanese Ash NF Tonica DGY / F4



④ Japanese Ash NF Tonica DGY / F4



⑤ Japanese Ash NF Tonica DGY / F4

Item List


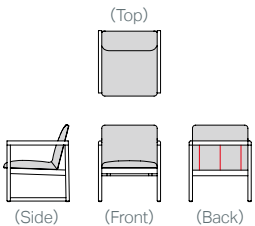
		F1	F2	F3	F4	F5	L3	L4
Armchair [Image ①]	w: 565 d: 600 h: 725 sh: 430 ah: 610 wt: 10.5	Japanese Ash						
		Limit in fabric / leather	Leather stitching					
Side Chair [Image ②]	w: 500 d: 600 h: 725 sh: 430 wt: 9.0	Japanese Ash						
		Limit in fabric / leather	Leather stitching					
High Armchair [Image ③]	w: 510 d: 570 h: 1050 sh: 745 ah: 930 wt: 11.5	Japanese Ash						
		Limit in fabric / leather	Leather stitching					
High Chair [Image ④]	w: 460 d: 570 h: 1050 sh: 745 wt: 10.0	Japanese Ash						
		Limit in fabric / leather	Leather stitching					
High Stool [Image ⑤]	w: 460 d: 460 h: 745 wt: 7.0	Japanese Ash						
		Limit in fabric / leather						





Outline

A Japanese-inspired furniture series with a calm atmosphere that fits in any interior. Designer Hiroshi Yoneya combines the traditional Japanese cushion and furniture to maximize its comfort level. It will provide another type of comfort that sofas do, recommended for long hour sitting areas like a reception room or hotel lobby.

Wood coating	Fabric and leather	Leather stitching <div>Stitch</div>
Japanese Ash NF / WNF / MBR / DBR / GY / DGY / BL	Fabric / leather unavailable for Chair and Stool F5 Camila CL1 MR L2 RK	Leather stitching is applied to the following: <ul style="list-style-type: none">• Armchair• Armless Chair [The drawing for Armchair] <div><div>(Side) (Front) (Back)</div></div>





Item List		*Top board: random-match							
		F1	F2	F3	F4	F5	L3	L4	
Armchair [Image ①]	w: 595 d: 630 h: 750 sh: 405 ah: 580	Japanese Ash							
		Limit in fabric / leather		Leather stitching					
ArmlessChair [Image ②]	w: 540 d: 630 h: 750 sh: 405	Japanese Ash							
		Limit in fabric / leather		Leather stitching					
Stool [Image ③]	w: 540 d: 455 h: 395	Japanese Ash							
		Limit in fabric / leather							
		F1	F2	F3	F4 / CL1	F5 / L2	L3	L4	
Cushion 50 × 30 [Image ④]	500 × 300								
		*Microfiber cushion							
Side Table 52 × 52 [Image ⑤]	w: 520 d: 520 h: 355	Japanese Ash							



Outline

Designed by Maly Hoffman Kahleyss in 2012. Sled is one of a kind table that is made of solid wood slabs combined with a stainless steel base, which is the origin of the name: it looks like a sled. It is available in walnut or Japanese oak; the legs available in hairline finished stainless steel and other three colored-steel. A versatile solid wood table that fits in any situation.

Wood coating	Basic specification	
Japanese Sen NF / WNF / MBR / DBR / GY / DGY / BL / OFN Japanese Elm NF / WNF / MBR / DBR / GY / DGY / BL / OFN Japanese Oak NF / WNF / MBR / DBR / GY / DGY / BL / OFN Walnut CW / DBR / OFN	*Solid wood top *Accessory: height adjusters	
Table leg		Table leg positions
The legs are made of steel with a powder-coated finish. <div><div>M-GY S-GY S-BL</div></div>		The table leg positions are changeable (inside or outside). <div><div>(outside) (inside)</div></div>



③ Three-piece type for the top board of 2000–2400

Item List		*T h e figures in the angle brackets express the height of H type.	
Cable Tray	Four-piece type for the top board of 1900–2700	w: 1240 d: 110 h: 115	
	Three-piece type for the top board of 1600–1800	w: 930 d: 110 h: 115	
	Two-piece type for the top board of 1500	w: 620 d: 110 h: 115	
h2 including the cable tray: 565 (595)		An optional set of hole-processing on the top board and a cable tray and cover (made of solid wood) *The tray cover is made of the same wood; finished in the same color as the top board.	

SLED | Sled Dining

Maly Hoffmann Kahleyss / Germany

https://www.condehouseglobal.com/products/series/detail.php?series_id=62



Item List		*T h e figures in the angle brackets express the height of H type. *Top board: random-match						
Solid Wood Table (S) / Solid Wood Table (S) H		*Leg: hairline finished stainless steel						
w:		1500		1600		1700		1800 1900 2000 2100
d: 850	Japanese Sen: Japanese Elm:							
	Japanese Oak:							
	Walnut							
d: 900	Japanese Sen: Japanese Elm:							
	Japanese Oak:							
	Walnut							
d: 950	Japanese Sen: Japanese Elm:							
	Japanese Oak:							
	Walnut							
d: 1000	Japanese Sen: Japanese Elm:							
	Japanese Oak:							
	Walnut							
d: 1100	Japanese Sen: Japanese Elm:							
	Japanese Oak:							
	Walnut							
d: 1200	Japanese Sen: Japanese Elm:							
	Japanese Oak:							
	Walnut							
h: 710<740> h2: 665<695>								
wbl: (inside/outside)		1055/1265		1105/1315		1415/1625		



Item List		*T h e figures in the angle brackets express the height of H type. *Top board: random-match					
Solid Wood Table (S) / Solid Wood Table (S) H		*Vertical joint is applied for tables longer than 2101 mm (except for walnut). See p.194 for more information on vertical joints. *Leg: hairline finished stainless steel					
w:		2200		2300		2400 2500 2600 2700	
d: 850	Japanese Sen: Japanese Elm:						
	Japanese Oak:						
	Walnut						
d: 900	Japanese Sen: Japanese Elm:						
	Japanese Oak:						
	Walnut						
d: 950	Japanese Sen: Japanese Elm:						
	Japanese Oak:						
	Walnut						
d: 1000	Japanese Sen: Japanese Elm:						
	Japanese Oak:						
	Walnut						
d: 1100	Japanese Sen: Japanese Elm:						
	Japanese Oak:						
	Walnut						
d: 1200	Japanese Sen: Japanese Elm:						
	Japanese Oak:						
	Walnut						
h: 710<740> h2: 665<695>							
wbl: (inside/outside)		1625/1835					



Outline

The Splinter collection is created by a Japanese designer company, nendo. Every piece of the dining chair looks to be splintered and connected to make one chair, which is the origin of the name, Splinter. This collection won the Good Design Award in Japan in 2014.

Wood coating	Fabric and leather	Make-it-lower
Japanese Oak NF / WNF / MBR / DBR / GY / DGY / BL / NWT	F5 Camila	Chair : 10mm 20mm 30mm 40mm



① Japanese Oak NWT Ultrasuede LGY/F3



② Japanese Oak NF



③ Japanese Oak NF RK-NL/L2


Item List		*T h e figures in the angle brackets express the height of H type.							
		F1	F2	F3	F4 / CL1	F5 / L2	L3	L4	
Armchair (Upholstered Seat) ArmchairH (Upholstered Seat) [Image ①]	w: 595 d: 530 h: 670 (690) sh: 435 (455) ah: 650 (670) wt: 5.0	Japanese Oak							
		Limit in fabric / leather							
Armchair (Wooden Seat) ArmchairH (Wooden Seat) [Image ②]	w: 595 d: 530 h: 670 (690) sh: 415 (435) ah: 650 (670) wt: 6.0	*Solid wood seat					Japanese Oak		
Armchair (Shell) ArmchairH (Shell) [Image ③]	w: 595 d: 580 h: 715 (735) sh: 435 (455) ah: 650 (670) wt: 6.0	Japanese Oak							
		Limit in fabric / leather							




Outline

The concept of splintering is what makes this collection unique. The pillar of the coat stand is splintered out to the three branches at the top to create hooks for clothes hanging. The artificially-created natural looking requires high level wood crafting techniques to be produced.

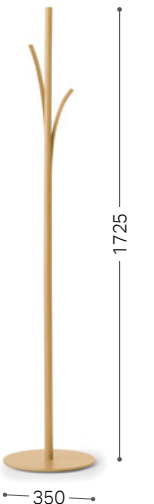
Wood coating
Japanese Oak NF / WNF / MBR / DBR / GY / DGY / BL / NWT



① Japanese Oak NF



② Japanese Oak NF



③ Japanese Oak NF



④ Japanese Oak MBR



⑤ Japanese Oak NF



⑥ Japanese Oak GY

Item List		
Mirror [Image ①]	w: 400 h: 1600 t: 35	Japanese Oak
Tray Mirror [Image ②]	w: 400 h: 1600 t: 105 *Tray size (w: 355 d: 100 h: 40)	Japanese Oak
Coat Stand [Image ③]	dia: 350 h: 1725	Japanese Oak
Side Table 45 [Image ④]	w: 450 d: 475 h: 300 *Solid wood top	Japanese Oak
Side Table 35 H [Image ⑤]	w: 450 d: 435 h: 550 *Solid wood top	Japanese Oak
Side Table 35 [Image ⑥]	w: 375 d: 390 h: 450 *Solid wood top	Japanese Oak

Outline	
As its name suggests, the "SPIN" chair features a unique twist in its design from the backrest to the legs. This lightweight stacking chair is a revival of a 1999 International Furniture Design Asahikawa (IFDA) entry, redesigned for improved comfort and durability. The seat options include an intricate latticework of polyester tape, a clean upholstered finish, or leather upholstery.	
Wood coating	Make-it-lower
Japanese Ash NF / WNF / MBR / DBR / GY / DGY / BL	Chair : 10mm 20mm 30mm 40mm
Tape Color Options:	Leather stitching
The tape is made from 83% recycled PET bottles, combining environmental friendliness with a soft, pleasant texture. The seat could be chosen from 4 colors. <div><div>BE</div><div>GN</div><div>GY</div><div>NV</div></div>	<div>Stitch <div></div></div> <div>Leather stitching is applied to the following:<div><div>• Stacking Chair (Upholstered Seat)</div><div>Stacking Chair H (Upholstered Seat)</div><div>[The drawing for Stacking ChairH (Upholstered Seat)]</div><div><div>(Top)</div><div>(Side)</div><div>(Front)</div><div>(Back)</div></div></div></div>



Item List		* T h e figures in the angle brackets express the height of H type.							
		F1	F2	F3	F4 / CL1	F5 / L2	L3	L4	
Stacking Chair (Upholstered Seat) Stacking ChairH (Upholstered Seat) [Image ①]	w: 480 d: 485 h: 765 <785> sh: 450 <470> wt: 4.5	Japanese Ash							
		*Stackable up to 4 Leather stitching							
Stacking Chair (Tape Upholstery) Stacking Chair H (Tape Upholstery) [Image ②]	w: 480 d: 485 h: 765 <785> sh: 445 <465> wt: 4.5	The seat is upholstered with tape, available in four colors. *Stackable up to 4							
		Japanese Ash							

Outline	
This chair was designed by Richard Schultz in 1984 for CondeHouse USA as one of the iconic items to build their presence in the states in their early days. With the news of his death as a start, we decided to reproduce it with more stability and strength by the latest technology. Due to the bending of the frame, it' s more comfortable than it looks. The design can show a strong presence like an art object and also blend into the scenery.	
Wood coating	Leg color
Japanese Oak NF / WNF / MBR / DBR / GY / DGY / BL	The legs are made of steel with a powder-coated finish. <div><div>S-BL</div></div>



Item List		
Chair	w: 540 d: 595 h: 815 sh: 440 wt: 8.5	Japanese Oak

SETTE | Sette Dining

Motomi Kawakami / Japan

https://www.condehouseglobal.com/products/series/detail.php?series_id=141



Outline

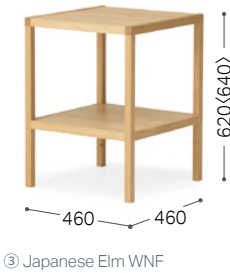
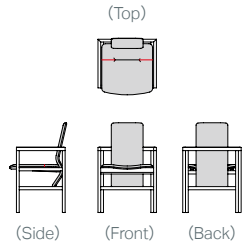
Designed by Motomi Kawakami, the "SETTE" chair merges tension with relaxation in an architectural design that evokes a touch of Japanese aesthetics. Its simple structure features gently curved back and seat surfaces, balanced proportions, and a high backrest that enhances its rear profile. Paired with side tables at arm height, SETTE creates versatile layouts for gatherings, making it suitable for hotel lobbies, offices, and bars.

Wood coating	Fabric and leather	Make-it-lower
Japanese Elm NF / WNF / MBR / DBR / GY / DGY / BL	CL1 MR L2 RK L4 GR	Chair : 10mm 20mm 30mm 40mm Table : 10mm 20mm 30mm

Leather stitching Stitch —

Leather stitching is applied to the following:

- Armchair
Armchair H
 - Side Chair
Side Chair H
- [The drawing for Armchair]



Item List		*T h e figures in the angle brackets express the height of H type. *Top board: random-match							
		F1	F2	F3	F4	F5	L3	L4	
Armchair ArmchairH [Image ①]	w: 555 d: 540 h: 850 (870) sh: 450 (470) ah: 620 (640) wt: 8.0	Japanese Elm							
		Limit in fabric / leather Leather stitching							
Side Chair Side ChairH [Image ②]	w: 500 d: 540 h: 850 (870) sh: 450 (470) wt: 7.5	Japanese Elm							
		Limit in fabric / leather Leather stitching							
Side Table 46 × 46 Side Table46 × 46 H [Image ③]	w: 460 d: 460 h: 620 (640)	Japanese Elm							
Side Table 30 × 46 Side Table30 × 46 H [Image ④]	w: 300 d: 460 h: 620 (640)	Japanese Elm							

SORI

25

Katsuhiko Osaka / Japan

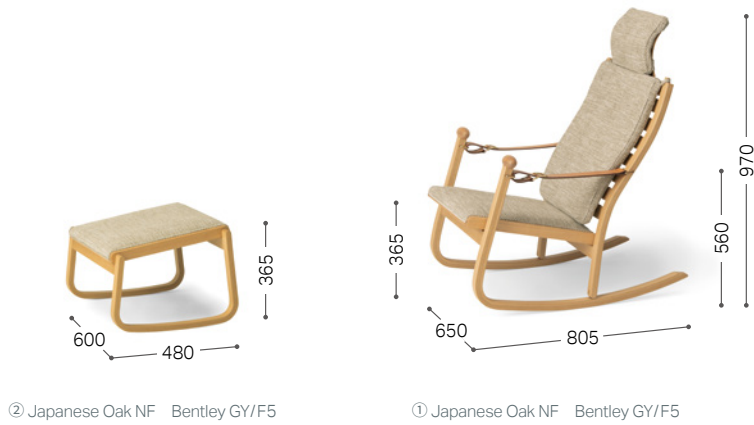
https://www.condehouseglobal.com/products/series/detail.php?series_id=65



Outline

Designed by Katsuhiko Osaka, Sori is a rocking chair that won the grand prize in the International Furniture Design Competition in 1993. The shape was born in the inspiration from a snow sled; the back is adjustable to support your back in five angles; the leather-belt arms support your body when rising from the chair.

Wood coating
Japanese Oak NF / WNF / MBR / DBR / GY / DGY / BL





Item List		F1	F2	F3	F4 / CL1	F5 / L2	L3	L4
Rocker [Image ①]	w: 650 d: 805 h: 970 sh: 365 ah: 560	Japanese Oak						
		*Arm leather belts only have a natural color. *The backrest can be tilted by changing the belt length.						
Stool [Image ②]	w: 600 d: 480 h: 365	Japanese Oak						



Outline

The bold, voluminous wooden seat paired with slender pipe-like legs creates a striking contrast in the TUB stool and bench series. Crafted from laminated wood made from Hokkaido ash offcuts, the material showcases unique grain patterns. The stool, featuring a built-in LED light in its rear leg, was a finalist in the 2021 International Furniture Design Asahikawa (IFDA). The benches, available in two sizes, can also be paired with optional tables or reading lights, making them ideal for hotel lounges and galleries.

Wood coating	Leg colors
Japanese Ash NF/WNF/MBR/DBR/GY/DGY/BL	<div>The legs are made of steel with a powder-coated finish.</div> <div><div>M-GY</div><div>S-GY</div><div>S-BL</div></div>



Switch under the seat

Item List		
Stool RL [Image ①]	w: 485 d: 590 h: 1860 sh: 440 wt: 13.5	<div>Japanese Ash</div>
*Solid wood seat with LED and 1.8m power cable included. Three colors available for the leg		

Bench options

Options for the bench are only available at the time of ordering the bench.
The legs are integrated in the bench option.
Up to two of each option can be selected simultaneously.
Note: The original leg is not included when the option is selected.



Item List			Note: The values in parentheses indicate the maximum size with the swivel feature
Bench180 [Image ②]	w: 1800 d: 500 h: 440	<div>Japanese Ash</div>	
*Solid wood seat Three colors available for the leg			
Bench150 [Image ③]	w: 1500 d: 500 h: 440	<div>Japanese Ash</div>	
*Solid wood seat Three colors available for the leg			
Round Table Option for Bench [Image ④]	dia: 320 When the option is installed w: 1800 (1815) / 1500 (1515) d: 570 (730) h: 720	<div>Japanese Ash</div>	
*Solid wood top *The table is rotatable. *Leg colors are consistent across stools and benches.			
RL Option for Bench [Image ⑤]	When the option is installed h: 1860 d: 580	<div></div>	
*LED and 1.8m power cable included. *Leg colors are consistent across stools and benches.			



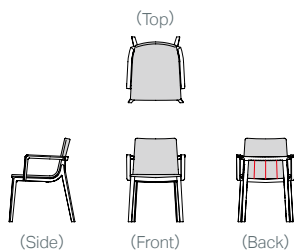
Outline

Challenge dining collection was designed by three German designers: Maly, Hoffman, and Kahleiss. The chair embodies a sense of slenderness and sharpness. Being opposite to them, the soft-cushion type has been added to allow customers to have more options to mix with other CondeHouse table collections.

Wood coating	Make-it-lower
Japanese Oak NF/WNF/MBR/DBR/GY/DGY/BL Walnut CW/DBR	Chair : 10mm 20mm 30mm 40mm
Leather stitching <input type="checkbox"/> Stitch <input checked="" type="checkbox"/>	

Leather stitching is applied to the following:

- Armchair
 - Side Chair
 - Armchair (Soft)
 - Side Chair (Soft)
- [The drawing for Armchair]



Item List

* The figures in the angle brackets express the height of H type.

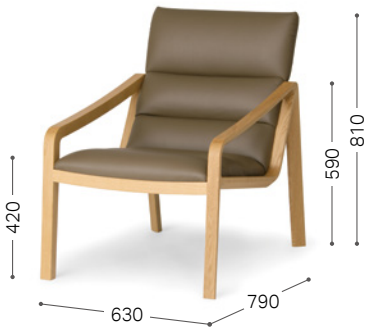
			F1	F2	F3	F4/CL1	F5/L2	L3	L4
Armchair ArmchairH [Image ①] Leather stitching	w: 550 d: 620 (625) h: 785 (805) sh: 445 (465) ah: 630 (650) wt: 6.5	Japanese Oak							
		Walnut							
Side Chair Side ChairH [Image ②] Leather stitching	w: 515 (520) d: 620 (625) h: 785 (805) sh: 445 (465) wt: 5.5	Japanese Oak							
		Walnut							
Armchair (Soft) ArmchairH (Soft) [Image ③] Leather stitching	w: 550 d: 620 (625) h: 795 (815) sh: 465 (485) ah: 630 (650) wt: 6.5	Japanese Oak							
		Walnut							
Side Chair (Soft) Side ChairH (Soft) [Image ④] Leather stitching	w: 515 (520) d: 620 (625) h: 795 (815) sh: 465 (485) wt: 5.5	Japanese Oak							
		Walnut							



Outline

Due to its complicated frame shape, the craftsman encountered many challenges while making the prototype as the name suggests. This easy chair has an ergonomic-inspired cushion that will fully support your back from all angles. The easy chair and stool are the ultimate combo that is perfect for you after a long day of work. Available in Japanese oak or walnut.

Wood coating	Fabric and leather	Make-it-lower
Japanese Oak NF / WNF / MBR / DBR / GY / DGY / BL Walnut CW / DBR	F5 Camila	Chair, Stool : 10mm 20mm 30mm 40mm



① Japanese Oak NF MG-KGY/L3



② Japanese Oak NF MG-KGY/L3

Item List

		F1	F2	F3	F4 / CL1	F5 / L2	L3	L4
Easy Chair [Image ①] w: 630 d: 790 h: 810 sh: 420 ah: 490-590 Limit in fabric / leather	Japanese Oak							
	Walnut							
Stool [Image ②] w: 630 d: 535 h: 430 Limit in fabric / leather	Japanese Oak							
	Walnut							

Outline

TL table is customizable size-wise with unobtrusively-placed legs which make rising and sitting easier. In the case of a top board of more than 1800 mm, the mounting positions of the legs can move in and out. Pursued are not only functionality but design and craftsmanship, which can be seen in the curved surface of the top board and the elaborate joints of the legs.

Wood coating	Basic specification	Make-it-lower	Height
Japanese Elm NF/WNF/MBR/DBR/GY/DGY/BL Japanese Ash NF/WNF/MBR/DBR/GY/DGY/BL Japanese Cherry NF/WNF/MBR/DBR/GY/DGY/BL Japanese Oak NF/WNF/MBR/DBR/GY/DGY/BL Walnut CW/DBR	*Accessory: height adjusters	Table : 10mm 20mm 30mm	Table LD 680 Table D 710 Table H 740



Leg position

Top boards of size 1800 or more have two leg positions: the inside position is suitable for six chairs; the outside for four chairs.

Combination of top board size and length between legs

Table top	1400-1700	1800-2100
Width between legs	1020	1020/1390*

*For the outside position



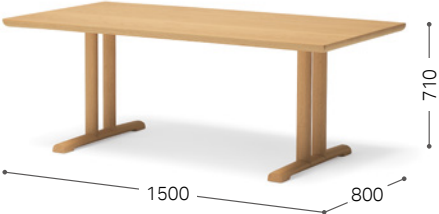
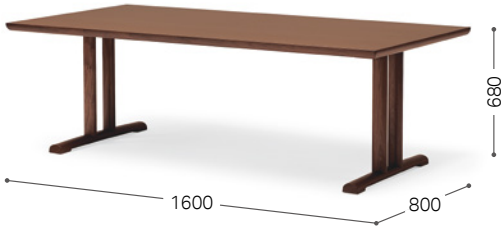
Item List

*The three figures separated by slashes (from left to right) for h and h1 are the heights of LD, D, and H type tables, respectively.
*Top board: random-match

Table LD /Table D /Table H		w:							
		1400	1500	1600	1700	1800	1900	2000	2100
d: 700	Japanese Elm								
	Japanese Ash								
	Japanese Cherry								
	Japanese Oak								
	Walnut								
d: 750	Japanese Elm								
	Japanese Ash								
	Japanese Cherry								
	Japanese Oak								
	Walnut								
d: 800	Japanese Elm								
	Japanese Ash								
	Japanese Cherry								
	Japanese Oak								
	Walnut								

h: 680/710/740 h1: 645/675/705

wbl: (inside/outside)10201020/1390



Walnut CW

Japanese Oak NF



Item List

*The three figures separated by slashes (from left to right) for h and h1 are the heights of LD, D, and H type tables, respectively.
*Top board: random-match

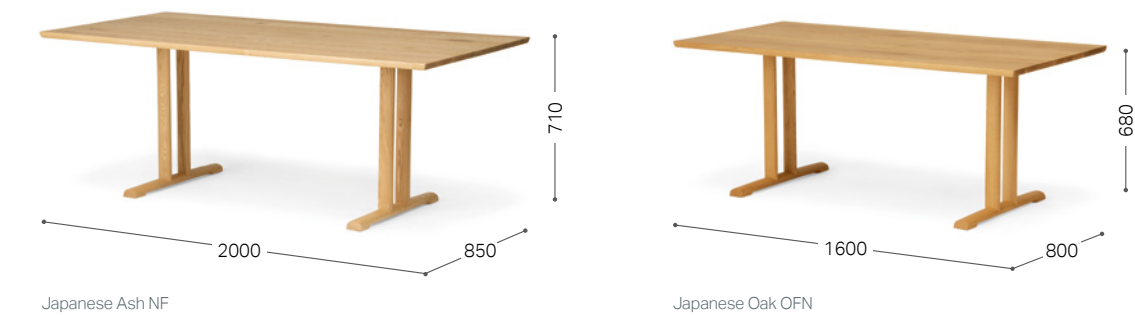
Table LD /Table D /Table H		w:							
		1400	1500	1600	1700	1800	1900	2000	2100
d: 850	Japanese Elm								
	Japanese Ash								
	Japanese Cherry								
	Japanese Oak								
	Walnut								
d: 900	Japanese Elm								
	Japanese Ash								
	Japanese Cherry								
	Japanese Oak								
	Walnut								
d: 950	Japanese Elm								
	Japanese Ash								
	Japanese Cherry								
	Japanese Oak								
	Walnut								

h: 680/710/740 h1: 645/675/705

wbl: (inside/outside)10201020/1390

Outline			
In 2020, we added a solid wood top board version to the TL table collection. Three types of wood are available; a wide variety of sizes are offered at an increment of 50 mm; the leg positions are also selectable in two ways (only for the table width wider than 1800 mm).			
Wood coating	Basic specification	Make-it-lower	Height
Japanese Sen NF/WNF/MBR/DBR/GY/DGY/BL/OFN Japanese Elm NF/WNF/MBR/DBR/GY/DGY/BL/OFN Japanese Ash NF/WNF/MBR/DBR/GY/DGY/BL/OFN Japanese Oak NF/WNF/MBR/DBR/GY/DGY/BL/OFN Walnut CW/DBR/OFN	*Solid wood top *Accessory: height adjusters	Table : 10mm 20mm 30mm	Solid Wood Table LD 680 Solid Wood Table D 710 Solid Wood Table H 740
Leg position			
Top boards of size 1800 or more have two leg positions: the inside position is suitable for six chairs; the outside for four chairs.			
Combination of top board size and length between legs		 	
Table top	1400-1700	1800-2100	
Width between legs	1020	1020/1390*	
*For the outside position			

Item List		*The three figures separated by slashes (from left to right) for h and h1 are the heights of LD, D, and H type tables, respectively. *Top board: random-match							
Table LD /Table D /Table H									
w:		1400	1500	1600	1700	1800	1900	2000	2100
d: 700	Japanese Sen								
	Japanese Elm								
	Japanese Ash								
	Japanese Oak								
	Walnut								
d: 750	Japanese Sen								
	Japanese Elm								
	Japanese Ash								
	Japanese Oak								
	Walnut								
d: 800	Japanese Sen								
	Japanese Elm								
	Japanese Ash								
	Japanese Oak								
	Walnut								
h: 680/710/740 h1: 650/680/710									
wbl: (inside/outside)		1020				1020/1390			



Item List		*The three figures separated by slashes (from left to right) for h and h1 are the heights of LD, D, and H type tables, respectively. *Top board: random-match							
Table LD /Table D /Table H									
w:		1400	1500	1600	1700	1800	1900	2000	2100
d: 850	Japanese Sen								
	Japanese Elm								
	Japanese Ash								
	Japanese Oak								
	Walnut								
d: 900	Japanese Sen								
	Japanese Elm								
	Japanese Ash								
	Japanese Oak								
	Walnut								
d: 950	Japanese Sen								
	Japanese Elm								
	Japanese Ash								
	Japanese Oak								
	Walnut								
h: 680/710/740 h1: 650/680/710									
wbl: (inside/outside)		1020				1020/1390			



TWIST


Kiyoshi Sadogawa / Japan

Outline


Twist is a unique and stylish handcrafted display cabinet, designed by Kiyoshi Sadogawa. The display cabinet is a popular product in the Japanese market, coming with a recessed light to show off all your collectables and memorabilia.

Wood coating

Japanese Oak NF / WNF / MBR / DBR / GY / DGY / BL
Walnut CW / DBR



Japanese Oak NF



Item List

Mini Curio	w: 380 d: 340 h: 1600	
	*Doors on both sides *Accessory: downlight (LED) ; t8 glass shelves (w: 290 × 5) ; mirror back board	<div>Japanese Oak</div> <div>Walnut</div>

TEN | Ten Dining (21)

Outline

“I want to design a chair that looks balanced, and gives people a ‘sharp and soft’ image at the same time,” said German furniture designer, Michael Schneider. If you look closely at the chair, you will notice a smooth line that is formed from the beginning of the armrest to the end of the backrest. This is a chair that has a style that suits all kinds of situations, whether it is for home residence or for public facilities. The backrest of the dining chair is available in three colors; the table comes in two types, a regular solid wood type and extension type extendable by 700 mm.

Wood coating	Fabric and leather	Make-it-lower	Back colors for Armchair AB
Japanese Sen NF / WNF / MBR / DBR / GY / DGY / BL Japanese Elm NF / WNF / MBR / DBR / GY / DGY / BL Japanese Ash NF / WNF / MBR / DBR / GY / DGY / BL Walnut CW / DBR *OFN is available for tables. *Japanese Sen is available only for tables.	Fabric / leather available for Armchair UB F3 Ultrasuede F4 Tonica L3 MG、EN、KP、BQ	Chair、Bench : 10mm 20mm 30mm 40mm Table : 10mm 20mm 30mm	The backrest made of ABS resin available. <div>TWT</div> <div>TGY</div> <div>TBL</div>

Leather stitching	Stitch
<div>You can make it no-stitching with Additional charge. Leather stitching is applied to the following:<ul style="list-style-type: none">• Armchair UB (Upholstered Seat)• Armchair UB H (Upholstered Seat)• ArmchairAB (Upholstered Seat)• ArmchairAB H (Upholstered Seat)[The drawing for Armchair UB (Upholstered Seat)]<div>Additional charge</div></div> <div><div>(Top)</div><div>(Side)</div><div>(Front)</div></div>	<div>Leather stitching is applied to the following:<ul style="list-style-type: none">• Bench 215 (without backrest)• Bench 215 H (without backrest)• Bench 180 (without backrest)• Bench 180 H (without backrest)• Bench 150 (without backrest)• Bench 150 H (without backrest)[The drawing for Bench 180 (without backrest)]<div>(Top)</div><div>(Side)</div><div>(Front)</div></div>



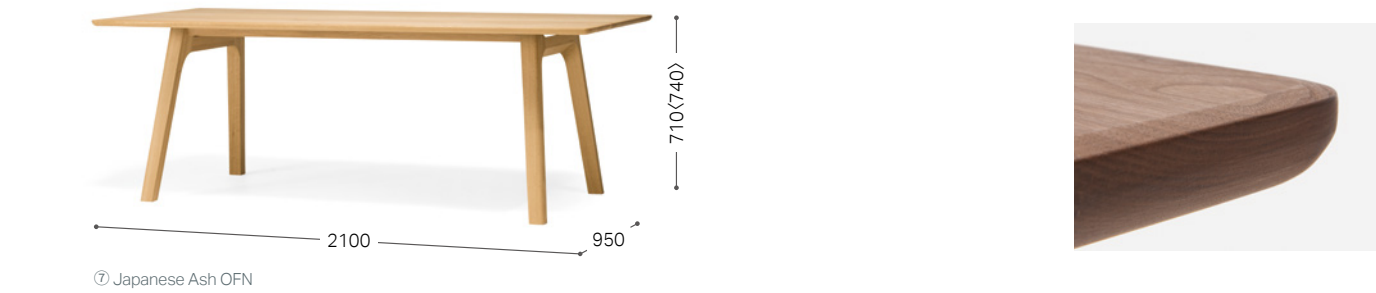


Item List		*The figures in the angle brackets express the height of H type.							
		F1	F2	F3	F4	F5 / L2	L3	L4	
ArmchairUB (Upholstered Seat) ArmchairUB H (Upholstered Seat) [Image ①]	w: 570 d: 545 h: 750 <770> sh: 435 <455> ah: 630 <650> wt: 6.5	Japanese Elm							
		Japanese Ash							
		Walnut							
		Limit in fabric / leather Leather stitching							
ArmchairUB (Wooden Seat) ArmchairUB H (Wooden Seat) [Image ②]	w: 570 d: 545 h: 750 <770> sh: 410 <430> ah: 630 <650> wt: 6.5	Japanese Elm							
		Japanese Ash							
		Walnut							
		Limit in fabric / leather							
Backpanel Option for UB		*Only Ultrasuede, MG, EN, KP, and BQ leather are available.				Ultrasuede	MG/EN /KP/BQ		
		*Finish in the same color as the frame.				Beech NF/WNF/MBR /CW/DBR/GY/DGY/BL			
Limit in fabric / leather									
		F1	F2	F3	F4 / CL1	F5 / L2	L3	L4	
ArmchairAB (Upholstered Seat) ArmchairAB H (Upholstered Seat) [Image ③]	w: 570 d: 545 h: 745 <765> sh: 435 <455> ah: 625 <645> wt: 6.0	Japanese Elm							
		Japanese Ash							
		Walnut							
		*The backrest made of ABS resin available in three colors Leather stitching							
ArmchairAB (Wooden Seat) ArmchairAB H (Wooden Seat) [Image ④]	w: 570 d: 545 h: 745 <765> sh: 410 <430> ah: 625 <645> wt: 6.0	Japanese Elm							
		Japanese Ash							
		Walnut							
		*The backrest made of ABS resin available in three colors							

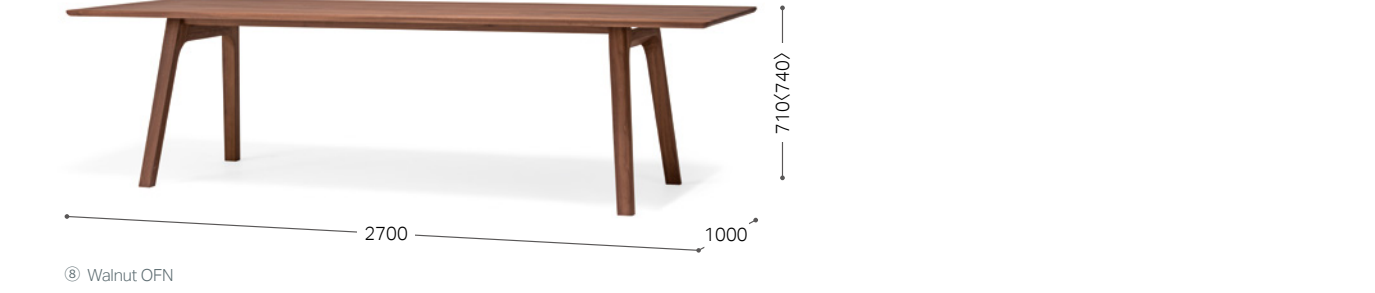


Item List		* T h e figures in the angle brackets express the height of H type.							
		F1	F2	F3	F4 / CL1	F5 / L2	L3	L4	
Bench 215 (without backrest) Bench 215 H (without backrest) [Image ⑤ : H]	w: 2155 d: 405 h: 450 <470>	Japanese Elm							
		Japanese Ash							
		Walnut							
		Leather stitching							
Bench 180 (without backrest) Bench 180 H (without backrest)	w: 1805 d: 405 h: 450 <470>	Japanese Elm							
		Japanese Ash							
		Walnut							
		Leather stitching							
Bench 150 (without backrest) Bench 150 H (without backrest) [Image ⑥ : H]	w: 1505 d: 405 h: 450 <470>	Japanese Elm							
		Japanese Ash							
		Walnut							
		Leather stitching							





Item List		*T h e figures in the angle brackets express the height of H type.*Top board: random-match						
Solid Wood Table / Solid Wood Table H [Image ⑦]		*Solid wood top						
w:		1500		1600		1700		1800 1900 2000 2100
d: 850	Japanese Sen:							
	Japanese Elm:							
	Japanese Ash:							
	Walnut							
d: 900	Japanese Sen:							
	Japanese Elm:							
	Japanese Ash:							
	Walnut							
d: 950	Japanese Sen:							
	Japanese Elm:							
	Japanese Ash:							
	Walnut							
d: 1000	Japanese Sen:							
	Japanese Elm:							
	Japanese Ash:							
	Walnut							
d: 1100	Japanese Sen:							
	Japanese Elm:							
	Japanese Ash:							
	Walnut							
d: 1200	Japanese Sen:							
	Japanese Elm:							
	Japanese Ash:							
	Walnut							
h: 710 <740> h1: 680 <710> h2: 635 <665>								
wbl:		1135		1235		1335		1555



Item List		*T h e figures in the angle brackets express the height of H type. *Top board: random-match					
Solid Wood Table / Solid Wood Table H [Image ⑧]		*Solid wood top (with vertical joints for tables longer than 2101 mm) *See p.194 for more information on vertical joints.					
w:		2200		2300		2400 2500 2600 2700	
d: 850	Japanese Sen:						
	Japanese Elm:						
	Japanese Ash:						
	Walnut						
d: 900	Japanese Sen:						
	Japanese Elm:						
	Japanese Ash:						
	Walnut						
d: 950	Japanese Sen:						
	Japanese Elm:						
	Japanese Ash:						
	Walnut						
d: 1000	Japanese Sen:						
	Japanese Elm:						
	Japanese Ash:						
	Walnut						
d: 1100	Japanese Sen:						
	Japanese Elm:						
	Japanese Ash:						
	Walnut						
d: 1200	Japanese Sen:						
	Japanese Elm:						
	Japanese Ash:						
	Walnut						
h: 710 <740> h1: 680 <710> h2: 635 <665>							
wbl:		1555		1835			

Item List		*T h e figures in the angle brackets express the height of H type. *Top board: random-match																			
Solid Wood Table / Solid Wood Table H		Solid-wood top (with vertical joints for tables longer than 2101 mm) *Accessory: height adjusters *See p.194 for more information on vertical joints.																			
[Image ⑨]																					
w:		1500		1600		1700		1800		1900		2000		2100		2200		2300		2400	
d: 700	Japanese Sen																				
	Japanese Elm																				
	Japanese Ash																				
	Walnut																				
d: 800	Japanese Sen																				
	Japanese Elm																				
	Japanese Ash																				
	Walnut																				
d: 900	Japanese Sen																				
	Japanese Elm																				
	Japanese Ash																				
	Walnut																				
h: 1000 <1100> h1: 970 <1070> h2: 900 <1000>																					
wbl:		1135		1235		1285		1555		1835											

w:		2500		2600		2700
d: 700	Japanese Sen					
	Japanese Elm					
	Japanese Ash					
	Walnut					
d: 800	Japanese Sen					
	Japanese Elm					
	Japanese Ash					
	Walnut					
d: 900	Japanese Sen					
	Japanese Elm					
	Japanese Ash					
	Walnut					
h: 1000 <1100> h1: 970 <1070> h2: 900 <1000>						
wbl:		1835				



Item List			
Cable Tray for Solid Wood Table [Image ⑩]	Four-piece type for the top board of 2400–2700	w: 1240 d: 110 h: 110	
	Three-piece type for the top board of 2100–2300	w: 930 d: 110 h: 110	
	Two-piece type for the top board of 1500–2000	w: 620 d: 110 h: 110	
h2 including the cable tray: 575 (605)			
An optional set of hole-processing on the top board and a cable tray and cover (made of solid wood) *The tray cover is made of the same wood; finished in the same color as the top board.			
Power Strip for High Table [Image ⑪]			Each






The top board is extendable.


Item List		*The figures in the parentheses express sizes at the time of extension; ones in the angle brackets express the height of H type. *h3: floor-to-folding-tabletop height *Please note that the floor-to-folding-tabletop height is its lowest position when the folding tabletop is stored. *Top boards: random-match *The table top planks are joined together in the vertical direction to the longitudinal direction of the table.	
EXSolid Wood Table 210 × 95 EXSolid Wood Table 210 × 95 H [Image ⑫]	w: 2100 (2800) d: 950 h: 710 (740) h2: 635 (665) h3: 620 (650) wbl: 1440	Japanese Sen	
		Japanese Elm	
		Japanese Ash	
		Walnut	
*Solid wood top *Accessory: height adjusters			
EXSolid Wood Table 180 × 95 EXSolid Wood Table 180 × 95 H	w: 1800 (2500) d: 950 h: 710 (740) h2: 635 (665) h3: 620 (650) wbl: 1140	Japanese Sen	
		Japanese Elm	
		Japanese Ash	
		Walnut	
*Solid wood top *Accessory: height adjusters			
EXSolid Wood Table 160 × 95 EXSolid Wood Table 160 × 95 H	w: 1600 (2250) d: 950 h: 710 (740) h2: 635 (665) h3: 620 (650) wbl: 1140	Japanese Sen	
		Japanese Elm	
		Japanese Ash	
		Walnut	
*Solid wood top *Accessory: height adjusters			



Outline

Light and no waste are the main features of Ten—a new and innovative collection by CondeHouse in cooperation with Berlin-based designer, Michael Schneider. Ten, the Japanese word for the heavenly sky, describes the concept of the light, almost airy design seen in the Ten living room collection.

Wood coating	Table leg colors
Japanese Ash NF/WNF/MBR/DBR/GY/DGY/BL Walnut CW/DBR *OFN is available for tables.	The legs are made of steel with a powder-coated finish. <div><div>M-GY</div><div>S-GY</div><div>S-BL</div></div>


Leather stitching	<div>Stitch</div>
-------------------	--

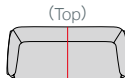
Leather stitching is applied to the following:


• Sofa 200


• Sofa 160

[The drawing for Sofa 200]


 (Side)


 (Top)


 (Front)


 (Back)


• Armchair

 (Side)


 (Top)

 (Front)


 (Back)




① Japanese Ash NF Magnolia GY/F4



② Japanese Ash GY MapleDBG/F3



③ Japanese Ash NF Magnolia GY/F4



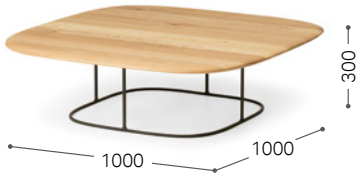
④ MapleDBG/F3

Item List

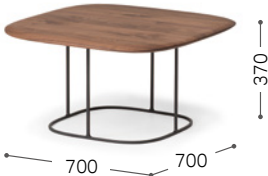
		F1	F2	F3	F4 / CL1	F5 / L2	L3	L4
Sofa 200 [Image ①]	w: 1980 d: 855 h: 750 sh: 400 ah: 675	Japanese Ash						
		Walnut						
	Leather stitching							
Sofa 160	w: 1580 d: 855 h: 750 sh: 400 ah: 675	Japanese Ash						
		Walnut						
	Leather stitching							
Armchair [Image ②]	w: 880 d: 855 h: 750 sh: 400 ah: 675	Japanese Ash						
		Walnut						
	Leather stitching							
Ottoman [Image ③]	w: 710 d: 510 h: 400	Japanese Ash						
		Walnut						
Cushion [Image ④]	480 × 200							



⑤ Walnut OFN Leg: S-GY



⑥ Japanese Ash OFN Leg: S-GY



⑦ Walnut OFN Leg: S-GY



⑧ Japanese Ash GY Leg: S-GY


Item List		*Top board: random-match
Table 111 × 79 [Image ⑤]	w: 1110 d: 790 h: 300	Japanese Ash
		Walnut
	*Solid wood top Three colors available for the leg	
Table 100 × 100 [Image ⑥]	w: 1000 d: 1000 h: 300	Japanese Ash
		Walnut
	*Solid wood top Three colors available for the leg	
Table 70 × 70 [Image ⑦]	w: 700 d: 700 h: 370	Japanese Ash
		Walnut
	*Solid wood top Three colors available for the leg	
Table 60 × 40 [Image ⑧]	w: 600 d: 400 h: 440	Japanese Ash
		Walnut
	*Solid wood top Three colors available for the leg	



Outline
Ten cabinet collection is here to further enhance your lifestyle, as a cabinet to store your personal belongings, as a place for your television, etc. This is unique furniture that combines European modern design and Japanese craftsmanship.
Wood coating
Japanese Ash NF/WNF/MBR/DBR/GY/DGY/BL Walnut CW/DBR
Color codes for MDF surfaces: Japanese Ash NFPWT/NFPDG/NFPBL/NFREM/WNFPWT/WNFPDG/WNFPBL/WNFREM /MBRPWT/MBRPDG/MBRPBL/MBRREM/DBRPWT/DBRPDG/DBRPBL/DBRREM /GYPWT/GYPDG/GYPBL/GYREM/DGYPWT/DGYPDG/DGYPBL/DGYREM /BLPWT/BLPDG/BLPBL/BLREM Walnut CWPWT/CWPDG/CWPBL/CWREM/DBRPWT/DBRPDG/DBRPBL/DBRREM *Wood and finish are indicated as follows: Main unit wood + main unit finish + top surface finish



① Walnut CWPBL



② Japanese Ash NF

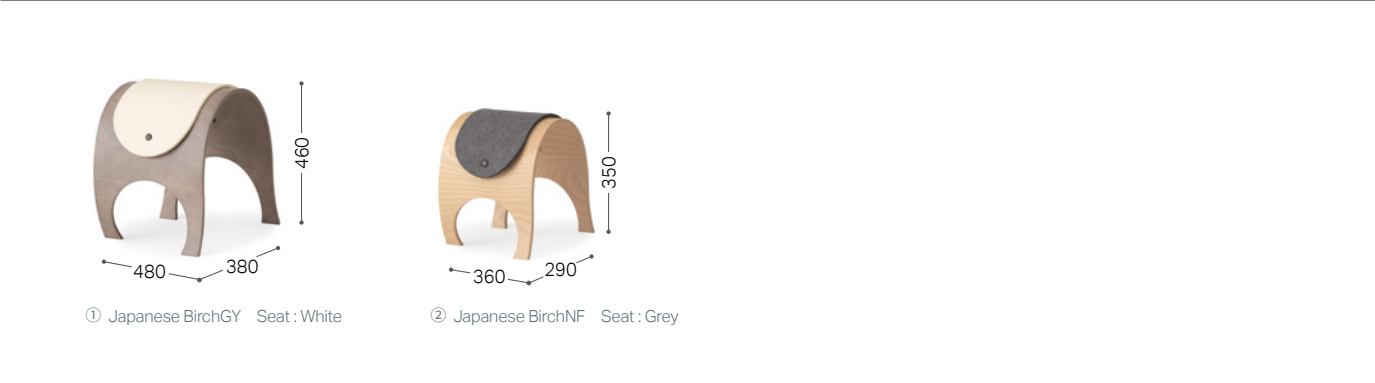
Item List		
TV Lowboard TV-200 [Image ①]	w: 2000 d: 450 h: 450	Japanese Ash
		Walnut
	*The top surface is either solid wood or colorcoated MDF. *The backside is also veneered. *Accessory: height adjusters only in the front legs; t8 glass shelf (w: 629 × 1) *The center part of the back panel is removable. *Left and right: drawer; middle: flap door made of acrylic	
TV Lowboard TV-180 [Image ②]	w: 1800 d: 450 h: 450	Japanese Ash
		Walnut
	*The top surface is either solid wood or colorcoated MDF. *The backside is also veneered. *Accessory: height adjusters only in the front legs; t8 glass shelf (w: 562 × 1) *The center part of the back panel is removable. *Left and right: drawer; middle: flap door made of acrylic	
TV Lowboard TV-160	w: 1600 d: 450 h: 450	Japanese Ash
		Walnut
	*The top surface is either solid wood or colorcoated MDF. *The backside is also veneered. *Accessory: height adjusters only in the front legs; t8 glass shelf (w: 496 × 1) *The center part of the back panel is removable. *Left and right: drawer; middle: flap door made of acrylic	







Item List			
Side Board DD-240	w: 2400 d: 450 h: 720	<div><div>Japanese Ash</div><div>Walnut</div></div>	
<div>*The top surface is either solid wood or colorcoated MDF. *The backside is also veneered.</div> <div>*Accessory: height adjusters only in the front side; shelf boards (w: 571 × 4)</div> <div>*The main unit is a knock-down type.</div>			
Side Board DD-180 [Image ③]	w: 1800 d: 450 h: 720	<div><div>Japanese Ash</div><div>Walnut</div></div>	
<div>*The top surface is either solid wood or colorcoated MDF. *The backside is also veneered.</div> <div>*Accessory: height adjusters only in the frontside; shelf boards (w: 571 × 2 w: 581 × 1)</div>			
Side Board DD-120	w: 1200 d: 450 h: 720	<div><div>Japanese Ash</div><div>Walnut</div></div>	
<div>*The top surface is either solid wood or colorcoated MDF. *The backside is also veneered.</div> <div>*Accessory: height adjusters only in the front side; shelf boards (w: 571 × 2)</div>			
Side Board GDD-240 [Image ④]	w: 2400 d: 450 h: 720	<div><div>Japanese Ash</div><div>Walnut</div></div>	
<div>*The top surface is either solid wood or colorcoated MDF. *The backside is also veneered.</div> <div>*Accessory: height adjusters only in the front side; shelf boards (w: 571 × 2); t8 glass shelves (w: 569 × 2); downlight (LED × 2) *The main unit is a knock-down type.</div> <div>*The center doors are made of acrylic.</div>			
Side Board GDD-180	w: 1800 d: 450 h: 720	<div><div>Japanese Ash</div><div>Walnut</div></div>	
<div>*The top surface is either solid wood or colorcoated MDF. *The backside is also veneered.</div> <div>*Accessory: height adjusters only in the front side; shelf boards (w: 571 × 2); t8 glass shelves (w: 579 × 1); downlight (LED × 1) *The center door is made of acrylic.</div>			
High Board DD-100 [Image ⑤]	w: 1000 d: 450 h: 1350	<div><div>Japanese Ash</div><div>Walnut</div></div>	
<div>*The top surface is either solid wood or colorcoated MDF. *The backside is also veneered.</div> <div>*Accessory: height adjusters only in the front side; shelf boards (w: 961 × 1 w: 471 × 2)</div>			
High Board DD-100 BAR [Image ⑥]	w: 1000 d: 450 h: 1350	<div><div>Japanese Ash</div><div>Walnut</div></div>	
<div>*The top surface is either solid wood or colorcoated MDF. *The backside is also veneered.</div> <div>*Accessory: height adjusters only in the front side; shelf boards (w: 471 × 2) ; LED lights insidethe cabinet; slide table</div>			

Outline	
With its playful, animal-like form, the TOMTE stool reflects the whimsical design of German designer Gunter Koning. Crafted from molded plywood with smooth curves and a lightweight design, the stool was originally a 1996 International Furniture Design Asahikawa (IFDA) silver prize winner. Available in two sizes, the "small" version with a 350mm seat height is perfect for children.	
Wood coating	Seat Color
Japanese BirchNF / WNF / MBR / DBR / GY / DGY / BL	The seat is upholstered in felt.
	<div>White</div> <div>Grey</div>



Item List			
Stool (Large) [Image ①]	w: 480 d: 380 h: 460 wt: 3.5	Japanese Birch	
*The seat is upholstered in felt.			
Stool (Small) [Image ②]	w: 360 d: 290 h: 350 wt: 2.0	Japanese Birch	
*The seat is upholstered in felt.			

NAKKA

Taiji Fujimori (1967-2023) / Japan




https://www.condehouseglobal.com/products/series/detail.php?series_id=110&model_id=157



Outline

The NAKKA series was designed by designer Yasushi Fujimori for the Nakanoshima Art Museum, Osaka, which opened in 2022. The series is centered around the iconic bench, ranging over sofas and easy chairs. The letter “N” for Nakanoshima that appears on each item serves as the design motif for the series. The soft texture expressed in the wooden line leaves a lasting impression even at first glance from a distance.

Wood coating	Fabric and leather		Make-it-lower
Japanese Ash NF/WNF/MBR/DBR/GY/DGY/BL	Fabric / leather available for Sofa Bench231 F4 Tonica L3 MG、EN、KP、BQ	Fabric / leather unavailable for Easy Chair CL1 MR L2 RK L4 GR	Chair : 10mm 20mm 30mm 40mm



Item List		
Bench 213 [Image ①]	w: 2130 d: 500 h: 410	Japanese Ash
	*Solid wood seat	
Bench 157 [Image ②]	w: 1565 d: 500 h: 410	Japanese Ash
	*Solid wood seat	
Bench 73 [Image ③]	w: 725 d: 500 h: 410	Japanese Ash
	*Solid wood seat	
Bench Tray Table [Image ④]	w: 455 d: 435 h: 85	Japanese Ash
	*Solid wood top	



⑤ Japanese Ash DGY MG-BL/L3



⑥ Japanese Ash WNF MG-LGY/L3



⑦ Japanese Ash DGY MG-BL/L3



⑧ Japanese Ash WNF



⑨ Japanese Ash WNF Tonica LGY/F4



⑩ Japanese Ash BL

Item List		*L has the armrest on its left (vice versa). *T h e figures in the angle brackets express the height of H type. *Top board: random-match						
		F1	F2	F3	F4	F5	L3	L4
Sofa Bench 231 [Image ⑤]	w: 2310 d: 1135 h: 395	Japanese Ash						
		*Accessory: height adjusters Limit in fabric / leather						
Armless Easy Chair [Image ⑥]	w: 660 d: 585 h: 730 sh: 390	Japanese Ash						
		Limit in fabric / leather						
One Arm Easy Chair L (R) [Image ⑦ : L]	w: 690 d: 615 h: 730 ah: 540 sh: 390	Japanese Ash						
		Limit in fabric / leather						
Side Table 57 × 56 [Image ⑧]	w: 575 d: 565 h: 375	*Solid wood top					Japanese Ash	

		F1	F2	F3	F4/CL1	F5/L2	L3	L4
Chair (Upholstered Seat) ChairH (Upholstered Seat) [Image ⑨ : H]	w: 380 d: 425 h: 770 (790) sh: 455 (475) wt: 5.0	Japanese Ash						
Chair (Wooden Seat) Chair H (Wooden Seat) [Image ⑩ : H]	w: 375 d: 425 h: 770 (790) sh: 430 (450) wt: 4.5						Japanese Ash	



Outline

Nupri means “Mountains” in the Ainu language. The structure and material of the dining chair is designed to support the body comfortably. The wooden frame made of Japanese oak has an integrated form from the backrest to the armrest and legs, as if it is a part of the body.

Wood coating	Make-it-lower
Japanese Oak NF / WNF / MBR / DBR / GY / DGY / BL	Chair : 10mm 20mm 30mm 40mm



Japanese Oak DGY Tonica LGY/F4



Item List		*The figures in the angle brackets express the height of H type.							
		F1	F2	F3	F4 / CL1	F5 / L2	L3	L4	
Armchair	w: 590 d: 540	Japanese Oak							
ArmchairH	h: 705 <725>								
[Image: H]	sh: 440 <460>								
	ah: 645 <665> wt: 6.0								



Outline

Named after the Ainu word for "mountain," the "NUPRI" lounge chair embodies the connection between Hokkaido's natural landscapes and people. Designed by Toshiyuki Kita, it features a sturdy seat and firm, enveloping backrest. The seamless flow of solid wood from the backrest to the arms and legs evokes the gentle ridges of a mountain range, delivering both comfort and aesthetic beauty.

Wood coating	Make-it-lower
Japanese Oak NF / WNF / MBR / DBR / GY / DGY / BL	Chair : 10mm 20mm 30mm 40mm



Japanese Oak BL Tonica LGY/F4


Item List									
		F1	F2	F3	F4 / CL1	F5 / L2	L3	L4	
Rounge Chair	w: 700 d: 695 h: 765 sh: 430 ah: 595	Japanese Oak							




Outline

Barringer is a coffee table designed by a Turkish interior designer, Atilla Kuzu, named after the meteor crater in Arizona. It contains three inner compartments with sliding doors. Since its launch in 2002, it has been one of the most popular items especially in the European market. Why not enjoy a fresh brewed morning coffee on this amazing masterpiece?

Wood coating	Size when it opens
Japanese Oak NF / WNF / MBR / DBR / GY / DGY / BL Walnut CW / DBR	<div><div>1830 (1460)</div><div>1515 (1230)</div><div>*The figures in the parentheses are sizes of Slide Table CR 100 x 100; 100 x 100 H</div></div>



① Walnut CW



② Japanese Oak NF

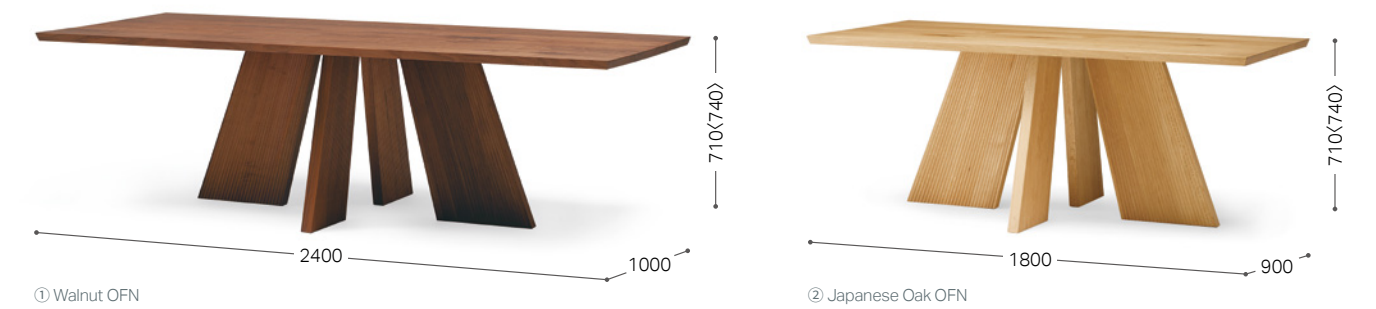
Item List		*Top board: slip-match for oak; book-match for walnut.							
Slide table CR 120 × 120 [Image ①]	w: 1200 d: 1200 h: 205	Japanese Oak							
	*Accessory: height adjusters								
Slide table CR 120 × 120 H [Image ②]	w: 1200 d: 1200 h: 300	Japanese Oak							
	*Accessory: height adjusters								
Slide table CR 100 × 100	w: 1000 d: 1000 h: 205	Japanese Oak							
	*Accessory: height adjusters								
Slide table CR 100 × 100 H	w: 1000 d: 1000 h: 300	Japanese Oak							
	*Accessory: height adjusters								



Outline

The table (especially the leg part when seen from the longitude direction of the table) looks like a samurai standing in full dress. Strong and innocent—the concept the designers put in this collection. The grooves of the leg part, expressing the folds of samurai attire, become deeper as they go down so that it looks more expanding and stable. The table is available in square or round shape, and the bench shows up more especially when more than one are lined up at a big hall.

Wood coating	Make-it-lower	Dovetail
Japanese Sen NF/WNF/MBR/DBR/GY/DGY/BL/OFN Japanese Elm NF/WNF/MBR/DBR/GY/DGY/BL/OFN Japanese Oak NF/WNF/MBR/DBR/GY/DGY/BL/OFN Walnut CW/DBR/OFN	Bench : 10mm 20mm 30mm 40mm Table : 10mm 20mm 30mm	Please contact for more details.  Dovetail



Item List		*The figures in the angle brackets express the height of H type. *Top board: random-match			
			without dovetail	with dovetail	
Solid Wood Table 240 × 100 Solid Wood Table 240 × 100 H [Image ①]	w: 2400 d: 1000 h: 710 (740) h2: 670 (700)	Japanese Sen			
		Japanese Elm			
		Japanese Oak			
		Walnut			
Solid Wood Table 210 × 95 Solid Wood Table 210 × 95 H	w: 2100 d: 950 h: 710 (740) h2: 670 (700)	Japanese Sen			
		Japanese Elm			
		Japanese Oak			
		Walnut			
Solid Wood Table 180 × 90 Solid Wood Table 180 × 90 H [Image ②]	w: 1800 d: 900 h: 710 (740) h2: 670 (700)	Japanese Sen			
		Japanese Elm			
		Japanese Oak			
		Walnut			
Solid Wood Table 160 × 90 Solid Wood Table 160 × 90 H	w: 1600 d: 900 h: 710 (740) h2: 670 (700)	Japanese Sen			
		Japanese Elm			
		Japanese Oak			
		Walnut			



Item List		*The figures in the angle brackets express the height of H type. *Top board: random-match			
			without dovetail	with dovetail	
Round Table 140 Round Table 140 H [Image ③]	dia: 1400 h: 710 (740) h2: 670 (700)	Japanese Sen			
		Japanese Elm			
		Japanese Oak			
		Walnut			
*Solid wood top *Accessory: height adjusters *Three dovetails if ordered					
Round Table 120 Round Table 120 H	dia: 1200 h: 710 (740) h2: 670 (700)	Japanese Sen			
		Japanese Elm			
		Japanese Oak			
		Walnut			
*Solid wood top *Accessory: height adjusters *Three dovetails if ordered					
Bench 240 Bench 240 H	w: 2400 d: 450 h: 420 (450)	Japanese Sen			
		Japanese Elm			
		Japanese Oak			
		Walnut			
*Solid wood seat (with vertical joints, except for walnut) *Five dovetails if ordered *See p.194 for more information on vertical joints.					
Bench 210 Bench 210 H	w: 2100 d: 450 h: 420 (450)	Japanese Sen			
		Japanese Elm			
		Japanese Oak			
		Walnut			
*Solid wood seat *Four dovetails if ordered					
Bench 180 Bench 180 H [Image ④]	w: 1800 d: 450 h: 420 (450)	Japanese Sen			
		Japanese Elm			
		Japanese Oak			
		Walnut			
*Solid wood seat *Four dovetails if ordered					
Bench 160 Bench 160 H	w: 1600 d: 450 h: 420 (450)	Japanese Sen			
		Japanese Elm			
		Japanese Oak			
		Walnut			
*Solid wood seat *Three dovetails if ordered					
Uzukuri Finish:		*this is an option to finish the solid table's top with a "floating " effect (excluding round tables.) This traditional Japanese technique enhances the natural grain of the solid wood, adding depth and a robust character. For more details, please contact the sales representative or store.			

FOLD

nendo Oki Sato / Japan

https://www.condehouseglobal.com/products/series/detail.php?series_id=27



Outline


A cabinet inspired by the concept of light and shadow. Each box is carefully crafted and mounted to each other. Designed by a Japanese designer group, nendo, Fold is made of oak and is recommended to be used as a partition in a spacious area.

Wood coating

Japanese Oak NF / WNF / MBR / DBR / GY / DGY / BL



① Japanese Oak NF



② Japanese Oak NF

Item List

Shelf 5-3	w: 1415 d: 490 h: 1855 *Accessory: height adjusters *The figures in the product names represent the number of rows and columns.	Japanese Oak
Shelf 5-2 [Image ①]	w: 950 d: 490 h: 1855 *Accessory: height adjusters *The figures in the product names represent the number of rows and columns.	Japanese Oak
Shelf 3-3 [Image ②]	w: 1415 d: 490 h: 1125 *Accessory: height adjusters *The figures in the product names represent the number of rows and columns.	Japanese Oak
Shelf 3-2	w: 950 d: 490 h: 1125 *Accessory: height adjusters *The figures in the product names represent the number of rows and columns.	Japanese Oak

FOUR

Jin Kuramoto / Japan

https://www.condehouseglobal.com/products/series/detail.php?series_id=132



Outline

● Chair
The life style of many people has changed faster since the COVID, and more and more people came to work at home. Accordingly, the required function of home chairs becomes wider. FOUR, this beautiful chair acts as an office chair, dining chair, relaxing place, and toy to play with kids.

● Desk
A space for work becomes required at home, an environment where food, clothing, and shelter were the mainstay. Accordingly, some issues to solve came up such as "functional requirements for size and storage capacity," "discomfort in coexisting with a relaxing space," and "noise generated by the presence of work in the home." The goal was to create a desk that would be functional for organizing documents and gadgets, yet harmonize with the other furniture in the living room and dining room, and look beautiful with the FOUR chair. The design feature is the fusion of the floating top panel, the straight lines of the back panel, and the organic curves of the legs. The FOUR desk, with its warm, natural materials, is a piece of furniture you will want to spend a lot of time with.

Wood coating	About FOUR	Frame colors
Japanese Ash WNF/MBR/BL *The legs of the desk are made of Japanese Birch (BL color)	FOUR is a series developed jointly by Actus Corporation and CondeHouse. 	 S-BL C-SL
Wheels and glides	About High Chair Footrests	
 S-BL (wheel) C-SL (wheel) S-BL (glide) C-SL (glide)	 S-BL (footrest) C-SL (footrest)	
Fabric and leather		
Fabric / leather available for chairs *These fabrics are available only for FOUR chairs.		
Fabric		
 Chalet FOG Chalet CHA Chalet CHO		
Leather		
 MG-GBE MG-LGY MG-KGY MG-CGY MG-BL BQ-BR BQ-BL		



⑤ Japanese Ash WNF



⑥ Japanese Ash BL



⑦ Japanese Ash MBR



Item List		*The figures in the parentheses are the maximum height.	
		Fabric	Leather
Chair [Image ①]	w: 790 d: 790 h: 780 (870) sh: 435 (525) ah: 655 (745) wt: 11.5 *Accessory: wheels; lifting and rocking mechanism Limit in fabric / leather	Japanese Ash: S-BL	
		Japanese Ash: C-SL	
Chair GL [Image ②]	w: 735 d: 735 h: 740 (830) sh: 395 (485) ah: 615 (705) wt: 11.0 *Accessory: wheels; lifting and rocking mechanism Limit in fabric / leather	Japanese Ash: S-BL	
		Japanese Ash: C-SL	
High Chair [Image ③]	w: 910 d: 910 h: 1065 (1220) sh: 720 (875) ah: 940 (1095) wt: 14.5 *Accessory: wheels; lifting and rocking mechanism Limit in fabric / leather	Japanese Ash: S-BL	
		Japanese Ash: C-SL	
High Chair GL [Image ④]	w: 855 d: 855 h: 1025 (1180) sh: 680 (835) ah: 900 (1055) wt: 14.0 *Accessory: wheels; lifting and rocking mechanism Limit in fabric / leather	Japanese Ash: S-BL	
		Japanese Ash: C-SL	

Item List		*The figures in the angle brackets express the height of H type. *Top board: random-match	
Desk160 Desk160 H [Image ⑤]	w: 1600 d: 565 h: 720 (740) h1: 700 (720) h2: 635 (655) wbl: 985 *Solid wood top *Accessory: height adjusters; wiring hole *Legs made of Japanese Birch (BL color)	Japanese Ash	
Desk140 Desk140 H [Image ⑥]	w: 1400 d: 565 h: 720 (740) h1: 700 (720) h2: 635 (655) wbl: 985 *Solid wood top *Accessory: height adjusters; wiring hole *Legs made of Japanese Birch (BL color)	Japanese Ash	
Desk120 Desk120 H [Image ⑦]	w: 1200 d: 565 h: 720 (740) h1: 700 (720) h2: 635 (655) wbl: 985 *Solid wood top *Accessory: height adjusters; wiring hole *Legs made of Japanese Birch (BL color)	Japanese Ash	



Outline

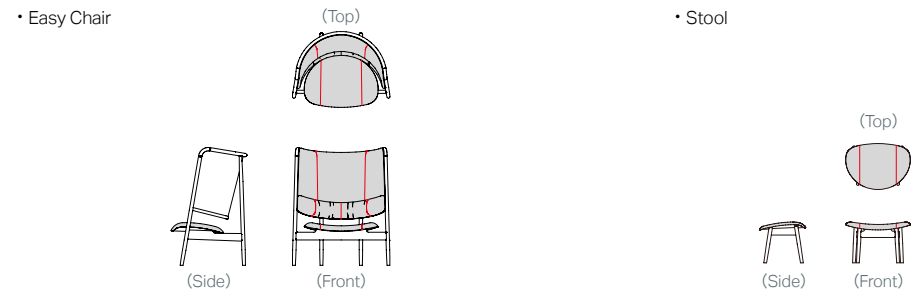
It's based on the design winning a prize in the International Furniture Design Competition in Asahikawa (IFDA) in 2021. What was highly evaluated as a future potential design is its concept: a personal comfortable place realized by the high surrounding backrest and wide seat. People can sit in a comfortable position without a concern for others. This chair makes it possible to make a personal space even in an office or café. A side table is added in the collection.

Wood coating	Fabric and leather	Make-it-lower
Japanese Ash NF / WNF / MBR / DBR / GY / DGY / BL	F3 Sultan、Maple F5 Camila L2 RK L4 GR ※ Easy Chair のみ	Chair、Stool : 10mm 20mm 30mm 40mm

Leather stitching

Stitch

Leather stitching is applied to the following:



Item List

		*Top board: random-match								
		F1	F2	F3	F4 / CL1	F5	L3	L4		
Easy Chair [Image ①]	w: 1000d: 775 h: 1210sh: 410	Japanese Ash								
		Limit in fabric / leather Leather stitching								
		F1	F2	F3	F4 / CL1	F5 / L2	L3	L4		
Stool [Image ②]	w: 660d: 470 h: 410sh: 395	Japanese Ash								
		Leather stitching								
Headrest [Image ③]	w: 430 h: 235 Weighted belt length: 455	Japanese Ash								
		*The headrest is movable.								
		F1	F2	F3	F4 / CL1	F5	L3	L4		
(as an example) Easy Chair+Headrest		Japanese Ash								
Power Strip for Easy Chair [Image ④]										
Round Side Table 51 [Image ⑤]										
Power Strip for Side Table [Image ⑥]										



BCTD

Michael Poulsen / Denmark

https://www.condehouseglobal.com/products/series/detail.php?series_id=8



Outline

Designed by a Danish designer, Michael C. Poulsen, BCTD was named after the concept of “Be Seated.” The barstool made of Japanese ash combines unique Danish design with wood processing techniques based on the Japanese craftsmanship. The saddle-like seat allows for comfort in any seating position.

Wood coating	Make-it-lower	Footstep Colors
Japanese Ash NF / WNF / MBR / DBR / GY / DGY / BL	High Stool: up to 150 mm in 10 mm increments	The footrest is made of steel with a powder-coated finish. <div><div>M-GY</div><div>S-GY</div><div>S-BL</div></div>



Japanese Ash NF RK-BL / L2 Footstep: S-GY

Item List

		F1	F2	F3	F4 / CL1	F5 / L2	L3	L4
High Stool	w: 450 d: 435 h: 805	Japanese Ash						
	sh: 790 wt: 4.5							
Three colors for available for the footstep								

Bedroom System bm

Bedroom System bm (22)

https://www.condehouseglobal.com/products/series/detail.php?series_id=15

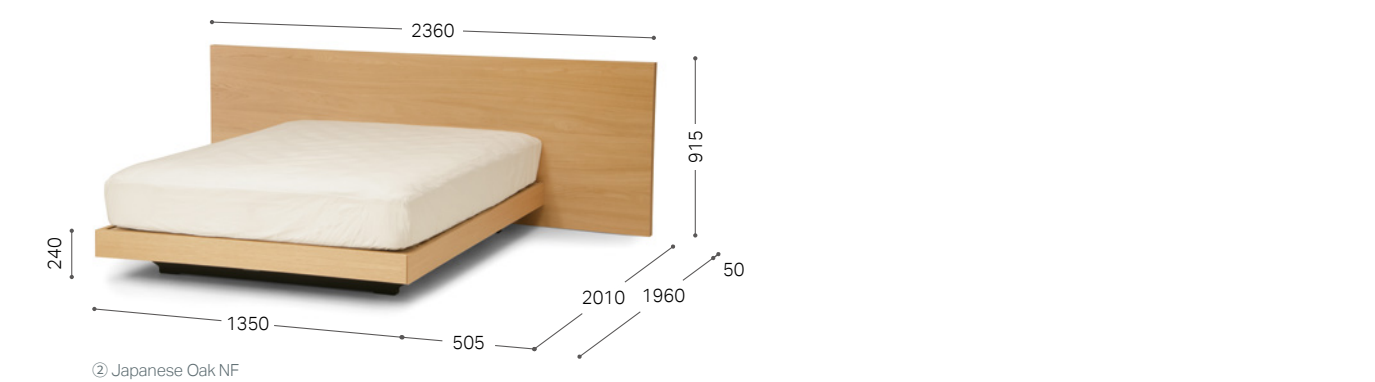



Outline

A series of modular furniture especially dedicated to making bed room interiors, well-combined with A+ series, our mudular combination cabinets. This high-quality series, together with our original mattress, aims to provide a perfect relaxation space and a good night sleep after a long day of work. Available in Japanese Oak, Japanese Ash, and Walnut.

Wood coating	Floor Boards
Japanese Ash NF / WNF / MBR / DBR / GY / DGY / BL Japanese Oak NF / WNF / MBR / DBR / GY / DGY / BL Walnut CW / DBR	<div>■ Floor Boards</div> <div>*Floor boards are made of paulownia with corrugated surface.</div> <div>*Splittable</div> <div></div>

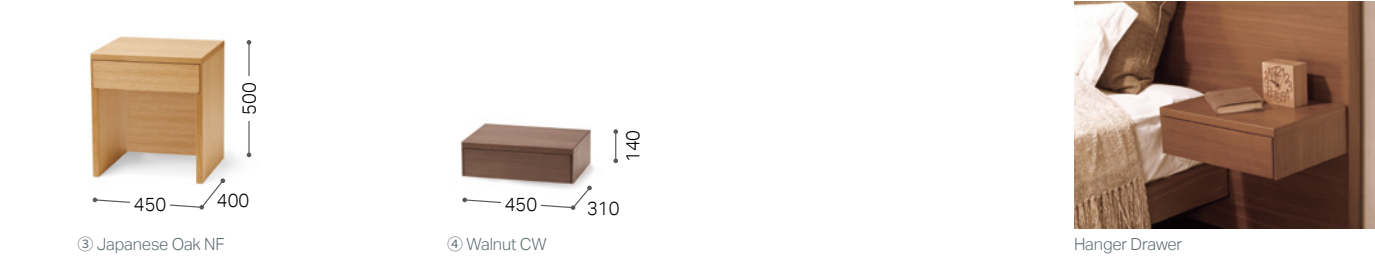




Item List	*he headboard design: the left side is longer for the "L" type, while the right side is longer for the "R" type.	*headboard: random-match
Bed Q M	w: 1640 d: 2010 h: 915 Clearance from the floor: 103 Frame w: 1550 d: 1960 h: 240 *The height of the head board can change by an increment of 15 mm from 795 to 915 mm at no Additional charge. *A set of a headboard, bed frame, and floor boards *A mattress is not included.	<div>Japanese Ash</div> <div>Japanese Oak</div> <div>Walnut</div>
Bed Q H [Image ①]	w: 1640 d: 2010 h: 1065 Clearance from the floor: 103 Frame w: 1550 d: 1960 h: 240 *The height of the head board can change by an increment of 15 mm from 945 to 1065 mm at no Additional charge. *A set of a headboard, bed frame, and floor boards *A mattress is not included.	<div>Japanese Ash</div> <div>Japanese Oak</div> <div>Walnut</div>
Bed Q with a drawer on one sideL (R) M	w: 2100 d: 2010 h: 915 Clearance from the floor: 103 Frame w: 1550 d: 1960 h: 240 *The height of the head board can change by an increment of 15 mm from 795 to 915 mm at no Additional charge. *A set of a headboard, bed frame, and floor boards *A mattress is not included.	<div>Japanese Ash</div> <div>Japanese Oak</div> <div>Walnut</div>
Bed Q with a drawer on one sideL (R) H	w: 2100 d: 2010 h: 1065 Clearance from the floor: 103 Frame w: 1550 d: 1960 h: 240 *The height of the head board can change by an increment of 15 mm from 945 to 1065 mm at no Additional charge. *A set of a headboard, bed frame, and floor boards *A mattress is not included.	<div>Japanese Ash</div> <div>Japanese Oak</div> <div>Walnut</div>
Bed Q with drawers on both sides M	w: 2560 d: 2010 h: 915 Clearance from the floor: 103 Frame w: 1550 d: 1960 h: 240 *The height of the head board can change by an increment of 15 mm from 795 to 915 mm at no Additional charge. *A set of a headboard, bed frame, and floor boards *A mattress is not included.	<div>Japanese Ash</div> <div>Japanese Oak</div> <div>Walnut</div>
Bed Q with drawers on both sidesH	w: 2560 d: 2010 h: 1065 Clearance from the floor: 103 Frame w: 1550 d: 1960 h: 240 *The height of the head board can change by an increment of 15 mm from 945 to 1065 mm at no Additional charge. *A set of a headboard, bed frame, and floor boards *A mattress is not included.	<div>Japanese Ash</div> <div>Japanese Oak</div> <div>Walnut</div>

Item List	*he headboard design: the left side is longer for the "L" type, while the right side is longer for the "R" type.	*headboard: random-match
Bed D M	w: 1440 d: 2010 h: 915 Clearance from the floor: 103 Frame w: 1350 d: 1960 h: 240 *The height of the head board can change by an increment of 15 mm from 795 to 915 mm at no Additional charge. *A set of a headboard, bed frame, and floor boards *A mattress is not included.	<div>Japanese Ash</div> <div>Japanese Oak</div> <div>Walnut</div>
Bed D H	w: 1440 d: 2010 h: 1065 Clearance from the floor: 103 Frame w: 1350 d: 1960 h: 240 *The height of the head board can change by an increment of 15 mm from 945 to 1065 mm at no Additional charge. *A set of a headboard, bed frame, and floor boards *A mattress is not included.	<div>Japanese Ash</div> <div>Japanese Oak</div> <div>Walnut</div>
Bed D with a drawer on one sideL (R) M	w: 1900 d: 2010 h: 915 Clearance from the floor: 103 Frame w: 1350 d: 1960 h: 240 *The height of the head board can change by an increment of 15 mm from 795 to 915 mm at no Additional charge. *A set of a headboard, bed frame, and floor boards *A mattress is not included.	<div>Japanese Ash</div> <div>Japanese Oak</div> <div>Walnut</div>
Bed D with a drawer on one sideL (R) H	w: 1900 d: 2010 h: 1065 Clearance from the floor: 103 Frame w: 1350 d: 1960 h: 240 *The height of the head board can change by an increment of 15 mm from 945 to 1065 mm at no Additional charge. *A set of a headboard, bed frame, and floor boards *A mattress is not included.	<div>Japanese Ash</div> <div>Japanese Oak</div> <div>Walnut</div>
Bed D with drawers on both sides M [Image ②]	w: 2360 d: 2010 h: 915 Clearance from the floor: 103 Frame w: 1350 d: 1960 h: 240 *The height of the head board can change by an increment of 15 mm from 795 to 915 mm at no Additional charge. *A set of a headboard, bed frame, and floor boards *A mattress is not included.	<div>Japanese Ash</div> <div>Japanese Oak</div> <div>Walnut</div>
Bed D with drawers on both sidesH	w: 2360 d: 2010 h: 1065 Clearance from the floor: 103 Frame w: 1350 d: 1960 h: 240 *The height of the head board can change by an increment of 15 mm from 945 to 1065 mm at no Additional charge. *A set of a headboard, bed frame, and floor boards *A mattress is not included.	<div>Japanese Ash</div> <div>Japanese Oak</div> <div>Walnut</div>

Item List		*he headboard design: the left side is longer for the "L" type, while the right side is longer for the "R" type.	*headboard: random-match
Bed SD M	w: 1240 d: 2010 h: 915 Frame w: 1150 d: 1960 h: 240	<div><div>Japanese Ash</div><div></div></div>	<div><div></div><div></div></div>
	<div>*The height of the head board can change by an increment of 15 mm from 795 to 915 mm at no Additional charge. *A set of a headboard, bed frame, and floor boards *A mattress is not included.</div>	<div><div>Japanese Oak</div><div></div></div>	<div><div></div><div></div></div>
Bed SD H	w: 1240 d: 2010 h: 1065 Frame w: 1150 d: 1960 h: 240	<div><div>Japanese Ash</div><div></div></div>	<div><div></div><div></div></div>
	<div>*The height of the head board can change by an increment of 15 mm from 945 to 1065 mm at no Additional charge. *A set of a headboard, bed frame, and floor boards *A mattress is not included.</div>	<div><div>Japanese Oak</div><div></div></div>	<div><div></div><div></div></div>
Bed SD with a drawer on one sideL (R) M	w: 1700 d: 2010 h: 915 Frame w: 1150 d: 1960 h: 240	<div><div>Japanese Ash</div><div></div></div>	<div><div></div><div></div></div>
	<div>*The height of the head board can change by an increment of 15 mm from 795 to 915 mm at no Additional charge. *A set of a headboard, bed frame, and floor boards *A mattress is not included.</div>	<div><div>Japanese Oak</div><div></div></div>	<div><div></div><div></div></div>
Bed SDwith a drawer on one sideL (R) H	w: 1700 d: 2010 h: 1065 Frame w: 1150 d: 1960 h: 240	<div><div>Japanese Ash</div><div></div></div>	<div><div></div><div></div></div>
	<div>*The height of the head board can change by an increment of 15 mm from 945 to 1065 mm at no Additional charge. *A set of a headboard, bed frame, and floor boards *A mattress is not included.</div>	<div><div>Japanese Oak</div><div></div></div>	<div><div></div><div></div></div>
Bed S M	w: 1040 d: 2010 h: 915 Frame w: 950 d: 1960 h: 240	<div><div>Japanese Ash</div><div></div></div>	<div><div></div><div></div></div>
	<div>*The height of the head board can change by an increment of 15 mm from 795 to 915 mm at no Additional charge. *A set of a headboard, bed frame, and floor boards *A mattress is not included.</div>	<div><div>Japanese Oak</div><div></div></div>	<div><div></div><div></div></div>
Bed S H	w: 1040 d: 2010 h: 1065 Frame w: 950 d: 1960 h: 240	<div><div>Japanese Ash</div><div></div></div>	<div><div></div><div></div></div>
	<div>*The height of the head board can change by an increment of 15 mm from 945 to 1065 mm at no Additional charge. *A set of a headboard, bed frame, and floor boards *A mattress is not included.</div>	<div><div>Japanese Oak</div><div></div></div>	<div><div></div><div></div></div>
Bed S with a drawer on one sideL (R) M	w: 1500 d: 2010 h: 915 Frame w: 950 d: 1960 h: 240	<div><div>Japanese Ash</div><div></div></div>	<div><div></div><div></div></div>
	<div>*The height of the head board can change by an increment of 15 mm from 795 to 915 mm at no Additional charge. *A set of a headboard, bed frame, and floor boards *A mattress is not included.</div>	<div><div>Japanese Oak</div><div></div></div>	<div><div></div><div></div></div>
Bed S with a drawer on one sideL (R) H	w: 1500 d: 2010 h: 1065 Frame w: 950 d: 1960 h: 240	<div><div>Japanese Ash</div><div></div></div>	<div><div></div><div></div></div>
	<div>*The height of the head board can change by an increment of 15 mm from 945 to 1065 mm at no Additional charge. *A set of a headboard, bed frame, and floor boards *A mattress is not included.</div>	<div><div>Japanese Oak</div><div></div></div>	<div><div></div><div></div></div>



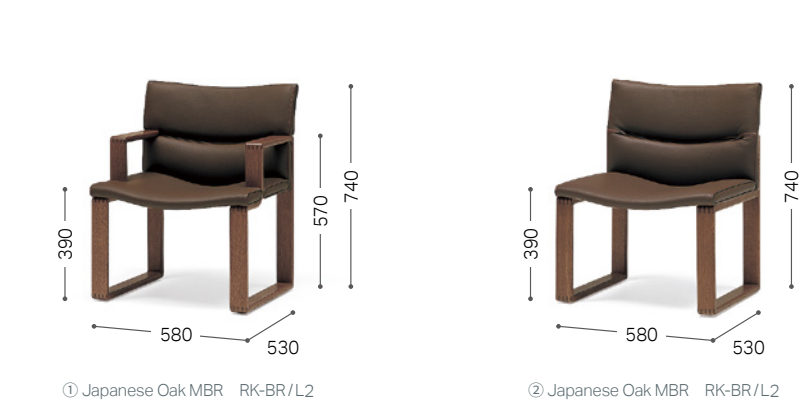
Item List			
Night Stand 45 × 40 [Image ③]	w: 450 d: 400 h: 500	<div><div>Japanese Ash</div><div></div></div>	<div><div></div><div></div></div>
	<div>*The backside is also veneered. *Accessory: height adjusters only in the front side</div>	<div><div>Japanese Oak</div><div></div></div>	<div><div></div><div></div></div>
Hanger Drawer 45 × 31 [Image ④]	w: 450 d: 310 h: 140	<div><div>Japanese Ash</div><div></div></div>	<div><div></div><div></div></div>
	<div>*Please contact for more details.</div>	<div><div>Japanese Oak</div><div></div></div>	<div><div></div><div></div></div>
		<div><div>Walnut</div><div></div></div>	<div><div></div><div></div></div>

Minoru Nagahara (1935-2015) / Japan

Outline

The dining set from Bols collection consists of a chair and table. The dining chair contains a wider back than other dining collections, providing a relaxed feeling even while dining.

Wood coating	Leather stitching <div>Stitch</div>
Japanese Oak NF / WNF / MBR / DBR / GY / DGY / BL	<div>Leather stitching is applied to the following:</div> <div><div><div>• Armchair</div><div>• Side Chair</div><div>[The drawing for Armchair]</div></div><div><div>(Top)</div><div>(Side)</div><div>(Front)</div><div>(Back)</div></div></div>



Item List									
		F1	F2	F3	F4 / CL1	F5 / L2	L3	L4	
Armchair [Image ①]	w: 580 d: 530 h: 740 sh: 390 ah: 570 wt: 9.0	Japanese Oak							
		Leather stitching							
Side Chair [Image ②]	w: 580 d: 530 h: 740 sh: 390 wt: 8.5	Japanese Oak							
		Leather stitching							

Minoru Nagahara (1935-2015) / Japan

Outline

Launched in 1980, Bols sofa immediately became a big hit in the Japanese market. The sofa itself comes with wide arms that can be used as a side table, and with an extra seat cushion that sticks out for back support.

Wood coating	Leather stitching <div>Stitch</div>
Japanese Oak NF / WNF / MBR / DBR / GY / DGY / BL	<div>Leather stitching is applied to the following:</div> <div><div><div>• 3P Sofa</div><div>• 2P Sofa</div><div>[The drawing for 3P Sofa]</div></div><div><div>(Top)</div><div>(Side)</div><div>(Front)</div><div>(Back)</div></div><div><div>• Armchair</div></div><div><div>(Top)</div><div>(Side)</div><div>(Front)</div><div>(Back)</div></div></div>



Item List									
		F1	F2	F3	F4 / CL1	F5 / L2	L3	L4	
3PSofa [Image ①]	w: 2390 d: 840 h: 660 sh: 370 ah: 430	Japanese Oak							
		*Solid wood armrest Leather stitching							
2PSofa	w: 1790 d: 840 h: 660 sh: 370 ah: 430	Japanese Oak							
		*Solid wood armrest Leather stitching							
Armchair [Image ②]	w: 965 d: 840 h: 660 sh: 370 ah: 430	Japanese Oak							
		*Solid wood armrest Leather stitching							
Stool [Image ③]	w: 800 d: 600 h: 370	Japanese Oak							



Outline

Mom collection extension tables extend 500 mm, made to be simple and beautiful to fit all kinds of scenarios. It's available in Japanese elm, Japanese ash, Japanese cherry, Japanese oak, and walnut, in all CondeHouse original colors.

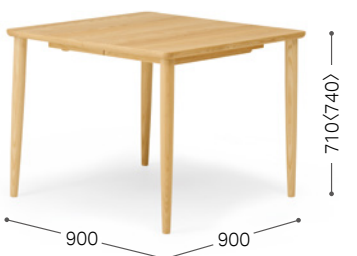
Wood coating	Make-it-lower
Japanese Elm NF / WNF / MBR / DBR / GY / DGY / BL Japanese Ash NF / WNF / MBR / DBR / GY / DGY / BL Japanese Cherry NF / WNF / MBR / DBR / GY / DGY / BL Japanese Oak NF / WNF / MBR / DBR / GY / DGY / BL Walnut CW / DBR	Table : 10mm 20mm 30mm



① Japanese Oak WNF



② Japanese Ash GY



③ Japanese Ash NF



The top board is extendable.



The top board is extendable.



④ Japanese Ash NF


Item List	*The figures in the parentheses are sizes at the time of extension; ones in the angle brackets express the height of H type. *Top board: random-match	
EXTable 120 EXTable 120 H [Image ①]	dia: 1200 (w: 1700 d: 1200) h: 710 (740) h1: 680 (710) h2: 620 (650) wbl: 720 (1220)	Japanese Elm Japanese Ash Japanese Cherry Japanese Oak Walnut
EXTable 105 EXTable 105 H [Image ②]	dia: 1050 (w: 1550 d: 1050) h: 710 (740) h1: 680 (710) h2: 620 (650) wbl: 650 (1150)	Japanese Elm Japanese Ash Japanese Cherry Japanese Oak Walnut
EXTable 90 × 90 EXTable 90 × 90 H [Image ③]	w: 900 (1400) d: 900 h: 710 (740) h1: 680 (710) h2: 620 (650) wbl: 740 (1240)	Japanese Elm Japanese Ash Japanese Cherry Japanese Oak Walnut
Round Table 120 Round Table 120 H [Image ④]	dia: 1200 h: 710 (740) h1: 680 (710) h3: 635 (665) wbl: 720	Japanese Elm Japanese Ash Japanese Cherry Japanese Oak Walnut
*Accessory: cross beams		
Round Table 105 Round Table 105 H	dia: 1050 h: 710 (740) h1: 680 (710) h3: 635 (665) wbl: 610	Japanese Elm Japanese Ash Japanese Cherry Japanese Oak Walnut
*Accessory: cross beams		

Outline

An extension table that doesn't look that way because it's extended on the edge. The two additional tabletops stored under the main tabletop allow the table to extend twice up to 2500 mm (in case of the original size of 1600 mm) to accommodate more people. It has been widely used in many different scenarios since 2009.

Wood coating	Make-it-lower
Japanese Ash NF / WNF / MBR / DBR / GY / DGY / BL	Table : 10mm 20mm 30mm



Item List		*The figures in the parentheses are sizes at the time of extension; ones in the angle brackets express the height of H type. *Top boards: book-match	
EXTable 160 × 90	w: 1600 (2050/2500) d: 900 h: 710 <740>		
EXTable 160 × 90 H	h2: 620 <650> wbl: 1450 (1900/2350)		
*Accessory: height adjusters for the extendable-side legs			
EXTable 140 × 90	w: 1400 (1850/2300) d: 900 h: 710 <740>		
EXTable 140 × 90 H	h2: 620 <650> wbl: 1250 (1700/2150)		
[Image]	*Accessory: height adjusters for the extendable-side legs		

Outline

The "YON" round table boasts a rich wooden texture and a lightweight leg design. Its unique cross-brace structure provides stability while offering ample legroom. Designer Michael Schneider highlights the precision of Japanese woodworking technique, which combines strength with beauty. Available in four types of Hokkaido wood, YON tables coordinate seamlessly with a variety of chairs, enhancing the overall style of dining spaces.

Wood coating	Make-it-lower
Japanese Elm NF / WNF / MBR / DBR / GY / DGY / BL Japanese Ash NF / WNF / MBR / DBR / GY / DGY / BL Japanese Cherry NF / WNF / MBR / DBR / GY / DGY / BL Japanese BirchNF / WNF / MBR / DBR / GY / DGY / BL	Table : 10mm 20mm 30mm



Item List		*The figures in the angle brackets express the height of H type. *Top board: random-match	
Round Table 120 Round Table 120 H [Image ①]	dia: 1200 h: 710 <740> h1: 680 <710>	<div><div>Japanese Elm</div><div>Japanese Ash</div><div>Japanese Cherry</div><div>Japanese Birch</div></div>	
	*Accessory: height adjusters		
Round Table 110 Round Table 110 H	dia: 1100 h: 710 <740> h1: 680 <710>	<div><div>Japanese Elm</div><div>Japanese Ash</div><div>Japanese Cherry</div><div>Japanese Birch</div></div>	
	*Accessory: height adjusters		
Round Table 100 Round Table 100 H [Image ②]	dia: 1000 h: 710 <740> h1: 680 <710>	<div><div>Japanese Elm</div><div>Japanese Ash</div><div>Japanese Cherry</div><div>Japanese Birch</div></div>	
	*Accessory: height adjusters		
Round Table 90 Round Table 90 H	dia: 900 h: 710 <740> h1: 680 <710>	<div><div>Japanese Elm</div><div>Japanese Ash</div><div>Japanese Cherry</div><div>Japanese Birch</div></div>	
	*Accessory: height adjusters		



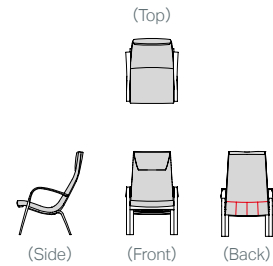
Outline

Linus collection is another masterpiece designed by Sture Eng. The high-back lounge chair is designed to fully support your back, enabling you to relax to the fullest. Since its launch in 2007, it has been one of the most popular living room chairs among our lounge chairs.

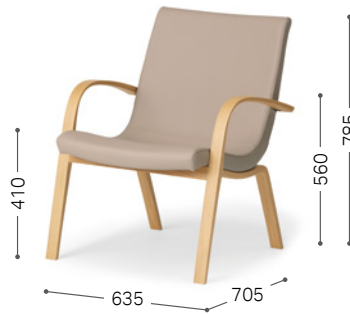
Wood coating	Fabric and leather	Make-it-lower
Japanese Oak NF / WNF / MBR / DBR / GY / DGY / BL Walnut CW / DBR	F5 Camila ※ Highback Chair、Lowback Chair のみ	Chair、Stool : 10mm 20mm 30mm 40mm
Leather stitching	Stitch 	

Leather stitching is applied to the following:

- Highback Chair
 - Lowback Chair
- [The drawing for Highback Chair]



① Japanese Oak NF Linova OR / F3



② Japanese Oak NF MG-LGY / L3



③ Japanese Oak GY Blend LGY / F2

Item List									
		F1	F2	F3	F4 / CL1	F5 / L2	L3	L4	
Highback Chair [Image ①]	w: 620 d: 770 h: 990 sh: 390 ah: 560	Japanese Oak							
		Walnut							
		Limit in fabric / leather Leather stitching							
Lowback Chair [Image ②]	w: 635 d: 705 h: 785 sh: 410 ah: 560	Japanese Oak							
		Walnut							
		Limit in fabric / leather Leather stitching							
Stool [Image ③]	w: 520 d: 410 h: 380	Japanese Oak							
		Walnut							



Outline

Designed by Italy-based Toshiyuki Yoshino, "LAGOOSE" invites users with its statement shell design crafted from Hokkaido wood. The name "GOOSE" references the designer's vision of furniture that "floats lightly in space", similar to the bird's body lifted off the ground by its feet. Available in high-back and low-back variations, the collection emphasizes comfort with thoughtful details like reclining headrests and soft cushioning.

- High Back Chair
Designed with a lower seat position, this chair allows the entire upper body to recline comfortably. The adjustable headrest can be tilted while seated, with a particular focus on the angle of recline for optimal relaxation. When paired with a stool, the chair offers an even greater level of comfort. Designer Toshiyuki Yoshino describes the ideal experience as "sitting down and, before you know it, dozing off." Perfect for watching TV, taking a break in the study, or other relaxing moments, this chair provides a unique sense of comfort distinct from that of a sofa.
- Low Back Chair
Ideal for socializing or engaging in thoughtful conversation, this chair is designed to make these moments more enjoyable. With a broad, plush seat that prioritizes comfort, the lightweight design ensures it doesn't feel heavy. Its armless, airy frame offers flexibility, allowing users to comfortably rest their arms or adjust their posture with ease. Designer Yoshino confidently states, "No matter how you sit, you'll look stylish." Paired with a table, it fits beautifully in hotel lounges or business settings. In living rooms, it complements sofas as a well-balanced and aesthetically pleasing addition.

Wood coating	Fabric and leather
Japanese Ash NF / WNF / MBR / DBR / GY / DGY / BL	Fabric / leather unavailable for Highback Chair and Lowback Chair F5 Camila CL1 MR L2 RK L4 GR



① Japanese Ash DGY MG-GBE / L3



② Japanese Ash MBR Blend LBE / F2








③ Japanese Ash DGY MG-GBE / L3



④ Japanese Ash WNF

Item List		*Top board: random-match							
		F1	F2	F3	F4	F5	L3	L4	
Highback Chair [Image ①]	w: 830 d: 1010-860 h: 975-1020 sh: 395	Japanese Ash							
	Limit in fabric / leather		*the angle of the headrest can be adjusted in 2° increments across 15 levels.						
Lowback Chair [Image ②]	w: 815 d: 780 h: 795 sh: 405	Japanese Ash							
	Limit in fabric / leather								
		F1	F2	F3	F4 / CL1	F5 / L2	L3	L4	
Stool [Image ③]	w: 700 d: 510 h: 390 sh: 365	Japanese Ash							
Table 82 × 51 [Image ④]	w: 825 d: 515 h: 345	*Solid wood top					Japanese Ash		

Noboru Nakamura (1938-2023) / Japan

Outline		
Lavender is a fusion of Japanese wood crafting skills and European modern design. Designed by Noboru Nakamura, it consists of a cushion that covers the whole back, providing comfort from top to bottom. It's a chair that matches well widely with CondeHouse desks and tables.		
Wood coating	Make-it-lower	Leather stitching <div>Stitch </div>
Japanese Oak NF / WNF / MBR / DBR / GY / DGY / BL	Chair : <div>10mm</div> <div>20mm</div> <div>30mm</div> <div>40mm</div> *Excluding R type	Leather stitching is applied to the following: <div><ul style="list-style-type: none">• Armchair• Side Chair• Armchair (S)• Side Chair (S)• Armchair (R type)• Side Chair (R type)<div>[The drawing for Armchair]<div> (Side) (Front) (Back)<div>(Top)</div></div></div></div>



① Japanese Oak NF BQ-BR/L3



③ Japanese Oak NF MG-CGY/L3



⑤ Japanese Oak MBR Jan GY/F2



② Japanese Oak NF Jan GY/F2



④ Japanese Oak NF MG-CGY/L3








⑥ Japanese Oak NF MG-KGY/L3

Item List		*The figures in the parentheses are the maximum height.							
		F1	F2	F3	F4 / CL1	F5 / L2	L3	L4	
Armchair [Image ①] Leather stitching	w: 600 d: 580 h: 805 sh: 455 ah: 620 wt: 8.5	Japanese Oak							
Side Chair [Image ②] Leather stitching	w: 540 d: 580 h: 805 sh: 455 wt: 7.0	Japanese Oak							
Armchair (S) [Image ③] Leather stitching	w: 560 d: 580 h: 805 sh: 455 ah: 620 wt: 8.0	Japanese Oak							
Side Chair (S) [Image ④] Leather stitching	w: 500 d: 580 h: 805 sh: 455 wt: 6.5	Japanese Oak							
Armchair (R type) [Image ⑤] *Accessory: wheels; lifting and rocking mechanism Leather stitching	w: 690 d: 670 h: 765 (855) sh: 405 (495) ah: 575 (665) wt: 14.0	Japanese Oak							
Side Chair (R type) [Image ⑥] *Accessory: wheels; lifting and rocking mechanism Leather stitching	w: 690 d: 670 h: 765 (855) sh: 405 (495) wt: 13.5	Japanese Oak							

RUNT OM

Sture Eng / Sweden

Outline		
Designed by a Swedish designer, Sture Eng, Runt Om is one of the most popular chairs made by CondeHouse. Since the launch 50 years ago, this light and stackable chair has been redesigned several times to reach its full potential, and consequently still used widely in residences and public facilities.		
Wood coating	Make-it-lower	Leather stitching <div>Stitch </div>
Japanese Elm NF / WNF / MBR / DBR / GY / DGY / BL Japanese Ash NF / WNF / MBR / DBR / GY / DGY / BL Japanese Cherry NF / WNF / MBR / DBR / GY / DGY / BL Japanese Oak NF / WNF / MBR / DBR / GY / DGY / BL Walnut CW / DBR ※ *OFN is available for Chair (Solid wood seat) and Stool (Solid wood seat).	Chair : <div>10mm</div> <div>20mm</div> <div>30mm</div> <div>40mm</div>	<div>You can make it no-stitching with Additional charge. Leather stitching is applied to the following:</div> <div><div>• Chair (Upholstered Seat) Chair H (Upholstered Seat)</div><div>• Stool (Upholstered Seat) Stool H (Upholstered Seat) [The drawing for Chair (Upholstered Seat)]</div><div>Additional charge </div><div><div> (Side)</div><div> (Front)</div><div> (Top)</div></div></div>

































Item List		*The figures in the angle brackets express the height of H type.						
		F1	F2	F3	F4 / CL1	F5 / L2	L3	L4
Chair (Upholstered Seat) Chair H (Upholstered Seat) [Image ①]	w: 555 d: 475 h: 740 <760> sh: 435 <455> ah: 670 <690> wt: 4.5	Japanese Elm						
		Japanese Ash Japanese Cherry						
		Japanese Oak						
		Walnut						
		*Stackable up to 4 Leather stitching						
Chair (Wooden Seat) Chair H (Wooden Seat) [Image ②]	w: 555 d: 475 h: 740 <760> sh: 420 <440> ah: 670 <690> wt: 4.0	Japanese Elm						
		Japanese Ash Japanese Cherry						
		Japanese Oak						
		Walnut						
		*Stackable up to 4						
Chair (Solid Wood Seat) Chair H (Solid Wood Seat) [Image ③]	w: 555 d: 475 h: 740 <760> sh: 425 <445> ah: 670 <690> wt: 6.0	Japanese Elm						
		Japanese Ash Japanese Cherry						
		Japanese Oak						
		Walnut						
		*Solid wood seat *Stackable up to 4						
Stool (Upholstered Seat) Stool H (Upholstered Seat) [Image ④]	w: 410 d: 410 h: 435 <455> wt: 3.5	Japanese Elm						
		Japanese Ash Japanese Cherry						
		Japanese Oak						
		Walnut						
		*Stackable up to 4 Leather stitching						
Stool (Wooden Seat) Stool H (Wooden Seat) [Image ⑤]	w: 410 d: 410 h: 425 <445> sh: 420 <440> wt: 3.0	Japanese Elm						
		Japanese Ash Japanese Cherry						
		Japanese Oak						
		Walnut						
		*Stackable up to 4						
Stool (Solid Wood Seat) Stool H (Solid Wood Seat) [Image ⑥]	w: 410 d: 410 h: 425 <445> wt: 4.5	Japanese Elm						
		Japanese Ash Japanese Cherry						
		Japanese Oak						
		Walnut						
		*Solid wood seat *Stackable up to 4						

RIKI | Riki Rocker

Riki Watanabe (1911~2013) / Japan

Outline	
Riki Rocker is a Japanese style rocking chair created by the legendary Japanese designer, Riki Watanabe. The drawing proposed by Riki Watanabe had the perfect balance in just one go. The chair is designed to be lower than regular rockers and is paired with a thick seat cushion. It's a fine quality rocker that is perfect for nursing.	
Wood coating	Make-it-lower
Japanese Oak NF / WNF / MBR / DBR / GY / DGY / BL	Stool : 10mm 20mm 30mm 40mm



Item List								
		F1	F2	F3	F4 / CL1	F5 / L2	L3	L4
Riki Rocker 	w: 685 d: 755 h: 1050 sh: 360 ah: 560	Japanese Oak 						
Cushion (Head and Back) for Riki Rocker)								
(as an example) Riki Rocker with Cushion (Head and Back) [Image ①]		Japanese Oak 						
Riki Rocker Stool [Image ②] 	w: 540 d: 380 h: 410	Japanese Oak 						

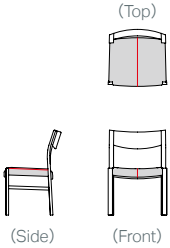


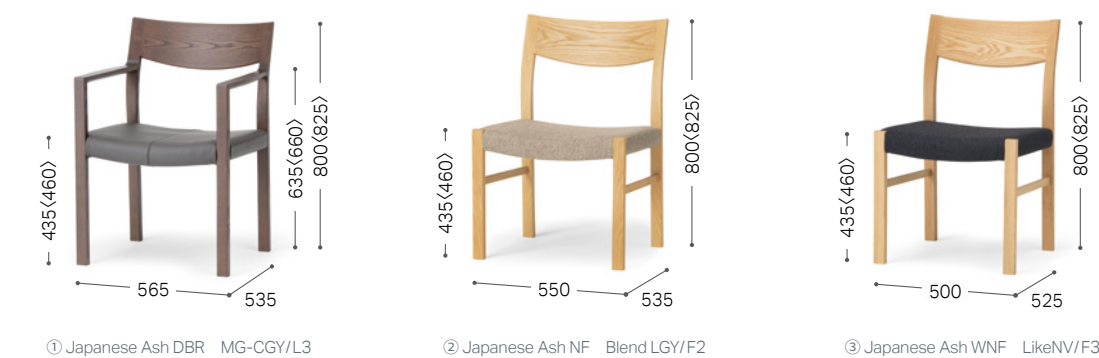
LEGGERO | Leggero Dining

Yoshimitsu Asakura / Japan

Outline		
Designed by Yoshimitsu Asakura. The beautiful wood grain on the back of the chair is what Leggero represents. It's made of Japanese ash, and the seat cover is detachable for easier maintenance.		
Wood coating	Make-it-lower	Covering Seat
Japanese Ash NF / WNF / MBR / DBR / GY / DGY / BL	Chair : 10mm 20mm 30mm 40mm	The seat upholstery is removable for easy maintenance.



Leather stitching	Stitch	
You can make it no-stitching with Additional charge. Leather stitching is applied to the following:		
• Armchair Armchair H • Side Chair Side Chair H • Side Chair (S) Side Chair (S) H • Cover [The drawing for Side Chair]		Additional charge 



Item List			* The figures in the angle brackets express the height of H type.						
			F1	F2	F3	F4 / CL1	F5 / L2	L3	L4
Armchair Armchair H [Image ①]	w: 565 d: 535 h: 800 (825) sh: 435 (460) ah: 635 (660) wt: 5.0	Japanese Ash							
		Only covering seat							
Leather stitching Covering seat									
Side Chair Side Chair H [Image ②]	w: 550 d: 535 h: 800 (825) sh: 435 (460) wt: 4.5	Japanese Ash							
		Only covering seat							
Leather stitching Covering seat									
Side Chair (S) Side Chair (S) H [Image ③]	w: 500 d: 525 h: 800 (825) sh: 435 (460) wt: 4.5	Japanese Ash							
		Only covering seat							
Leather stitching Covering seat									



Outline

CondeHouse's original accessory collection is here to make your life more relaxed and comfortable. K-type cushions are designed by a Hokkaido-born designer, Kajihara Kanako, based on Japanese flowers.

The special fabrics for Cushion K


The special fabrics for Cushion K are selected from the collection of Kanako Kajihara, a textile designer from Hokkaido. The three fabrics are suggestive of Hokkaido nature, and unique especially in three-dimensional texture developed by the printing and heatshrinking process. You can combine two different fabrics.



*These fabrics are available only for Cushion K.
*Dry-cleanable
*Please contact for pattern arrangement.
*White cloth is put in between the fabrics for design.

Microfiber cushion

Microfiber allows deep laid-back but is less subject to deformation.



Item List		
Cushion K 65 × 50 [Image ①]	650 × 500 *Upholstered only with the special fabric (see below for more details) *Microfiber cushion	
Cushion K 45 × 45 [Image ②]	450 × 450 *Upholstered only with the special fabric (see below for more details) *Microfiber cushion	
Cushion K 50 × 30 [Image ③]	500 × 300 *Upholstered only with the special fabric (see below for more details) *Microfiber cushion	

ACCESSORY COLLECTION

https://www.condehouseglobal.com/products/series/detail.php?series_id=1



Item List		F1	F2	F3	F4 / CL1	F5 / L2	L3	L4
Cushion C 65 × 50 [Image ④]	650 × 500							
		*The fabric patterns of the front and back run across. *Microfiber cushion						
Cushion C 45 × 45 [Image ⑤]	450 × 450							
		*The fabric patterns of the front and back run across. *Microfiber cushion						
Cushion C 50 × 30 [Image ⑥]	500 × 300							
		*The fabric patterns of the front and back run across. *Microfiber cushion						
Cushion 50 [Image ⑦]	500 × 500							
		*Microfiber cushion						
Cushion 45 [Image ⑧]	450 × 450							
		*Microfiber cushion						
Cushion 35 [Image ⑨]	350 × 350							
		*Microfiber cushion						
Leather Cushion (a) 40 角 [Image ⑩]	400 × 400	*Microfiber cushion *Leather only.						
Leather Cushion (a) 30 角 [Image ⑪]	300 × 300	*Microfiber cushion *Leather only.						
Leather Cushion 40 角 [Image ⑫]	400 × 400	*Shredded urethane cushion *Leather only.						
Leather Cushion 80 [Image ⑬]	φ 800	*Shredded urethane cushion *Leather only.						
Leather Cushion 45 [Image ⑭]	φ 450	*Shredded urethane cushion *Leather only.						
Roll Cushion [Image ⑮]	480 × 180							
		*Microfiber cushion						
Round Seat Leather Cushion 41 [Image ⑯]	φ 410	*Leather only.						
Round Seat Leather Cushion B 41 [Image ⑰]	φ 410							
Round Seat Leather CushionC 41 [Image ⑱]	φ 410							

M COLLECTION

https://www.condehouseglobal.com/products/series/detail.php?series_id=121



Outline

M Collection is commercializing the grand prize winning item of the International Furniture Design Competition in Asahikawa, full of unique Japanese beauty concepts. CondeHouse original colors are available for you to mix and match with other furniture collection.

Wood coating

Japanese Ash NF / WNF / MBR / DBR / GY / DGY / BL

M COLLECTION

M collection is the items made by WOW, and made of Japanese ash in CondeHouse standard colors.

WOW (In 2022, the company name is changed from MÖBEL TOKO)

An Asahikawa-based furniture manufacturer with a long experience to make modular cabinets and other items wining IFDA awards.

https://wow.jpn.com



① Japanese Ash WNF



② Japanese Ash MBR



Drawer



③ Japanese Ash GY



④ Japanese Ash WNF



⑤ Japanese Ash GY



⑥ Japanese Ash NF

Item List

Half Chair Op.1 [Image ①]	w: 490 d: 340 h: 705 sh: 440 wt: 3.0	Japanese Ash
Half Chair Op.1 (with Drawer) [Image ②]	w: 490 d: 340 h: 705 sh: 440 wt: 3.5 *Accessory: a drawer	Japanese Ash

Item List

SORAHE Original [Image ③]	w: 900 d: 350 h: 1900	Japanese Ash
SORAHE Small [Image ④]	w: 730 d: 350 h: 1540	Japanese Ash
SORAHE Tower 190 [Image ⑤]	w: 350 d: 350 h: 1900	Japanese Ash
SORAHE Tower 154 [Image ⑥]	w: 350 d: 350 h: 1540	Japanese Ash

C COLLECTION

https://www.condehouseglobal.com/products/series/detail.php?series_id=122



Outline

C Collection consists of beautiful hand-crafted products made of solid wood that will enrich your lifestyle. Popular items such as dress racks and coat stands are finished in CondeHouse original colors.

Wood coating

Japanese Ash NF / WNF / MBR / DBR / GY / DGY / BL


C COLLECTION

C collection is the items made by cosine, and made of Japanese ash in CondeHouse standard colors.

cosine

They offer long-life wooden furniture and household goods, such as sofas, tables, clocks, crafts, etc. with enthusiasm of using every last piece of wood.

https://www.cosine.com



cosine



Item List			
Entrance Stool [Image ①]	w: 360 d: 250 h: 415 sh: 400 wt: 2.5 *Solid wood seat	Japanese Ash	
High Stool [Image ②]	w: 360 d: 270 h: 545 sh: 530 wt: 2.5 *Solid wood seat	Japanese Ash	
Mine Stool [Image ③]	w: 360 d: 360 h: 435 sh: 415 wt: 3.5 *Solid wood seat	Japanese Ash	



Item List			
Dress Rack [Image ④]	w: 755 d: 410 h: 1490	Japanese Ash	
Dress Rack (Wide)	w: 1045 d: 460 h: 1485	Japanese Ash	
Coat Stand Fioretto [Image ⑤]	w: 450 d: 450 h: 1870 *The hook parts are pivotable.	Japanese Ash	
Coat Stand Branch [Image ⑥]	w: 440 d: 440 h: 1785	Japanese Ash	

Select Furniture A+



LV-101-137 Japanese Ash DGY +Japanese Ash WNF w: 3150 d: 450 h: 1665



TV-409-016 Japanese Ash DGY w: 2000 d: 450 h: 405



ST-101-760 Japanese BirchAWT +Japanese Oak WNF w: 2250 d: 446 h: 2400



SD-101-724 Walnut CW +Linoleum 4175 w: 2370 d: 453 h: 1845



DK-101-607 Japanese Oak WNF +Linoleum 4179 w: 1500 d: 570 h: 1080



SH-101-607 Japanese Oak WNF +Linoleum 4179 w: 1500 d: 360 h: 1440

Select Furniture A+

What A+ can provide

- In the select plan, customers are supposed to choose the best combination to meet their needs.
- Customers can customize it if they don't like the regular options.
- The wooden part is made of 100% natural material, which realizes an one of a kind furniture.
- It will be shipped in parts. That will not only allow us to fit through tiny doors but also lower the energy consumption of transportation.
- Available in standard colors with oak, walnut, and Japanese ash.
- All the production is managed by both CondeHouse and WOW to ensure the finest condition of our products when it reaches to customers.

How to choose

All kinds of cabinets, doors, and shelves are available. After selecting the color and wood type, a quotation and production time will be provided shortly. Customers can customize it if they don't like the regular options. a

Combinations

A+ provides a wide variety of options in combination, size, etc. We believe it can fit well in any of your scenarios. Please visit our store for more information.

Customization

Customers can customize it if the existing options do not satisfy them. Let our professional team design and create the furniture with you. Please visit our store for more information.

Special Items for Contract



A+ is a modular furniture series created by CondeHouse and WOW (In 2022, the company name is changed from MÖBEL TOKO) . Whether it is for living room, dining room, or even reading room, we believe that A+ can satisfy all your needs both visually and functionally.

Select
Furniture
A+

SWEEP

Kijuro Yahagi / Japan

https://www.condehouseglobal.com/products/series/detail.php?series_id=87



Outline

This armchair was designed by Kijuro Yahagi. The smooth line from the seat to the back looks as if it is cut out from an arc. The spacious seat and back together gently embrace the body, and the arms provide support for standing and sitting while giving a good accent in design. This is a chair with a strong presence, good for public spaces.

Wood coating	Fabric and leather	Make-it-lower
Maple CF/DW	F3 Ultrasuede、Linova F4 Tonica F5 Zero L3 BQ	Chair : 10mm 20mm 30mm 40mm



Maple DW Non-standard leather



Maple CF

Maple DW

Item List

			F1	F2	F3	F4	F5	L3	L4
Chair	w: 570 d: 580 h: 805 sh: 425 ah: 645 wt: 6.0	Maple							
*MOQ: 20 *Some limits on fabric / leather application.									

LINE

Kijuro Yahagi / Japan

https://www.condehouseglobal.com/products/series/detail.php?series_id=88



Outline

Named after the concept of “thin as a line,” LINE is a product that pursues beauty through lightness and simplicity while satisfying strength and functionality as a chair. The seat upholstery is not thick but provides ample space and comfort without a feeling of bottoming out. Its delicate and sculptural form attracts people.

Wood coating	Make-it-lower
Maple CF/DW	Chair : 10mm 20mm 30mm 40mm



Maple CF Non-standard leather



Maple CF

Maple DW

Item List

			F1	F2	F3	F4 / CL1	F5 / L2	L3	L4
Chair (Upholstered Seat)	w: 480 d: 535 h: 805 sh: 425 wt: 3.5 *MOQ: 20	Maple							

111S[s]

Kijuro Yahagi / Japan

https://www.condehouseglobal.com/products/series/detail.php?series_id=86



Outline

The stool looks so simple at first glance, but it is designed to detail, by which the legs look as if they protrude from the thin seat. All the structural parts at the seat bottom are within the thickness of the seat board, so that the stools are stackable up to five. It’ s ideal for both residential and public spaces.

Wood coating	Make-it-lower
Maple CF	Stool : 10mm 20mm 30mm 40mm



Maple CF



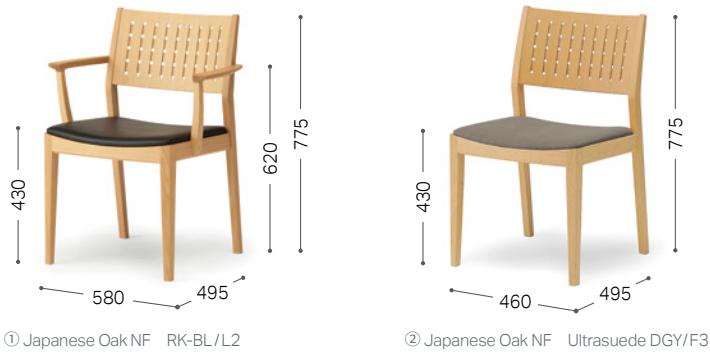
Maple CF

Item List

Stacking Stool	w: 340 d: 340 h: 440 wt: 3.0	Maple
*MOQ: 20 *Stackable up to 5		

Midori Mitsui / Japan

Outline	
This product was born through struggles to satisfy various requirements for chairs, such as comfort, beauty, lightness, and strength, based on the ideas of the designer Midori Mitsui from a user’ s standpoint. This series also has been used in many places such as stores and welfare facilities. The design feature of latticework was born from the idea to bring the natural light and smell of each season into the room.	
Wood coating	Make-it-lower
Japanese Oak NF / WNF / MBR / DBR / GY / DGY / BL	Chair : <div>10mm</div> <div>20mm</div> <div>30mm</div> <div>40mm</div>



Item List								
		F1	F2	F3	F4 / CL1	F5 / L2	L3	L4
Armchair [Image ①]	w: 580 d: 495 h: 775 sh: 430 ah: 620 wt: 4.5	Japanese Oak:						
	*MOQ: 20							
Side Chair [Image ②]	w: 460 d: 495 h: 775 sh: 430 wt: 4.0	Japanese Oak:						
	*MOQ: 20							

Riki Watanabe (1911-2013) / Japan

Outline	
Riki Windsor is a traditional English Windsor chair that has been redesigned to suit the Japanese physique and living environment from Riki Watanabe's particular perspective. The chair is the result of a sophisticated fusion of beauty and technology, such as the back spokes of varying thickness, the frame penetrating through the seat from the arm to the leg beam, etc.	
Wood coating	Make-it-lower
Japanese Oak NF / WNF / MBR / DBR / GY / DGY / BL	Chair : <div>10mm</div> <div>20mm</div> <div>30mm</div> <div>40mm</div>



Item List			*T h e figures in the angle brackets express the height of H type.
Armchair ArmchairH [Image ①]	w: 630 d: 575 h: 910 (940) sh: 420 (450) ah: 620 (650) wt: 6.5 *MOQ: 20 *Solid wood seat	Japanese Oak	
Side Chair Side ChairH [Image ②]	w: 605 d: 575 h: 910 (940) sh: 420 (450) wt: 6.0 *MOQ: 20 *Solid wood seat	Japanese Oak	

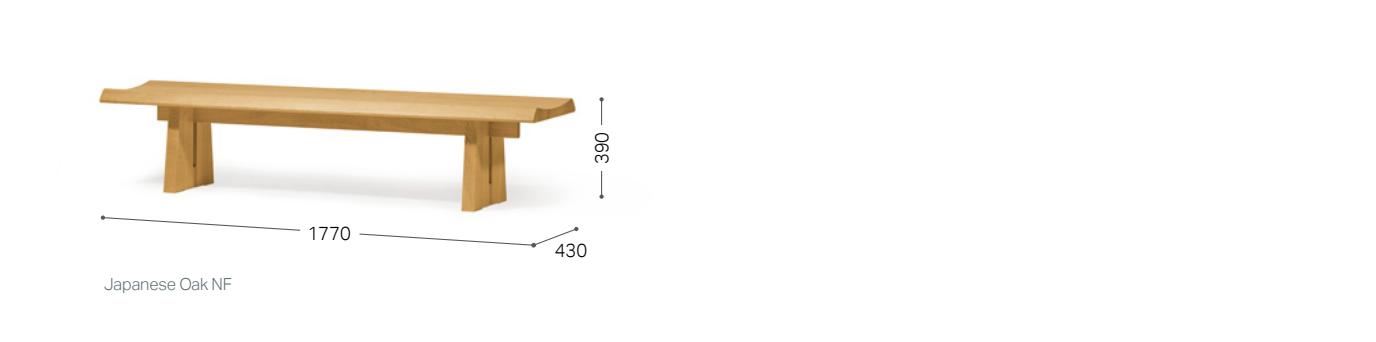
ACCESSORY COLLECTION

		CL1	L2	L3	L4
Seat Leather Cushion (For RIKI) [Image ③]	505 × 415				
*Fabric is not available for upholstery.					

RIKI | Riki Bench

Riki Watanabe (1911-2013) / Japan

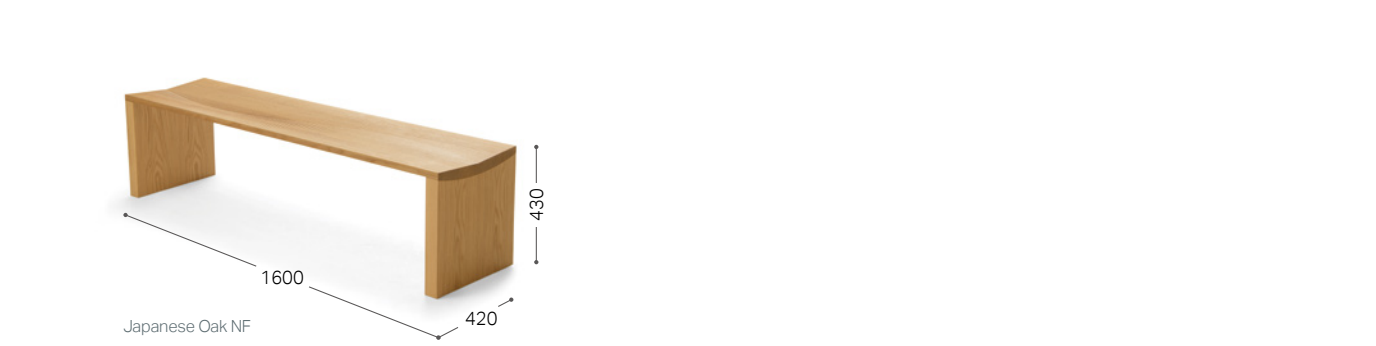
Outline
This solid wood bench was designed by Riki Watanabe, one of Japan's leading product designers. It is characterized by its rich wood texture, strong form, and neat expression. The gently curved surface of the seat enhances the comfort. There are more design ideas appearing in detail to share, such as the shape of the seat edge, the slits, etc.
Wood coating
Japanese Oak NF / WNF / MBR / DBR / GY / DGY / BL



Item List			
Bench177 [Image]	w: 1770 d: 430 h: 390	Japanese Oak:	
	*MOQ: 4 *Solid wood seat		
Bench150	w: 1500 d: 430 h: 390	Japanese Oak:	
	*MOQ: 4 *Solid wood seat		

NAMI | Nami Bench

Outline
This dignified bench was commercialized based on an award-winning work from the International Furniture Design Asahikawa 2005. The contrast between the strength of the solid wood and the delicate wave pattern on the seat is similar to karesansui (dry landscape garden) in which nature including water is expressed with stones.
Wood coating
Japanese Oak NF / WNF / MBR / DBR / GY / DGY / BL




Item List			
Bench160	w: 1600 d: 420 h: 430	Japanese Oak:	
	*MOQ: 4 *Solid wood seat *Accessory: height adjusters		

KISE

Motomi Kawakami / Japan

Outline	
The feature of this lobby chair is the dynamic combination of the wooden backrest and metal legs. The good design balances comfort and strength. Due to the aluminum legs, it' s water-resistant and more durable, which makes it suitable for a wide variety of use, such as airports, train stations, hospitals,	
Wood coating	Fabric and leather
Japanese Oak NF / WNF / MBR / DBR / GY / DGY / BL	F5 Camila



Item List															
		F1		F2		F3		F4 / CL1		F5 / L2		L3		L4	
Chair (Plywood Back) 4P	w: 2320 d: 580 h: 780 sh: 410	Japanese Oak													
	*MOQ: 10P in any combination of 4P, 3P, 2P. *Legs: acrylic coated aluminium alloy *Accessory: height adjusters														
Chair (Plywood Back) 3P [Image ①]	w: 1730 d: 580 h: 780 sh: 410	Japanese Oak													
	*MOQ: 10P in any combination of 4P, 3P, 2P. *Legs: acrylic coated aluminium alloy *Accessory: height adjusters														
Chair (Plywood Back) 2P	w: 1140 d: 580 h: 780 sh: 410	Japanese Oak													
	*MOQ: 10P in any combination of 4P, 3P, 2P. *Legs: acrylic coated aluminium alloy *Accessory: height adjusters														
Table [Image ②]	w: 300 d: 500 t: 40	Japanese Oak													
			*Accessory: metal fittings												
		melamine													

Motomi Kawakami / Japan

Outline

The feature of this furniture series, TRIADO is the wavy decoration seen on the legs of sofas and tables and on the desk side walls. The characteristic decoration and a wide variety of colors create a high-quality office space suitable for VIPs.

Wood coating	Fabric and leather
Oak NF/ WNF/ MBR/ DBR/ GY/ DGY/ BL Please note: Although the finish matches Hokkaido Oak, the wood grain features differ. For more details, please contact us.	F1 Farbe, Persia F5 Camila
Leather stitching	<div>Stitch</div> <div></div>

Leather stitching is applied to the following.

- Mtype 3Psofa
- (Top)

(前面)

(Back)



Item List								
		F1	F2	F3	F4/CL1	F5/L2	L3	L4
M Type 3P Sofa [Image ①]	w: 2000 d: 800 h: 700 sh: 380 ah: 545	Oak						
		Limit in fabric / leather Leather stitching						
M Type Armchai [Image ②]	w: 860 d: 800 h: 700 sh: 380 ah: 545	Oak						
		Limit in fabric / leather						
M Type Telephone Stand [Image ③]		w: 735 d: 410 h: 705					Oak	



Item List		
M Type Coffee Table [Image ④]	w: 1400 d: 610 h: 385	Oak
M Type Corner Table [Image ⑤]	w: 735 d: 745 h: 535	Oak
M Type Side Table [Image ⑥]	w: 400 d: 745 h: 535	Oak
Desk with Drawers 198 × 90 L (R) [Image ⑦ : R]	w: 1980 d: 900 h: 720 h2: 640 袖内 870 *Partially leather upholstered top board *Accessory: height adjusters; drawer keys; file hanger rails; a pentray	Oak
Desk with a Drawer 198 × 90 L (R) [Image ⑧ : Right]	w: 1980 d: 900 h: 720 h2: 640 袖内 1285 *Partially leather upholstered top board *Accessory: height adjusters; drawer keys; file hanger rails	Oak
Side Board L (R) [Image ⑧ : Left]	w: 1525 d: 470 h: 615 *Accessory: leg wheels; shelf boards (w: 431 × 2) ; a pentray	Oak

A black and white photograph of a man in a workshop, focused on working on a wooden chair. The man is in the lower-left foreground, shown in profile, wearing a dark long-sleeved shirt. He is holding a piece of wood, likely a leg or armrest, and fitting it into the frame of a chair. The chair is made of light-colored wood and has a curved, ergonomic design. The workshop environment is dark, with several long, bright fluorescent lights hanging from the ceiling, creating strong highlights and deep shadows. The ceiling structure, including beams and chains for the lights, is visible. The overall mood is one of concentration and craftsmanship.

Information

Wood & Finish

*The application of wood and finish differs depending on items.
*OFN is oil-finish.
*The images may be different in color from real ones.



Japanese Ash NF



Japanese Ash WNF



Japanese Ash MBR



Japanese Ash DBR




Japanese Ash OFN



Japanese Ash GY



Japanese Ash DGY




Japanese Ash BL



Japanese Oak NF




Japanese Oak WNF



Japanese Oak MBR




Japanese Oak DBR



Japanese Oak OFN



Japanese Oak NWT



Japanese Oak GY



Japanese Oak DGY




Japanese Oak BL




Japanese Elm NF



Japanese Elm WNF




Japanese Elm MBR




Japanese Elm DBR



Japanese Elm OFN



Japanese Elm GY



Japanese Elm DGY



Japanese Elm BL


*Japanese Oak
Oak is likely to have tiger stripes; especially Japanese oak is more. Other natural marks may also appear on top boards, backrests, arms, etc., which is intentionally designed for beautiful harmony.




Japanese Sen NF



Japanese Sen WNF




Japanese Sen MBR




Japanese Sen DBR



Japanese Sen OFN




Japanese Sen GY



Japanese Sen DGY




Japanese Sen BL




Japanese Cherry NF




Japanese Cherry WNF




Japanese Cherry MBR




Japanese Cherry DBR




Japanese Cherry WL



Japanese Cherry OFN




Japanese Cherry GY



Japanese Cherry DGY




Japanese Cherry BL




Japanese Birch NF




Japanese Birch WNF




Japanese Birch MBR




Japanese Birch DBR



Japanese Birch OFN



Japanese Birch GY



Japanese Birch DGY



Japanese Birch BL

*Japanese Birch
Japanese Birch is a tree locally grown in Hokkaido. The heartwood is red; the sapwood is white. Here at CondeHouse, we use both heartwood and sapwood. Consequently, their mixed natural colors make our furniture look unique.

Wood & Finish

*The application of wood and finish differs depending on items.
*OFN is oil-finish.
*The images may be different in color from real ones.



Oak OFN




Walnut CW



Walnut DBR




Walnut OFN



PWT




PDG




PBL



REM



WTM



BLM

Fabric

☞ Only hand-washable in lukewarm water (40 degrees celsius or less)
Ⓢ Dry-cleanable
※ Maker part number


F1



Grain GY / F1
☞Ⓢ




Grain DGY / F1
☞Ⓢ



Grain BL / F1
☞Ⓢ



Persia BR / F1
☞Ⓢ



Persia LGY / F1
☞Ⓢ



Persia CGY / F1
☞Ⓢ

F2



Syuro BU / F2
Ⓢ



Syuro LGY / F2
Ⓢ



Jan BU / F2
Ⓢ



Jan GY / F2
Ⓢ



Fili BR / F2
☞Ⓢ



Fili BU / F2
☞Ⓢ




Blend LBE / F2
☞Ⓢ



Blend LGN / F2
☞Ⓢ



Blend PN / F2
☞Ⓢ



Blend LGY / F2
☞Ⓢ




Longchamp WT / F2
☞Ⓢ



Longchamp BE / F2
☞Ⓢ



Longchamp CGY / F2
☞Ⓢ




Fabrics with are always in-stock and possible to be provided in the shortest lead time.
Please contact for the availability of the other fabrics.


The images may be different in color from real ones.
Please see the scale above for the confirmation of fabric patterns.
The vertical direction of images conforms to the depthwise direction of chairs and sofas.

Fabric

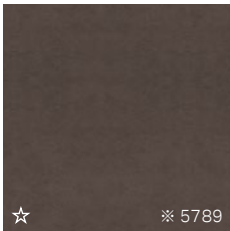
F3



Ultrasuede LGY / F3
☞☞☞




Ultrasuede GY / F3
☞☞☞



Ultrasuede DGY / F3
☞☞☞



Sultan GN / F3
☞☞☞




Sultan RE / F3
☞☞☞




Sultan BU / F3
☞☞☞



Maple BR / F3
☞☞☞



Maple DBR / F3
☞☞☞



Maple DBG / F3
☞☞☞



Like YE / F3
☞☞☞



Like DGY / F3
☞☞☞



Like NV / F3
☞☞☞




Linova OR / F3




Linova BU / F3


F4



Sarmassa LGY / F4




Tonica LGY / F4



Tonica DGY / F4



Biro GN / F4



Biro GY / F4



Magnolia GY / F4



Lumiere BE / F4
☞☞☞




Lumiere LGY / F4
☞☞☞



Lumiere DGY / F4
☞☞☞


Fabrics with are always in-stock and possible to be provided in the shortest lead time.
Please contact for the availability of the other fabrics.




The images may be different in color from real ones.
Please see the scale above for the confirmation of fabric patterns.
The vertical direction of images conforms to the depthwise direction of chairs and sofas.

☞☞☞ Only hand-washable in lukewarm water (40 degrees celsius or less)
☞ Dry-cleanable
※ Maker part number

F5




Avance BR / F5



Camila BE / F5




Camila GN / F5




Camila BU / F5




Camila GY / F5




Kokyu BR / F5



Kokyu RBR / F5



Zero NV / F5
☞☞☞



Zero BL / F5
☞☞☞



Fine GY / F5




Bentley BR / F5



Bentley GY / F5



Rivie LBR / F5



Rivie YE / F5



Rivie BG / F5



About KOKYU, CondeHouse original fabric

This is an original fabric developed by CondeHouse and a Hokkaido-born designer, Kanako Kajiwara. It is made from Japanese raw materials in Japan for sustainability. We aim at an unique fabric that connects you to the nature of Hokkaido. Part of the fabric is made of the wood chips of Hokkaido oak trees produced in our furniture production.







Kanako Kajihara







Leather

CL1








MR-WT / CL1MR-LBR / CL1MR-DBR / CL1MR-BL / CL1

L2







☆RK-NL / L2☆RK-BR / L2☆RK-DBR / L2☆RK-BL / L2



L3





☆MG-GBE / L3☆MG-LGY / L3☆MG-KGY / L3☆MG-CGY / L3☆MG-BL / L3



☆EN-BE / L3☆EN-RBR / L3☆EN-DGY / L3EN-NV / L3



☆KP-DBR / L3☆KP-LGY / L3







BQ-BR / L3BQ-BL / L3

*Fabrics with are always in-stock and possible to be provided in the shortest lead time. Please contact for the availability of the other fabrics.

*Leathers with "note" are made-to-order. Check the delivery time beforehand.

Natural leather requires daily maintenance. Please see p. 274. Some items have limits on fabric / leather application.

L4



GR-BE / L4 (note)GR-DBR / L4 (note)GR-DRE / L4 (note)GR-BL / L4 (note)

Leather grade

CL1MR

Painted and embossed medium thick leather which improves maintainability by stain- and damage-proof design.

L2RK

Painted and embossed thick leather which improves maintainability by stain- and damage- proof design, and is suited for sofas.

L3MG

Pigment and embossed leather, thick and soft but resistant to fouling and scratches; greyish color is available.

L3EN

Corrected grain leather with both good maintainability by stain- and damage-proof design and good texture by light correction and fine-particle pigment

L3KP

The new leather is good in texture and maintainable due to natural wrinkle finish and fine-particle pigment.

L3BQ

Semi aniline finished and shrink processed leather.

L4GR

Aniline finished and natural shrink processed leather.

About HOKKAIDO LEATHER

High-quality furniture leather born by the collaboration of Sakuta, Kawazen Leather, and Asahikawa furniture industry

Asahikawa furniture industry has developed a special domestic furniture leather "HOKKAIDO LEATHER" in cooperation with Sakuta (a livestock company) and Kawazen Leather (a leather company) as part of efforts to further improve traceability of raw materials. The fine-grained, high-quality hides produced in a tough climatic environment of Hokkaido are quickly and carefully processed at Sakuta in Asahikawa. The hides are then transported to the Kawazen factory in Himeji, Hyogo Prefecture, where they are processed into high-quality leather using a world-class technology while maintaining their freshness and quality. With "HOKKAIDO LEATHER" made of Hokkaido's unique natural environment and Japan's technological strength, we will further promote manufacturing of safety and reliability.

CondeHouse has added two types of HOKKAIDO LEATHER to its leather collection (EN-BE, EN-RBR).

272

273

Maintenance



How to place furniture

Place furniture as flatly as possible in order to prevent strength deterioration, breakage, and collateral damages. Don't forget to set up adjusters for furniture in case they are installed. When moving furniture, be careful not to damage paint or make dents.

Direct sunlight and heat

Direct sunlight may deteriorate the color of natural materials: wood, fabric, and leather. Heat and extreme dry conditions may warp wood.

How to maintain furniture

Wooden furniture is vulnerable to water or moisture. Wipe softly with a dry cloth and don't rub hard in order to avoid scars. When it's dirty, wipe with a squeezed wet cloth and then with a dry one. Don't use volatile liquids such as benzene, alcohol, or thinner in order to avoid color deterioration.

How to maintain fabric

Pad softly and vacuum dust coming onto the surface. When it's stained, pad softly with a cloth firmly squeezed after being soaked in a neutral detergent, wipe with a squeezed wet cloth, and finish with a dry cloth.

How to maintain leather

Wipe with a dry cloth as needed. Don't rub too hard to prevent a clog of dust in pores; don't use oil cloth to prevent stains. Vacuum-clean with a soft brush regularly.

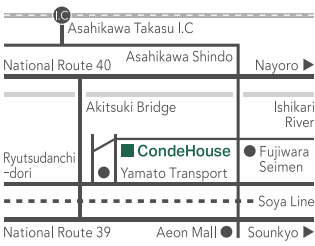
How to maintain cushions

Padding softly and pulling into shape prevent cushions from wrinkling and losing shape.

Shop & Office

CondeHouse Asahikawa

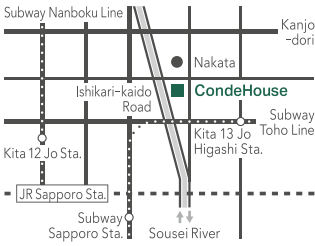
2-6 Nagayama Kita Asahikawa Hokkaido 079-8509
Tel +81 (0) 166・47・9911 Fax +81 (0) 166・48・3100



CondeHouse Dooh

N-bldg. 2/3F
1-15 Higashi 1 Kita 13 Higashi-ku Sapporo 065-0013

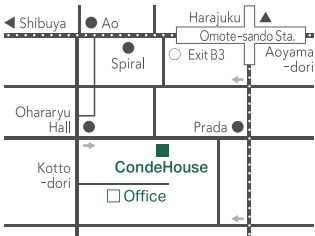
Tel +81 (0) 11・743・4401 Fax +81 (0) 11・743・4402 [office]
Tel +81 (0) 11・743・4445 Fax +81 (0) 11・743・4446 [shop]



CondeHouse Tokyo Shop

Uchida-bldg. 1/2F
5-4-46 Minami-Aoyama Minato-ku Tokyo 107-0062

Tel +81 (0) 3・5931・1188 Fax +81 (0) 3・5931・1189

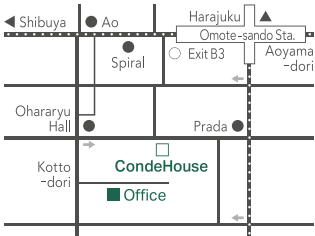


CondeHouse Tokyo Open Office

Office

Imari Minami-Aoyama-bldg. 1F
5-4-29 Minami-Aoyama Minato-ku Tokyo 107-0062

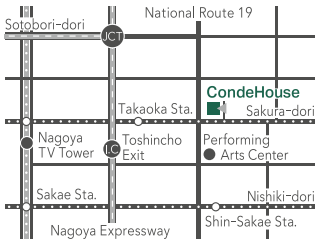
Tel +81 (0) 3・5931・8221 Fax +81 (0) 3・5931・8222 [Tokyo Office]
Tel +81 (0) 3・5931・8220 Fax +81 (0) 3・5931・8222 [Contract Division]



CondeHouse Nagoya

Daiichi Fuji-bldg. 1F
35-16 Daikancho Higashi-ku Nagoya 461-0002

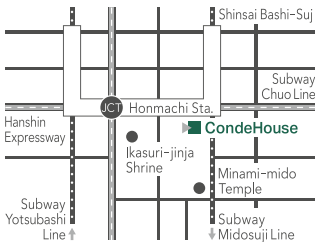
Tel +81 (0) 52・559・3331 Fax +81 (0) 52・559・3332



CondeHouse Osaka

Osaka Midosuji-bldg. 1F
4-1-3 Kyutaro-machi Chuo-ku Osaka 541-0056

Tel +81 (0) 6・6253・6678 Fax +81 (0) 6・6253・6680

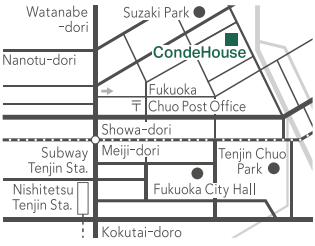


CondeHouse Fukuoka

Office

Office NEW GAEA NIKKO Tenjin 303
4-8-25 Tenjin Chuo-ku Fukuoka 810-0001

Tel +81 (0) 92・732・1333 Fax +81 (0) 92・732・1335

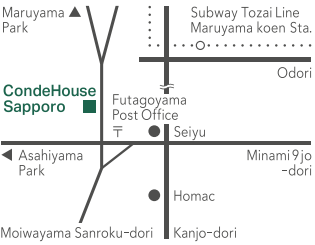


CondeHouse Sapporo

CondeHouse Sapporo Co., Ltd.

4-1-10 Futagoyama Chuo-ku Sapporo 064-0946

Tel +81 (0) 11・511・0305 Fax +81 (0) 11・511・0505 [office]
Tel +81 (0) 11・511・0303 [shop]

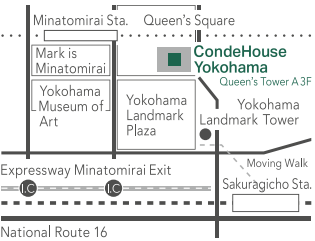


CondeHouse Yokohama

CondeHouse Yokohama Co., Ltd.

Queen's Tower A3F
2-3-1 Minatomirai Nishi-ku Yokohama 220-600

Tel +81 (0) 45・682・5588 Fax +81 (0) 45・682・5585

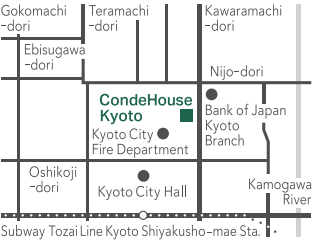


CondeHouse Kyoto

Kyoto CondeHouse Co., Ltd.

Cloto-bldg. 1F
376 Ichinofunairi-cho Kawaramachi-dori Nijo-Sagaru
Nakagyo-ku Kyoto 604-0924

Tel +81 (0) 75・251・0223 Fax +81 (0) 75・251・0224



Overseas bases

CondeHouse U.S.A.

2915 Red Hill Avenue, Suite A104
Costa Mesa, CA 92626 U.S.A.

Tel +1 (1) 949・247・7777
Fax +1 (1) 949・247・7777

www.condehouse.com



CondeHouse Europe

Im Sinderfeld 8, 56072 Koblenz Germany

Tel +49 (0) 261・94239731
Fax +49 (0) 261・94239733

www.condehouse.de



Index

A - K	Item List
AATOS	111
AIMA	114
ALP	124
ATILLA LUX	43
BARCA LUX	88
BARRINGER	222
BCTD	232
Bedroom System bm	233
BOLS	238
CANYON	143
CHALLENGE	196
CL TABLE	173
CRUST	156
ECLIPSE	134
EIGHT LUX	61
FOLD	226
FOUR	227
GERBERA	142
GOLFER	172
HAKAMA	223
IKOR	126
IPPONGI	104
JINGU	178
KAMUY LUX	64
KARI	140
KIILA	144
KINA LUX	71
KOTAN	160
KORENTO	169
KYOBASHI	148
KYU	146

L - R	Item List
LAVENDER	246
LEGGERO	252
LINUS	244
MOLA LUX	90
MOM	240
MOOV	242
NUPRI	219
ONE LUX	100
QUIET	157
QUODO	150
RB TABLE	117
RIKI	248
RS SOFA	122
RUNT OM	249
SAN	176
SESTINA LUX	76
SLAT	193
SLED	184
SL TABLE	136
SORI	194
SPLINTER	190
SPLINTER LUX	74
STRIPE	182

T - W	Item List
TACK LUX	82
TEN	204
TL TABLE	200
tosai LUX	84
TUB	195
TWIST	199
YUKAR LUX	96
WING LUX	48

Contents	
Contribution to Society	7
Materials	10
Type of Woods	12
About CondeHouse Products	14
Products History	16
Contract Business	18

Condehouse Collection	
Products Assorted	21
Description for the Item List	40
Item List	42-264

Others	Item List
ACCESSORY COLLECTION	255
M COLLECTION	258
C COLLECTION	260
Select Furniture A+	262

Information	
Wood & Finish	266
Fabric	269
Leather	272
Maintenance	274
Shop & Office	276

- The images in this catalog may be slightly different in color from actual products due to the printing inks.
- The products shown are as of April 1, 2024. Product designs and specifications are subject to change for the product improvement.
- Please contact for more details.

CondeHouse Co., Ltd.

2-6 Nagayama Kita Asahikawa
Hokkaido 079-8509 Japan

Representative:
Tel +81 (0)166・47・1188
Fax +81 (0)166・49・2225

International Division:
Tel +81 (0)166・56・0409



condehouse.co.jp