

Collection Catalogue 2024

From
Hokkaido
with care
& respect





CondeHouse Style





ともにつくる暮らし。カンディハウス。

We build furniture by the forest, with a keen sense of gratitude for what nature has given us.

The beautiful forests of Hokkaido are the starting point of everything CondeHouse is.

We use Hokkaido wood for as much of our work as possible, using every last piece of wood to create items that will be part of your daily life for a long time. Treating the forest well is at the heart of everything we do.

Excellent designs come from the creator's hard work and willingness to accept challenges.

In our factories, cutting-edge processing tools are operated alongside elaborate handcrafting.

CondeHouse's factory is a sophisticated culmination of manual work and technology, developed through a series of ventures into new forms of craftsmanship.

That's why designers around the world know that "if anyone can do it, CondeHouse can!"

Craftsmanship that shares Japanese aesthetics with the world.

Respect for nature and consideration for people are important Japanese values,

and we have applied these principles to our craftsmanship throughout all of our years in business.

The heart of Japan is reflected in our gentle shapes and intricate functions, and we believe that these values enable us to make everyone's life more comfortable.

From
Hokkaido
with care
& respect

Contents

CondeHouse Style	2
CondeHouse Story	4
Contribution to Society	7
Materials	10
Type of Woods	12
About CondeHouse Products	14
Products History	16
About Contract Business	18
CondeHouse Collection	20
Products Assorted	21
Description for the Item List	40
Item List	42
Information	265
Wood & Finish	266
Fabric	269
Leather	272
Maintenance	274
Shop & Office	276
Index	278



Contribution to Society



We aim to continue to make furniture in harmony with nature.

This is our corporate philosophy made at the time of founding in 1968, based on the idea that wooden furniture manufacturing requires natural resources. In this time and age when the global environmental problem continues to intensify, we reaffirm the significance of the philosophy.

Every single tree should be used up to the end.

On top of that, we have switched from using imported wood to local grown wood in order to lower the energy consumption of transportation.

CondeHouse will continue to produce beautiful and sturdy furniture, while reducing the burden on the environment.





Environmental load reduction

Green procurement law was established in 2000, by which the Japanese government has tried to support the development of eco-friendly society through obligating public agencies to procure eco-friendly products. Some of CondeHouse products are put in the database of the Green Purchasing Network.



Reliable and safe products

VOC (volatile organic compounds) emission and its human impact have become a big social problem, and the Japanese government has established laws and standards to regulate VOC. CondeHouse regulates itself according to the government regulations.



Certificate of Japan Furniture Industry Development Association (JFA)

CondeHouse is certified by Japan Furniture Industry Development Association (JFA) as a manufacturer fulfilling the JFA requirements for quality furniture.



Certificate number
JFA-00018

※ Please access the following URL for the requirements set by JFA.
<https://www.jfa-kagu.jp/en/>

Development of forest and culture

tree planting for the future generations

Healthy nature growing healthy trees is the foundation of our business. It is our standard to reduce the burden on the environment and to protect the health of customers. The total number of oak trees we've planted so far amounts to 50000. CondeHouse has been planting trees for over 20 years, and will continue to do that for the future generations.



Wood

The features of wood

Every single tree from the forest has its own natural marks. The heartwood and sapwood almost never share the same color, and no wood shares the same trait. Here at CondeHouse, we utilize such marks given from the nature to make pieces of furniture look more beautiful.



Leather stitching

The coexistence of beauty and efficiency

We use natural leather. Some of them may have natural marks that are the living proof of the animals. We leave such marks and apply stitching to the leather upholstery of some dining chairs and sofas, in order to use leather more efficiently.



Materials



Fabric

Carefully selected materials

Cotton with dry feel, breathing linen, and regenerated fiber, rayon, well known for its beautiful glow. They are the main materials used for the upholstery of our furniture and cushions. We carefully select those materials for comfortability, design, etc. The sum of such small considerations will make a big difference.

Wide variation

Fabric collections varying in color, pattern, texture, etc. Some of them may just look simple and basic at first glance, but a closer look will show complex woven patterns, brightness, etc. By combining those fabric collections with our options of wood and its color coating, the attractiveness of our products will expand in the three styles: North noble; Simple & Natural; Advanced classic.



Leather

Bits of knowledge about leather

Hide is tanned into leather. A close look at the surface of leather shows many scars and wrinkles called natural marks. Leather can be divided into two types by surface treatment: full grain leather (RK, MG, KP, BQ and GR); corrected grain leather (EN and MR).

The seven CondeHouse leather collections are appropriately and characteristically painted or embossed for the texture and maintainability.

Paint

There are two major paints for leather: pigment and aniline. Pigment coats the surface of leather, while aniline penetrates inside. These two paints are mixed for the leather collection of CondeHouse so that texture, concealment of natural marks, and maintainability can keep a balance at a higher level.

Texture

In terms of texture, leather can be divided into two types: smooth and emboss. Natural marks are expressed in the smooth type while they are concealed in the emboss type. They are not better-or-worse but just different.

Wood

Grain

We cannot gain a lot of straightgrain part from one tree. Places where branches once grew become gnarls, and the grains of such places wave. We place these wood characters efficiently on the surface of furniture so that they look attractive.

Surrounding environmental effect

Exposed to direct sunlight or hot air from heater, wood may suffer from color change or small splinters. Even so, it makes a comeback by repair.

Color

Even though lumber boards are taken from the same wood, the color of the boards may vary for their places of the wood: outside or inside; upper or bottom.

Aging changes

Wood (especially solid wood) keeps on moving after processed into furniture. Table top boards of solid wood may warp or break. Even so, they can continue to be used by repair.


Damages

Solid wood furniture may be dented by impact or burned by heat. Even after such damages, it can continue to be used by repair: dents by steam heating; burnt places by whittling and painting.



Vertical joint for the effective use of short but good-quality wood materials

As the demand for Hokkaido hardwood lumber increases both domestically and abroad, securing wood materials with sufficient length is becoming increasingly difficult. In addition, splits may occur especially at the cross section during the process of furniture making like drying, cutting, etc. The split pieces are shortened, and even if they are good in quality, thickness, grain, etc. for table tops, we can't use them because they are not long enough. CondeHouse, therefore, has been searching for a way to fully utilize these precious natural resources and arrived at "vertical joint" by which short pieces of wood turns into long solid table tops in high demand.



Type of Woods

Japanese Ash

A broadleaf tree of the Oleaceae family. It is distributed in the northern area of Japan, the Korean Peninsula, China, Sakhalin, and Siberia. It is a ring-porous tree with large conduits arranged in a circular pattern at the boundaries of the annual rings, and the rings are clearly defined. The heartwood is brown, and the sapwood is light yellowish-white. It has the best trunk straightness among hardwoods, is easy to work, and has long been used as structural and bridge timber because of its strength, and also used as furniture material for its beautiful grain and evenness.



Japanese Oak

A broadleaf tree of the Fagaceae family. It's ring-porous tree with distinct grains. The heartwood is grayish brown, variegated on the straight grain surface. It is used for furniture, whiskey barrels, and flooring because it's heavy, hard, durable, water-resistant, and not prone to distortion. It is distributed in Japan, Russia, China, and other countries, and is called "Hokkaido Oak" when it is produced in Hokkaido.




Japanese Elm

A tall deciduous tree of the Elm family, widely distributed throughout Japan, the Korean Peninsula, China, Sakhalin, and Siberia. It grows naturally in Hokkaido. Its maximum height is over 30 m, and its diameter may exceed 1 m. The light brown heartwood and yellowish-white sapwood are both dull in color and have clearly defined boundaries. The ring-porous timber has a beautifully distinct grain. The wood is rather heavy and tough, making it suitable for curved timbers. It is also used in a wide range of applications, such as for vehicles, furniture, construction materials, etc.



Japanese Sen

A broad leaf tree of the Araliaceae family. It is distributed in Japan, the Korean Peninsula, China, and Russia. Hokkaido is known as its main production area. The border between the light grayish-brown heartwood and the light yellowish-white sapwood is indistinct, and the overall color of the wood is light. The grain is straight and coarse, and the wood is light, soft, and easy to work. The surface is shiny, and some types of wood have wavy or reduced grain patterns. It is widely used as a material for building interiors, furniture, and musical instruments, and is especially famous as a material for high-grade plywood.



Japanese Cherry

A broad leaf tree of the Rosaceae family, distributed in Japan (Northern Honshu and Hokkaido), the Kuril Islands, Sakhalin, and Northeastern China. The heartwood is reddish brown, and the sapwood is light yellowish brown or yellowish white with a clear boundary. It has moderate hardness and strength, and the bark is dense and uniform. It is excellent in terms of material, color, and workability, and has a wide range of uses, like a material for high-grade furniture, fixture, musical instruments, and carvings.



Japanese Birch

A broad leaf tree of the Birch family, distributed in Japan (Northern Honshu and Hokkaido). The heartwood is light reddish brown, and the sapwood is yellowish white with a clear boundary. There is little difference between earlywood and latewood in grain, and the annual rings are not particularly obvious. It is widely used for gymnasium floors because of its abrasion resistance and stability. The growth of the wood varies greatly depending on the conditions of the growing region. The ones with dark reddish heartwood are called and valued as a rare and precious material. In Hokkaido, monarch birch, with more distinct white sapwood, dominates.




Walnut

It is a deciduous broad leaf tree of the Walnut family. The heartwood is purple brown or chocolate brown, and the sapwood is grayish brown. It is popular as a high-grade furniture material and used as a gunstock material because of its beautiful color and grain, as well as its toughness, durability, and low tendency to distort. It is also called black walnut or western walnut.



Beech

A deciduous broad leaf tree of the Beech family. Both heartwood and sapwood are white or light pink. The large radial tissue inside the wood trunk shows dark sesame-like dots on the cross grain face and tiger stripes on the straight grain face. It is a heavy timber with good workability, glueability, paintability, and surface finish. It is suitable for bending because of its tenacity and resistance to splitting, and is widely used for furniture, especially for chairs and tables.



Kokonoki no Kagu Hokkaido Project

Active use of local wood

Furniture manufacturers in Hokkaido have expanded the usage of wood from Hokkaido. CondeHouse has been using locally grown trees on both original and new products. At this point over 70% of our furniture are made of Hokkaido trees. Please see the product page for more details.

Proper use of forest resources

Illegal logging has been long said to cause deforestation. CondeHouse uses logs certified by PEFC (the Programme for the Endorsement of Forest Certification) and FSC (Forest Stewardship Council), and is registered as a wood-related business entity of the Clean Wood Act. We always make full use of wood to the last small piece and produce safe and long-life furniture.

※ Please access the following URL for more information.

<https://www.rinya.maff.go.jp/j/riyou/goho/english/english-index.html>



About CondeHouse Products



Wood finish


Our wood coating is prepared to be transparent to emphasize the natural grain and color of wood. The color portfolio is unified to each wood so that our items from different collections can be coordinated for various styles of rooms.



Replaceable seat covers

Detachable seat cover for long life

By adopting covering seats, customers can change seat upholstery very easily as seasons change or for room rearrangement. That makes seat upholstery more durable at the same time. When a seat cover is dirty, simply detach it and preform maintenance.



Water repellent finish

Pearl Tone (TM) is a water-repellent finish, often used for Japanese kimono. Now, it is evolved to Pearl Tone (HG) for furniture upholstery, stain-proof in addition to improving water-repellence, but makes almost no change in the texture of upholstery fabric.

Chair height customization

Seat height is very important. You cannot feel comfortable with a chair with inappropriate seat height. We cut chair legs according to customers' requests. Additionally, we response to other diverse requests such as cutting table legs, changing table top size, etc.



Restoration

Repair

(this service is only provided within Japan)

In order to keep sustainability of the wood industry, it's important to use wood at the same rate of tree growth. We re-upholster or re-paint trade-in furniture, and also emphasize the maintainability of our products to make repair easier.



Recycling

Trade-in and resale

(this service is only provided within Japan)

Now that nearly half a century has passed since we started business, there are many customers replacing their old furniture with new ones from our lineup again. We trade-in, repair, and resell such old furniture as vintage products.



Products History

1968 - 1978

More than 50 years

Alp LD 1972
 Golfer Salon (N) * 1973
 Runt Om



1979 - 1994

More than 45 years

Lavender Dining (21) * 1979



40年以上

Bols Living 1980
 Bols Dining
 Riki Rocker 1982



1995 - 2004

More than 25 years

Sori 1996
 Ippongi 1997
 Twist



More than 20 years

RS Sofa 2002
 Eclipse Living
 Stripe 2003
 Barringer
 Quodo Living (15) 2004



2005 - 2014

More than 10 years

Quiet Living (21) * 2005
 Leggero Dining



tosai LUX Living (18) * 2007
 Linus Living
 WING LUX Living 2009
 WING LUX LD
 Gerbera Living (21) *
 TL Table
 Moov Dining



ATILLA LUX Living 2010
 ATILLA LUX
 SESTINA LUX Living (17) *
 SESTINA LUX (17) *
 Bedrom System bm (21) *
 BARCA LUX
 WING LUX 2011



Kiila Dining (18) * 2012
 Canyon Dining
 Sled Dining
 Hakama Dining



Furniture has three kinds of life time: of materials, configuration, and design. For longer material life, it is important to select good wood and to dry and mill it appropriately. For longer configuration life, robustness needs to be focused. For longer design life, timeless beauty and usefulness are required. In addition, we are giving importance to maintenanceability as well so that customers can keep on using our furniture until the next generation wood is ready.

Splinter Dining 2013
 Splinter
 Challenge Dining
 BCTD
 Fold
 MOLA LUX Living
 Challenge Living
 MOLA LUX



2015 - 2023

Less than 10 years

KAMUY LUX Living 2015
 KAMUY LUX Dining
 SPLINTER LUX Dining
 TACK LUX Living
 Mom Dining



Ten Dining (21) * 2016
 RB Table 2017
 Ten
 YUKAR LUX Living



Korento Dining 2018
 Ten Living
 KINA LUX



EIGHT LUX Dining 2019
 Crust
 Kotan
 Nupri Living
 Nupri Dining
 ONE LUX Dining



Kyobashi Dining 2020
 CL Table
 TL Table (20)



SL Table 2021
 San Dining
 Select Furniture A+
 Jingu Living
 Jingu Dining
 Aatos Dining



AIMA Dining 2022
 KARI Dining
 FOUR
 KYU
 FLAN Living



AIMA Living 2023
 TUB
 SLAT
 IKOR Living



※ The figures shown to the right of the product names are launch years. Items with * mark have been redesigned after release.

Contract Business



Interior design proposals from our experience of more than 50 years

Since 1968, CondeHouse has completed many projects not just in Japan but also across the globe, ranging from interior design planning to construction. We design furniture that can be used in, including but not limited to, homes, offices, shops, hotels, medical and public facilities. Please visit our website for more details.

Planning

If you have trouble in designing your own space, let CondeHouse help you. We not only produce chairs, sofas, and tables but also customize furniture based on your needs. Our interior design team will assist you and complete your dream space.

Customizing

If the regular items do not satisfy your needs, do not worry. CondeHouse provides customized service to meet all your demands. To ensure the highest quality, all the customized items will be made in our factory.



Company F
Photography: Goro Mizukami



Aoyagi (Restaurant)
Photography: Production BECAUSE



REVZO Toranomom
Photography: Kenta Hasegawa



Hokkaido Prefectural Assembly Building
Photography: Goro Mizukami

Corporate page

CondeHouse has launched “CondeHouse for Contract Business,” a web page for corporate customers on its official website. In addition to the images of construction examples by category and information on the use of Hokkaido timber, you can download 2D/3D data of the products.

In the web page, there’s an inquiry form for corporations and design firms, etc., and the staff of the Contract Division will respond promptly.



CondeHouse Collection

Dining Armchairs

WING LUX LD
 Item List P.51
NN AC SN
 Covering Seat



AIMA Dining
 Item List P.115
NN



SPLINTER LUX Dining
 Item List P.75
NN



KARI Dining
 Item List P.141
NN AC



SPLINTER Dining
 Item List P.191
NN
SW



CHALLENGE Dining
 Item List P.197
NN AC



EIGHT LUX Dining
 Item List P.63
AC NN



TEN Dining (21)
 Item List P.206
NN
 Wooden Seat



KAMUY LUX Dining
 Item List P.66
SN NN
SW



LEGGERO Dining
 Item List P.253
NN
 Covering Seat



KORENTO Dining
 Item List P.170
 SN NN
 Wooden Seat



KYOBASHI Dining
 Item List P.149
 NN
 Covering Seat



LAVENDER Dining (21)
 Item List P.247
 SN AC



JINGU Dining
 Item List P.181
 AC NN



NUPRI Dining
 Item List P.219
 SN NN



ALP LD
 Item List P.125
 SN



BOLS Dining
 Item List P.239
 AC



Dining Chairs Semi-Arm

WING LUX LD
 Item List P.51
 NN AC SN
 Covering Seat



KOTAN
 Item List P.162
 NN SN
 Wooden Seat
 Linoleum
 Stackable



RUNT OM
 Item List P.251
 SN
 Wooden Seat
 SW
 Stackable



SAN Dining
 Item List P.177
 NN



Dining Side Chairs

CHALLENGE Dining
 Item List P.197
 NN AC



KARI Dining
 Item List P.141
 NN AC



KAMUY LUX Dining
 Item List P.66
 SN NN
 SW



SLAT
 Item List P.193
 AC NN
 SW



LEGGERO Dining
 Item List P.253
 NN
 Covering Seat



EIGHT LUX Dining
 Item List P.63
 AC NN



KILLA Dining (18)
 Item List P.145
 NN SN
 Wooden Seat
 Stackable



AATOS Dining
 Item List P.112
 SN
 Wooden Seat
 Stackable



KORENTO Dining
 Item List P.170
 SN
 Wooden Seat



KYOBASHI Dining
 Item List P.149
 NN SN
 Covering Seat



LAVENDER Dining (21)

Item List P.247

SN AC



JINGU Dining

Item List P.181

AC NN



BOLS Dining

Item List P.239

AC



Work Chairs

FOUR

Item List P.228

NN



LAVENDER Dining (21)

Item List P.247

SN AC



Dining Stools

KOTAN

Item List P.162

NN SN

Wooden Seat

Linoleum

Stackable



CRUST

Item List P.156

SN

SW



RUNT OM

Item List P.251

SN

Wooden Seat

SW

Stackable



High Chairs

KOTAN

Item List P.163

NN SN

Wooden Seat

Linoleum



AATOS Dining

Item List P.113

SN

Wooden Seat

Stackable



JINGU Dining

Item List P.181

AC NN



AIMA Dining

Item List P.115

NN



KYU

Item List P.147

NN



CRUST

Item List P.156

SN

SW



BCTD

Item List P.232

NN



TEN Dining (21)

Item List P.208

NN
SW
EX



HAKAMA Dining

Item List P.224

AC NN
SW



SL TABLE

Item List P.138

NN
SW



IPPONGI

Item List P.107

AC
SW



CANYON Dining

Item List P.143

NN
SW



SLED Dining

Item List P.186

NN
SW



KORENTO Dining

Item List P.171

SN
SW



TL TABLE (20)

Item List P.202

SN NN
SW



WING LUX LD

Item List P.55

NN SN



TL TABLE

Item List P.200

SN NN



WING LUX LD

Item List P.54

NN



CL TABLE

Item List P.174

SN NN



MOOV Dining

Item List P.243

NN
EX



KAMUY LUX Dining

Item List P.67

SN NN



KOTAN

Item List P.166

NN SN
 Linoleum



MOM Dining

Item List P.241

SN
EX



RB TABLE

Item List P.118

AC NN
SW



ONE LUX Dining

Item List P.103

AC NN
SW



KOTAN

Item List P.164

NN SN
Linoleum



HAKAMA Dining

Item List P.225

AC NN
SW



High Tables

RB TABLE

Item List P.119

AC NN
SW



KOTAN

Item List P.168

NN SN
Linoleum



TEN Dining (21)

Item List P.211

NN
SW



Living Chairs

KAMUY LUX Living

Item List P.69

SN NN



WING LUX Living

Item List P.58

NN AC SN
Covering Seat



tosai LUX Living (18)

Item List P.87

NN AC



AIMA Living

Item List P.116

NN



JINGU Living

Item List P.179

AC NN



CHALLENGE Living

Item List P.198

NN AC



LINUS Living

Item List P.245

NN SN



FLAN Living

Item List P.231

SN NN



NUPRI Living

Item List P.221

SN AC



TACK LUX Living

Item List P.83

AC



KINA LUX
 Item List P.73
SN AC



BARCA LUX
 Item List P.89
AC



RIKI Rocker
 Item List P.248
SN AC



SORI
 Item List P.194
SN



GOLFER Salon (N)
 Item List P.172
SN AC



QUODO Living (15)
 Item List P.154
NN AC



YUKAR LUX Living
 Item List P.98
SN NN



TEN Living
 Item List P.214
NN

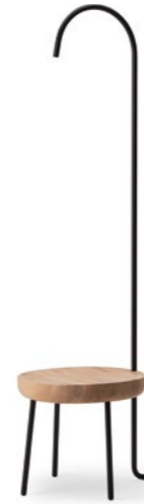


BOLS Living
 Item List P.238
AC



Living Stools

TUB
 Item List P.195
SN NN
SW



KAMUY LUX Living
 Item List P.69
SN NN



LINUS Living
 Item List P.245
NN SN



WING LUX Living
 Item List P.58
NN AC SN
Covering Seat



NUPRI Living
 Item List P.221
SN AC



CHALLENGE Living
 Item List P.198
NN AC



SORI
 Item List P.194
SN



JINGU Living
 Item List P.179
AC NN



RIKI Rocker
 Item List P.248
SN AC



TACK LUX Living
 Item List P.83
AC



Benches

WING LUX LD
 Item List P.53
NN SN
Covering Seat



TEN Dining (21)
 Item List P.207
NN



HAKAMA Dining
 Item List P.225
AC NN
SW



ATILLA LUX Living

Item List P.45

AC NN



QUODO Living (15)

Item List P.152

NN AC



YUKAR LUX Living

Item List P.98

SN NN



tosai LUX Living (18)

Item List P.87

AC NN



SESTINA LUX Living (17)

Item List P.79

NN AC



RS SOFA

Item List P.123

SN AC



WING LUX Living

Item List P.57

NN



MOLA LUX Living

Item List P.93

AC SN NN



TEN Living

Item List P.214

NN



BOLS Living

Item List P.238

AC



QUIET Living (21)

Item List P.158

NN SN



ECLIPSE Living

Item List P.135

NN SN



ALP LD

Item List P.125

SN



KAMUY LUX Living

Item List P.69

SN NN



RS SOFA
Item List P.123
SN AC



ATILLA LUX Living
Item List P.46
AC NN



IKOR Living
Item List P.129
NN SN
Covering Seat



QUODO Living (15)
Item List P.152
NN AC



QUIET Living (21)
Item List P.159
NN SN



MOLA LUX Living
Item List P.93
AC SN NN



tosai LUX Living (18)
Item List P.87
AC NN



YUKAR LUX Living
Item List P.98
SN NN



SESTINA LUX Living (17)
Item List P.79
NN AC



tosai LUX Living (18)
Item List P.87
AC NN



QUODO Living (15)
Item List P.154
NN AC



QUIET Living (21)
Item List P.159
NN SN



WING LUX Living
Item List P.57
NN



TEN Living
Item List P.214
NN



MOLA LUX Living
Item List P.93
AC SN NN



ATILLA LUX Living
Item List P.46
AC NN



ECLIPSE Living
Item List P.135
NN SN



RS SOFA
Item List P.123
SN AC



BOLS Living
Item List P.238
AC



TEN Living
Item List P.215
NN AC
SW



YUKAR LUX Living
Item List P.99
SN NN
SW



IPPONGI
Item List P.109
AC NN
SW



BARRINGER
Item List P.222
AC NN



QUODO Living (15)
Item List P.155
NN AC



WING LUX Living
Item List P.58
NN SN
SW



RB TABLE
Item List P.120
AC NN
SW



SESTINA LUX Living (17)
Item List P.80
NN AC
SW



CL TABLE
Item List P.175
SN NN



KINA LUX
Item List P.73
SN AC



KOTAN
Item List P.168
NN SN
Linoleum



GERBERA Living (21)
Item List P.142
SN



KAMUY LUX Living
Item List P.70
NN SN AC
SW
Marble



TEN Living
Item List P.215
NN AC
SW



WING LUX Living
Item List P.58
NN AC SN
SW



KOTAN
Item List P.168
NN SN
Linoleum



CRUST
Item List P.156
SN
SW



FLAN Living
Item List P.231
SN NN



GERBERA Living (21)
Item List P.142
SN



SPLINTER
Item List P.192
NN SN
SW



NUPRI Living
Item List P.221
SN AC
SW



MOLA LUX Living
Item List P.94
NN AC



WING LUX Living
Item List P.58
NN SN
SW



SESTINA LUX Living (17)
Item List P.80
NN AC
SW



QUODO Living (15)
Item List P.155
NN AC



JINGU Living
Item List P.179
AC NN



ATILLA LUX Living
Item List P.45
AC NN



STRIPE
Item List P.183
SN NN



IKOR Living
Item List P.133
NN SN



Desks

WING LUX
Item List P.60
NN SN
SW



FOUR
Item List P.229
NN
SW



STRIPE
Item List P.183
SN NN



AV Boards

TEN
Item List P.216
NN AC
SW



ATILLA LUX
Item List P.47
AC NN



WING LUX
Item List P.59
NN SN



SESTINA LUX (17)
Item List P.81
NN AC



Side Boards

TEN
Item List P.217
NN AC
SW



IPPONGI
Item List P.109
AC
SW



STRIPE
Item List P.183
SN NN



SW Solid wood top
NN North Noble SN Simple & Natural AC Advanced Classic

SW Solid wood top
NN North Noble SN Simple & Natural AC Advanced Classic

Shelves & Cabinets

TEN
Item List P.218
NN AC
SW



FOLD
Item List P.226
SN NN



MOLA LUX
Item List P.95
NN SN



STRIPE
Item List P.183
SN NN



MOLA LUX Living
Item List P.94
NN AC



TWIST
Item List P.199
SN NN



WING LUX
Item List P.60
NN SN



IPPONGI
Item List P.109
AC
SW



Bed

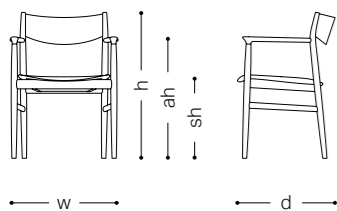
Bedroom System bm (22)
Item List P.234
NN AC SN



Description for the Item List

Wood coating	Wood and wood coating available to each model
Fabric and leather	Check the applicability of fabric and leather to each model.
Make-it-lower	Items that can be lowered by cutting legs
Covering seat	Items with a Covering seat seat
Leather stitching	Items with leather stitching when upholstered with leather
Designer	The name of a designer

Size description for chairs

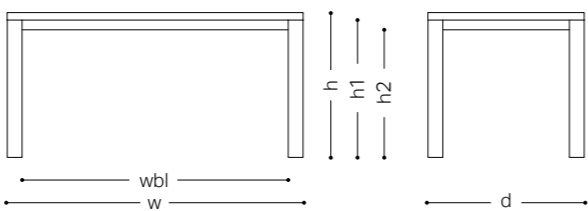


w width
d depth
h height
sh seat height
ah arm height
wt weight (kg)

*Size description by 5 mm

*Please note that there may be some measurement errors in size of chairs and sofas by the thickness of upholstery.

Size description for tables



w width
d depth
h height
t thickness
h1 height from the floor to the bottom of the top board
h2 height from the floor to the cross pieces of the top board
wbl width between legs
dia diameter

Price description for chairs

	F1	F2	F3	F4/CL1	F5/L2	L3	L4	
After-tax	Japanese Elm							②
	Japanese Ash Japanese Cherry							
Before-tax	Japanese Oak							③
	Walnut							
④	Only covering seat							

- ① Wood *1
- ② Fabric*2 / Leather grade*3
- ③ Price by grade
- ④ Price of a Covering seat seat

*1 Please see p. 266 to 268

*2 Please see p. 269 to 271

*3 Please see p. 272 to 273

QR code



The QR code at the top right of each page enables you to access our web page where you can see more images of our products.

Grain

Random match

Wood planks or veneer sheets are joined at random, of which expressive surface patterns require craftspeople for high skills and an eye for beauty.

Book match

Two pieces of wood planks or veneer sheets with similar surface patterns are arranged side by side to look like a book opened, which makes surface patterns look more dynamic by grains running symmetrically.

● 20 25 30 35 40 45 50 The figures in the boxes represent sales periods more than 20 years.

● The seat fabric and leather price is classified in seven grades.

● Delivery and installation are separately charged.

* Please contact for more details.

LUX Series

Item List



LUX, the higher grade series of the CondeHouse products, has been designed for people all over the world who seek a beautiful life. In order to meet the expectations of the world's highend markets, we have raised our standard in all the phases: material, design, development, and production.

ATILLA

LUX, the higher grade series of the CondeHouse products, has been designed for people all over the world who seek a beautiful life. In order to meet the expectations of the world's highend markets, we have raised our standard in all the phases: material, design, development, and production.



Atilla Kuzu





● **Sofa Bench**

You can make a huge L-shape sofa set by combining this with a sofa; a huge long seater with a full-back one-arm sofa; a huge plain bench if lining up two pieces side by side.

● **FB One Arm**

The full-back one-arm sofa is simply a half-cut sofa. It's more movable and flexible to make various sofa sets by combining with other modules.

● **Ottoman 75**

Ottoman with the beauty of straight line standing out by its simplicity. The leg width looks different depending on the angle you look at it from. It's useful to make a wide variety of sofa sets for a comfortable living space.

● **SB One Arm**

The short-back one-arm sofa. It's more flexible and accessible due to the shorter backrest, compared with the full-back type. It can be used as a stand-alone one-arm sofa.

Wood coating

Japanese Ash NF/WNF/MBR/DBR/GY/DGY/BL
Walnut CW/DBR

Designer

Atilla Kuzu
Turkey

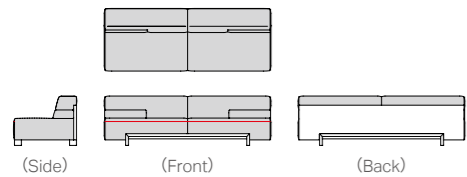
Leather stitching



Leather stitching is applied to the following:

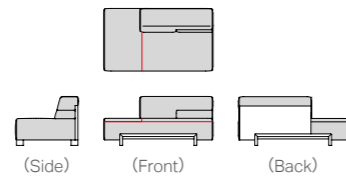
- Sofa 240
- Sofa 210

[The drawing for Sofa 240]

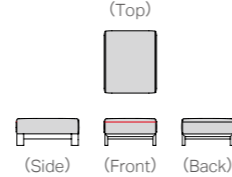


- SB One Arm 160 L (R)

[The drawing for L]

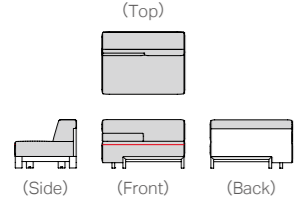


- Ottoman 75



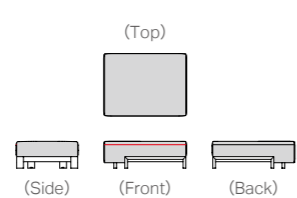
- FB One Arm 120 L (R)
- FB One Arm 105 L (R)

[The drawing for 120 R]

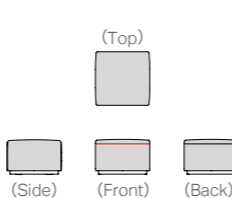


- Sofa Bench 120 L (R)
- Sofa Bench 105 L (R)


[The drawing for 120 R]



- Ottoman



① Walnut CW Bentley GY/F5



③ Walnut CW GR-BL/L4



② Walnut DBR Fine GY/F5



④ Walnut CW

		F1	F2	F3	F4/CL1	F5/L2	L3	L4
Sofa 240 [Image ①]	w: 2430 d: 920 h: 720 sh: 400 ah: 515	Japanese Ash						
		Walnut						
*The arm cushions are movable. Leather stitching								
Sofa 210 [Image ②]	w: 2130 d: 920 h: 720 sh: 400 ah: 515	Japanese Ash						
		Walnut						
*The arm cushions are movable. Leather stitching								
Ottoman [Image ③]	w: 620 d: 620 h: 405	Japanese Ash						
		Walnut						
Leather stitching								
Side Table 40 x 40 [Image ④]	w: 400 d: 400 h: 460	Japanese Ash						
		Walnut						



⑤ Japanese Ash DGY Zero BL/F5



⑥ Japanese Ash DGY Zero BL/F5



⑦ Japanese Ash DGY Zero BL/F5



⑧ Japanese Ash WMF Lumiere LGY/F4

		F1	F2	F3	F4/CL1	F5/L2	L3	L4
FB One Arm 120 L (R) [Image ⑤: R] w: 1220 d: 920 h: 720 sh: 400 ah: 515 *Accessory: Support legs with an adjuster *The arm cushions are movable. Leather stitching	Japanese Ash							
	Walnut							
FB One Arm 105 L (R) w: 1070 d: 920 h: 720 sh: 400 ah: 515 *Accessory: Support legs with an adjuster *The arm cushions are movable. Leather stitching	Japanese Ash							
	Walnut							
SB One Arm 160 L (R) [Image ⑥: L] w: 1605 d: 920 h: 720 sh: 400 ah: 515 *The arm cushions are movable. Leather stitching	Japanese Ash							
	Walnut							
Sofa Bench 120 L (R) [Image ⑦: L] w: 1220 d: 920 h: 400 *Accessory: Support legs with an adjuster Leather stitching	Japanese Ash							
	Walnut							
Sofa Bench 105 L (R) w: 1070 d: 920 h: 400 *Accessory: Support legs with an adjuster Leather stitching	Japanese Ash							
	Walnut							
Ottoman 75 [Image ⑧] w: 770 d: 920 h: 400 Leather stitching	Japanese Ash							
	Walnut							

*The FB One Arm L has the armrest on its left (vice versa).
 *In the SB One Arm, the one with the backrest extending to the edge on your left is L (vice versa).
 *In the Sofa Bench, the one with the CondeHouse tag on your left is L (vice versa).



Wood coating


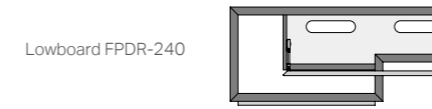
Japanese Ash NF/WNF/MBR/DBR/GY/DGY/BL/NFPWT/NFPDG/NFPBL
 /WNFPWT/WNFPDG/WNFPBL/MBRPWT/MBRPDG/MBRPBL
 /DBRPWT/DBRPDG/DBRPBL/GYPWT/GYPDG/GYPBL
 /DGYPWT/DGYPDG/DGYPBL/BLPWT/BLPDG/BLPBL
 Walnut CW/DBR/CWPWT/CWPDG/CWPBL/DBRPWT/DBRPDG/DBRPBL

Designer

Atilla Kuzu
 Turkey

*Wood and finish are indicated as follows: Main unit wood + main unit finish + drawer / flap door finish

Inside configuration



① Walnut CWPDG

Lowboard FPDR-240 [Image ①] w: 2400 d: 450 h: 500 *The backside is also veneered. *Accessory: height adjusters; a tray (w: 415 d: 160 h: 60) *Left: flap door; right: drawer *There is a difference in level inside the flap-door drawer	Japanese Ash
	Walnut
Lowboard FPDR-200 w: 2000 d: 450 h: 450 *The backside is also veneered. *Accessory: height adjusters; a tray (w: 373 d: 160 h: 45) *Left: flap door; right: drawer	Japanese Ash
	Walnut

WING

Based on the naturally beautiful design composed of rich but slender lines designed by Kiyoshi Sadogawa, we developed this premium collection. The motif shape is triangle expressing the dynamism and flexibility of nature. Hand work at fine details realizes the excellent quality of this collection.



Kiyoshi Sadogawa

WING | Wing Lux LD

LUX





Wood coating

Japanese Elm NF / WNF / MBR / DBR / GY / DGY / BL
 Japanese Ash NF / WNF / MBR / DBR / GY / DGY / BL
 Japanese Cherry NF / WNF / MBR / DBR / GY / DGY / BL
 Japanese Oak NF / WNF / MBR / DBR / GY / DGY / BL
 Walnut CW / DBR
 *Japanese Elm and Japanese cherry are not available for benches.

Fabric and leather

Fabric / leather unavailable for chairs (Upholstered Back)
 F5 Camila

Make-it-lower

Chair, Bench: 10mm 20mm 30mm 40mm
 Table: 10mm 20mm 30mm

Covering seat

The seat upholstery is removable for easy maintenance.



● Armchair

This is the iconic item of Wing collection. The design motif of this chair is a bird spreading its wings out, from which the name of the collection “Wing” comes. Our forming technique realizes the massive backrest with the minimum amount of wood. The edges of respective parts are sharp in contrast to the flowing silhouette. A Covering seat seat is adopted so that customers can replace seat upholstery easily.

● Bench

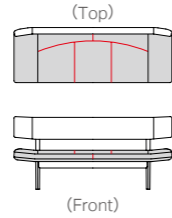
The both edges of the backrest are folded inward like bird's wings to embrace people seated there. For more practicality, one without the backrest is also available, which can be used not only as a part of a dining set but also in various situations. Our struggle for the effective use of leather results in beautiful stitching on the surface of the seat. A Covering seat seat is adopted so that customers can replace seat upholstery easily.

Leather stitching



Leather stitching is applied to the following:

- Bench 160 (with backrest)
 - Bench 160 H (with backrest)
 - Bench 145 (with backrest)
 - Bench 145 H (with backrest)
 - Bench 160 (without backrest)
 - Bench 160 H (without backrest)
 - Bench 145 (without backrest)
 - Bench 145 H (without backrest)
- [The drawing for Bench 160 (with backrest)]



Designer

Kiyoshi Sadogawa
 Japan



	F1	F2	F3	F4 / CL1	F5 / L2	L3	L4
Armchair (Upholstered Back) Armchair H Armchair E [Image ① : H]	w: 630 d: 540 h: 710 <745> (765) sh: 405 <440> (460) ah: 610 <645> (665) wt: 8.0	Japanese Elm	Japanese Ash Japanese Cherry	Japanese Oak	Walnut	Only covering seat	
Covering seat							
Armchair (Upholstered Back) Armchair H Armchair E [Image ② : H]	w: 630 d: 545 h: 720 <755> (775) sh: 405 <440> (460) ah: 610 <645> (665) wt: 8.0	Japanese Elm	Japanese Ash Japanese Cherry	Japanese Oak	Walnut	Only covering seat	
Limit in fabric / leather Covering seat							
Side Chair (Upholstered Back) Side Chair H Side Chair E [Image ③ : H]	w: 620 d: 540 h: 710 <745> (765) sh: 405 <440> (460) ah: 610 <645> (665) wt: 7.0	Japanese Elm	Japanese Ash Japanese Cherry	Japanese Oak	Walnut	Only covering seat	
Covering seat							
Side Chair (Upholstered Back) Side Chair H Side Chair E [Image ④ : H]	w: 620 d: 545 h: 720 <755> (775) sh: 405 <440> (460) ah: 610 <645> (665) wt: 7.0	Japanese Elm	Japanese Ash Japanese Cherry	Japanese Oak	Walnut	Only covering seat	
Limit in fabric / leather Covering seat							



● Trestle Table

This table was developed especially to be coupled with benches, so that the table legs don't lie in the way. It may look like an ordinary T-leg table, but a close look reveals unique features. The legs are shaped edgy like a sword; and the metal joints between the legs and beam can't be seen. The 40 mm thick top board is veneered at random.

*The figures in the angle brackets express the height of H type; ones in the parentheses express the height of E type.



⑤ Japanese Oak WNF RK-NL/L2



⑥ Japanese Oak NF Maple DBR/F3




⑦ Japanese Oak NF Blend LGY/F2



⑧ Japanese Oak GY RK-NL/L2



⑨ Walnut CW Blend LGY/F2

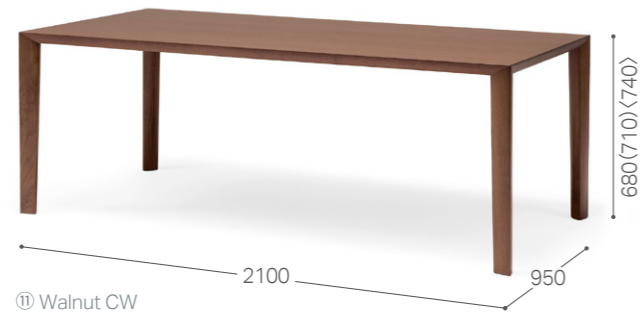


⑩ Japanese Oak NF RK-NL/L2

		F1	F2	F3	F4/CL1	F5/L2	L3	L4
Chu-zaisu [Image ⑤]	w: 620 d: 540 h: 660 sh: 350 ah: 555 wt: 7.5	Japanese Elm						
		Japanese Ash Japanese Cherry						
		Japanese Oak						
		Walnut						
		Only covering seat						
Covering seat								
Chu-zaisu (Upholstered Back) [Image ⑥]	w: 620 d: 545 h: 670 sh: 350 ah: 555 wt: 7.5	Japanese Elm						
		Japanese Ash Japanese Cherry						
		Japanese Oak						
		Walnut						
		Only covering seat						
Limit in fabric / leather Covering seat								

		F1	F2	F3	F4/CL1	F5/L2	L3	L4
Bench 160 (with backrest) Bench 160 H (with backrest) [Image ⑦]	w: 1615 d: 570 h: 735 (770) sh: 405 (440)	Japanese Ash						
		Japanese Oak						
		Walnut						
		Only covering seat						
Covering seat Leather stitching								
Bench 145 (with backrest) Bench 145 H (with backrest) [Image ⑧]	w: 1465 d: 570 h: 735 (770) sh: 405 (440)	Japanese Ash						
		Japanese Oak						
		Walnut						
		Only covering seat						
Covering seat Leather stitching								
Bench 160 (without backrest) Bench 160 H (without backrest) [Image ⑨ : H]	w: 1615 d: 520 h: 410 (445) sh: 405 (440)	Japanese Ash						
		Japanese Oak						
		Walnut						
		Only covering seat						
Covering seat Leather stitching								
Bench 145 (without backrest) Bench 145 H (without backrest) [Image ⑩ : H]	w: 1465 d: 520 h: 410 (445) sh: 405 (440)	Japanese Ash						
		Japanese Oak						
		Walnut						
		Only covering seat						
Covering seat Leather stitching								

*The figures in the angle brackets express the height of H type.




⑪ Walnut CW



⑫ Japanese Oak NF

Table 210 × 95
Table 210 × 95 D
Table 210 × 95 H
[Image ⑪ : D]


w: 2100 d: 950 h: 680 (710) (740)
h1: 640 (670) (700) wbl: 1960



*Accessory: height adjusters

Table 180 × 90
Table 180 × 90 D
Table 180 × 90 H


w: 1800 d: 900 h: 680 (710) (740)
h1: 640 (670) (700) wbl: 1660



*Accessory: height adjusters

Table 165 × 85
Table 165 × 85 D
Table 165 × 85 H

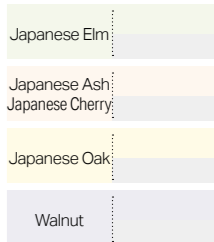
w: 1650 d: 850 h: 680 (710) (740)
h1: 640 (670) (700) wbl: 1510



*Accessory: height adjusters

Trestle Table 180 × 90
Trestle Table 180 × 90 D
Trestle Table 180 × 90 H
[Image ⑫]

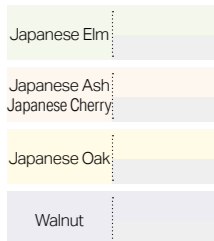
w: 1800 d: 900 h: 680 (710) (740)
h1: 640 (670) (700) wbl: 1050



*Accessory: height adjusters

Trestle Table 165 × 85
Trestle Table 165 × 85 D
Trestle Table 165 × 85 H

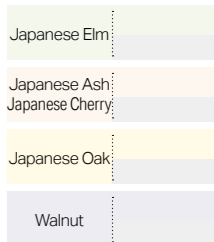
w: 1650 d: 850 h: 680 (710) (740)
h1: 640 (670) (700) wbl: 1050



*Accessory: height adjusters

Trestle Table 150 × 85
Trestle Table 150 × 85 D
Trestle Table 150 × 85 H

w: 1500 d: 850 h: 680 (710) (740)
h1: 640 (670) (700) wbl: 1050



*Accessory: height adjusters

*The figures in the parentheses express the height of D type; ones in the angle brackets express the height of H type
*Top board: random-match

*The figures in the parentheses express the height of D type; ones in the angle brackets express the height of H type
*Top board: random-match



Wood coating

Japanese Oak NF/WNF/MBR/DBR/GY/DGY/BL
Walnut CW/DBR

Make-it-lower

Armchair, Stool: 10mm 20mm 30mm 40mm

Covering seat

The seat upholstery is removable for easy maintenance.

*Only for Armchair and Stool

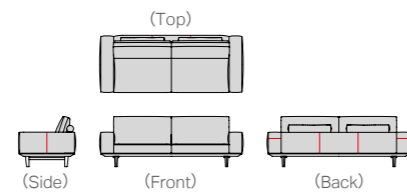


Leather stitching

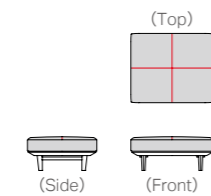


Leather stitching is applied to the following:

- Sofa 230
 - Sofa 200
- [The drawing for Sofa 230]



- Ottoman ※ Except for Ottoman (S)



Designer

Kiyoshi Sadogawa
Japan



① Walnut CW GR-BL/L4



② GR-BL/L4



③ Walnut CW GR-BL/L4



④ Walnut CW GR-BL/L4

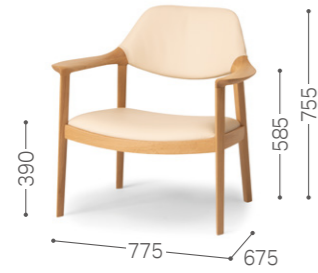
● **Sofa**

By the tapered wood frame and triangle-shaped legs, it looks stable but light and is providing a sense of openness to the room. All the cushions of seats, backrests, and arms are carefully tuned in shape, resilience, etc. The bolster cushions for the backrests also work as a design accent. Enjoy a nap on it with optional cushions.

● **Coffee Table • End Table**

What features these tables is the design of a joint between the top board and legs, simple but so design-oriented. Their sizes are also carefully designed. Due to the difference in height, they can be placed in combination, resulting in a wide variety of expressions.


			F1	F2	F3	F4/CL1	F5/L2	L3	L4
Sofa 230 [Image ①]	w: 2350 d: 930 h: 790 sh: 385 ah: 570	Japanese Oak							
		Walnut							
Leather stitching									
Sofa 200	w: 2050 d: 930 h: 790 sh: 385 ah: 570	Japanese Oak							
		Walnut							
Leather stitching									
Cushion [Image ②]	560 × 450								
Ottoman [Image ③]	w: 940 d: 790 h: 385	Japanese Oak							
		Walnut							
Leather stitching									
Ottoman (S) [Image ④]	w: 600 d: 600 h: 385	Japanese Oak							
		Walnut							



⑤ Japanese Oak NF RK-NL/L2



⑥ Japanese Oak NF RK-NL/L2



⑦ Japanese Oak NF



⑧ Japanese Oak NF



⑨ Walnut CW

		F1	F2	F3	F4/CL1	F5/L2	L3	L4
Armchair [Image ⑤] w: 775 d: 675 h: 755 sh: 390 ah: 585	Japanese Oak							
	Walnut							
	Only covering seat							
Covering seat								
Stool [Image ⑥] w: 620 d: 450 h: 400 sh: 390	Japanese Oak							
	Walnut							
	Only covering seat							
Covering seat								
Coffee Table 150 × 34 [Image ⑦] w: 1500 d: 395 h: 400	Japanese Oak							
	Walnut							
	*Solid wood top							
End Table 34 × 90 [Image ⑧] w: 400 d: 900 h: 500	Japanese Oak							
	Walnut							
	*Solid wood top							
Side Table 36 × 55 [Image ⑨] w: 360 d: 550 h: 500	Japanese Oak							
	Walnut							
	*Solid wood top *Accessory: height adjusters							

*Top board: random-match



Wood coating

Japanese Oak NF/WNF/MBR/DBR/GY/DGY/BL
Walnut CW/DBR

Designer

Kiyoshi Sadogawa
Japan

● Lowboard

A simple lowboard that can be used flexibly in many ways. It has a drawer in the middle and flap-door compartments on both sides. Our craftsmanship can be seen on the front face where wood grain runs horizontally from one end to another. The back panel is removable for wiring.

● Chest

A small chest of drawers with hidden storage for your favorite watches, rings, passports, bank books, and other important items. The top three drawers are opened using an antique-style key as a pull. The bottom board of the drawers are upholstered with fabric; we pursued quality even in an unnoticeable place like this. The bottom four drawers are touch-open type without pulls. When lined up with a curio case of the same height, they look like a single piece of furniture.

● Desk

The combination with a Wing dining chair can make a unique personal space anywhere due to its comparably small size, like in the corner of a living room, bed room, etc. The top board rotates on the drawer cabinet to have the cabinet on either left or right.

● Curio Case

Hobby tools and mementos can be displayed and enjoyed under LED downlights in this compact curio case. It's flexible to fit into a variety of scenes and uses, not only in the living room. The door is made of tempered glass, and the back is made of frosted mirror that maintains elegant brightness without reflecting the room too much. The height is unified with the chest of drawers to make a set. The legs, which are the same design as the lowboard, open slightly outward to ensure stability.



① Japanese Oak NF



Lowboard FPDR-180
[Image ①]

w: 1800
d: 515 (500, without the door handles)
h: 490

*The backside is also veneered.
*Accessory: a tray (w: 539 d: 150 h: 35)
*The back board is removable for wiring.
*Left and right: flap door; middle: drawer

Japanese Oak	
Walnut	

Lowboard FPDR-160

w: 1600
d: 515 (500, without the door handles)
h: 490

*The backside is also veneered.
*Accessory: a tray (w: 539 d: 150 h: 35)
*The back board is removable for wiring.
*Left and right: flap door; middle: drawer

Japanese Oak	
Walnut	



② Japanese Oak NF



③ Japanese Oak NF



④ Japanese Oak GY



EIGHT

“Love at first sight; love more over time.” That’s what we aimed at together with the designer, Jin Kuramoto. The chair is featured by the shell so finely tuned in shape as to be more enveloping and spacious than it looks. The shell consists of two layers you can upholster with two different kinds of fabric leather, which will make the chair more characteristic. The wide and thick back framed by elaborately processed solid wood—the point the designer likes best—gives an impression of elegance. The chair was named from the beautiful shape of its frame (figure of eight).



Jin Kuramoto

Curio Case GDD-80 <small>[Image ②]</small>	w: 800 d: 350 h: 1075	*The backside is also veneered. *Accessory: downlight (LED × 2) ; t8 glass shelves (w: 754 × 2) *Frost mirror back board	Japanese Oak Walnut
Chest DR-50 <small>[Image ③]</small>	w: 500 d: 350 h: 1075	*The backside is finished the same as the front. *Accessory: a key, secret compartment inside	Japanese Oak Walnut
Desk 125 <small>[Image ④]</small>	w: 1250 d: 500 h: 700 h1: 670 wbl: 735	*Solid wood top *The backside is finished the same as the front. *Accessory: height adjusters; a key; a pen tray *The top board is rotated on the drawer cabinet.	Japanese Oak Walnut

*Top board of desk: random-match



Wood coating

Japanese Oak NF/WNF/MBR/DBR/GY/DGY/BL

Designer

Jin Kuramoto
Japan

Fabric and leather

Fabric / leather unavailable for the items on this page

L2 RK
L4 GR



① Japanese Oak DGY Tonica DGY/F4
(Outside: BQ-BL/L3)



② Japanese Oak GY MG-LGY/L3
(Outside: MG-KGY/L3)

Armchair
Armchair H
Armchair L
[Image ①]

w: 575 d: 575 h: 740 (770) (710)
sh: 450 (480) (420)
ah: 615-690 (645-720) (585-660)
wt: 10.0

	F1	F2	F3	F4/CL1	F5	L3
Japanese Oak	Yellow	Yellow	Yellow	Yellow	Yellow	Yellow

*Two different types of fabric / leather are selectable (the higher price is applied). | Limit in fabric / leather |

Side Chair
Side Chair H
Side Chair L
[Image ②]

w: 570 d: 575
h: 740 (770) (710)
sh: 450 (480) (420)
wt: 9.5

	F1	F2	F3	F4/CL1	F5	L3
Japanese Oak	Yellow	Yellow	Yellow	Yellow	Yellow	Yellow

*Two different types of fabric / leather are selectable (the higher price is applied). | Limit in fabric / leather |

*The figures in the angle brackets express the height of H type; ones in the parentheses express the height of L type.

KAMUY

CondeHouse is delighted to present KAMUY collection, a new classic realized in collaboration with Naoto Fukasawa. Asahikawa is famous as a wood furniture producing district in Japan, and KAMUY collection came to fruition by a unique fusion of its local wood crafting technology and Fukasawa's artistic forming skills. The simple and well-made design of KAMUY naturally harmonises with any type of environments. KAMUY, the most chair-like chair, offers the feeling of déjà vu.



Naoto Fukasawa

KAMUY | Kamuy Lux Dining

LUX





Wood coating

Japanese Oak NF/WNF/MBR/DBR/GY/DGY/BL
Walnut CW/DBR

Make-it-lower

Chair: 10mm 20mm 30mm 40mm
Table: 10mm 20mm 30mm

Designer

Naoto Fukasawa
Japan



① Japanese Oak NF Tonica DGY/F4



② Japanese Oak BL



③ Walnut CW Tonica LGY/F4



④ Japanese Oak NF

● Armchair • Side Chair

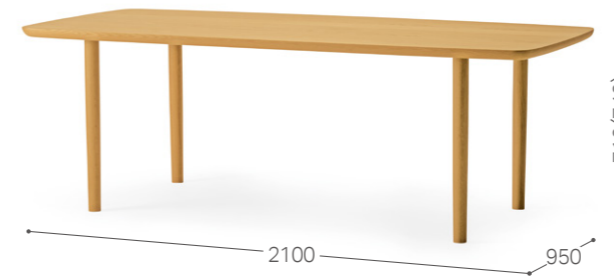
This is the fruit of the designer's desires and our craftsmanship responding to them. Every important point of the main frame is shaped edgy; the beams between the legs are very slightly tapered; the shape of the wooden seat is curved out based on 3D data. These small tricks make the chair look sharp from any angle. The chair looks so normal and beautiful.

● Table

The shape of this table is not round but not exactly square. The best part is the finish of the top board edge. The edge is not vertical but reverse-slanted to the back side. The slant angle is not constant but finely adjusted so that the thickness of the top board is thin and constant viewed from any angle. The legs can be positioned in two ways to match the number of chairs to be set (for ones more than 2100 mm in width).



⑤ Walnut CW



⑥ Japanese Oak NF

Table leg positions

The table leg positions are changeable (inside or outside) in case of length 240 / 210.



		F1	F2	F3	F4/CL1	F5/L2	L3	L4
Armchair (Upholstered Seat) Armchair H (Upholstered Seat) [Image ① : H] w: 585 d: 535 h: 770 (790) sh: 435 (455) ah: 640 (660) wt: 6.0	Japanese Oak							
	Walnut							
Armchair (Wooden Seat) Armchair H (Wooden Seat) [Image ② : H] w: 585 d: 530 h: 770 (790) sh: 420 (440) ah: 640 (660) wt: 7.0	*Solid wood seat							
	Japanese Oak							
	Walnut							
Side Chair (Upholstered Seat) Side Chair H (Upholstered Seat) [Image ③ : H] w: 570 d: 535 h: 770 (790) sh: 435 (455) wt: 5.5	Japanese Oak							
	Walnut							
Side Chair (Wooden Seat) Side Chair H (Wooden Seat) [Image ④ : H] w: 570 d: 530 h: 770 (790) sh: 420 (440) wt: 6.5	*Solid wood seat							
	Japanese Oak							
	Walnut							

*The figures in the angle brackets express the height of H type.

Table 240 × 100 Table 240 × 100 H [Image ⑤ : H] w: 2400 d: 1000 h: 710 (740) h1: 670 (700) wbl: 1440 (outside 2085)	Japanese Oak		
	Walnut		
Table 210 × 95 Table 210 × 95 H [Image ⑥ : H] w: 2100 d: 950 h: 710 (740) h1: 670 (700) wbl: 1440 (outside 1785)	Japanese Oak		
	Walnut		
Table 180 × 95 Table 180 × 95 H w: 1800 d: 950 h: 710 (740) h1: 670 (700) wbl: 1485	Japanese Oak		
	Walnut		
Table 160 × 95 Table 160 × 95 H w: 1600 d: 950 h: 710 (740) h1: 670 (700) wbl: 1285	Japanese Oak		
	Walnut		

*The figures in the angle brackets express the height of H type. *Top board: random-match



Wood coating

Japanese Oak NF/WNF/MBR/DBR/GY/DGY/BL
Walnut CW/DBR

Fabric and leather

Fabric / leather available for 2 Seater, Easy Chair (Upholstered Back)

- F3 Ultrasuede
- F4 Tonica
- L3 MG, EN, KP, BQ

Make-it-lower

Easy Chair, Stool: **10mm** **20mm** **30mm** **40mm**

● **Easy Chair**

The designer pursued the best angle between the backrest and seat of a chair for people to lounge in. Some parts of the outline are designed to be edgy, but the surface is finished so smoothly to make people relax. There are two types of backrests: wooden or upholstered.

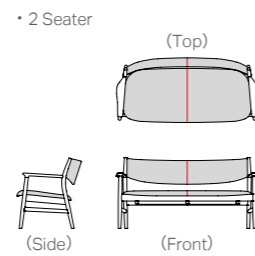
● **Side Table • Round Table**

The round side table has two types of top boards: wood and marble. The legs are tapered to both ends, and the arc of the leg base was precisely calculated out, so that the leg base doesn't make a shadow on the floor.

Leather stitching



Leather stitching is applied to the following:



Designer

Naoto Fukasawa
Japan

● **2 Seater**

The easy chair is stretched to a two-seater bench of 1450 mm in width.



① Japanese Oak BL Tonica LGY/F4

● **Stool**

Simple but elaborately designed. The height of the beams between the legs are made uniform to those of the easy chair for a perfect balance between them.



④ Japanese Oak WNF Tonica LGY/F4



② Japanese Oak WNF Tonica LGY/F4



③ Japanese Oak BL Tonica LGY/F4



		F1	F2	F3	F4	F5/L2	L3	L4
2 Seater [Image ①]	w: 1450 d: 670 h: 730 sh: 395 ah: 575	Japanese Oak						
		Walnut						
Limit in fabric / leather Leather stitching								
Easy Chair (Upholstered Back) [Image ②]	w: 705 d: 655 h: 730 sh: 385 ah: 575	Japanese Oak						
		Walnut						
Limit in fabric / leather								
		F1	F2	F3	F4/CL1	F5/L2	L3	L4
Easy Chair (Wooden Back) [Image ③]	w: 705 d: 650 h: 730 sh: 385 ah: 575	Japanese Oak						
		Walnut						
Stool [Image ④]	w: 590 d: 410 h: 380 sh: 375	Japanese Oak						
		Walnut						



⑤ Walnut CW



⑥ Japanese Oak WNF




⑦ Japanese Oak WNF



⑧ Walnut CW

Bianco carrara marble

Bianco carrara marble used for the side table top is unique in color and pattern, and may inherently have pin holes and fine cracks on its surface. Please don't leave it wet. Marble surface, regardless of water repellent, contains moisture in its pin holes and fine cracks and becomes likely to be peeled off.




Round Side Table 45 [Image ⑤]	dia: 450 h: 500	*Solid wood top	<table border="1"> <tr><td>Japanese Oak</td><td>■</td></tr> <tr><td>Walnut</td><td>■</td></tr> </table>	Japanese Oak	■	Walnut	■
Japanese Oak	■						
Walnut	■						
Round Side Table 45 (Marble) [Image ⑥]	dia: 450 h: 500	*Marble stone top	<table border="1"> <tr><td>Japanese Oak</td><td>■</td></tr> <tr><td>Walnut</td><td>■</td></tr> </table>	Japanese Oak	■	Walnut	■
Japanese Oak	■						
Walnut	■						
Round Table 58 [Image ⑦]	dia: 580 h: 480	*Solid wood top	<table border="1"> <tr><td>Japanese Oak</td><td>■</td></tr> <tr><td>Walnut</td><td>■</td></tr> </table>	Japanese Oak	■	Walnut	■
Japanese Oak	■						
Walnut	■						
Round Table 58 (Marble) [Image ⑧]	dia: 580 h: 480	*Marble stone top	<table border="1"> <tr><td>Japanese Oak</td><td>■</td></tr> <tr><td>Walnut</td><td>■</td></tr> </table>	Japanese Oak	■	Walnut	■
Japanese Oak	■						
Walnut	■						


*Wooden top board: random-match

KINA


KINA LUX, designed by David Trubridge of New Zealand. This objet d'art is light yet stable and sturdy enough to be used as a table, or even as an ottoman. CondeHouse presents to the world, this masterpiece born through a collection of meticulous handcrafting efforts combined with advanced molding and precision manufacturing techniques.




David Trubridge



① Japanese Birch OFN



② Japanese Birch OFN Ultrasuede DGY/F3



③ Japanese Birch OFNPWT

Wood coating

C, U: Japanese Birch OFN

P : Japanese Birch OFNPWT/OFNPDG/OFNPBL/OFNREM

*Wood and finish are indicated as follows: Main unit wood + main unit finish + top surface finish

Designer


David Trubridge
New Zealand

Cork

An eco-friendly material, approximately half of which is produced in Portugal. Cork is made from the tree bark of cork oak. It is a recyclable and waste-free natural material that can be obtained without cutting trees down because it's made from residue from producing wine stoppers, etc.



This ellipsoid furniture made of Japanese birch consists of 22 arc-shape parts for size 80; 24 for size 100. The curve and grid of each piece are molded and cut by machine; polished and oil-coated by hand due to its complex shape. The combination of advanced technology and human skills results in this beautiful product. It's something that you not only use but also enjoy by looking at.



Kina Floor C 100
[Image ①]

dia: 1000 h: 410

*The top surface is cork.

Japanese Birch

Kina Floor C 80

dia: 800 h: 330

*The top surface is cork.

Japanese Birch

Kina Floor U 100

dia: 1000 h: 410

F1 | F2 | F3 | F4/CL1 | F5/L2 | L3 | L4

Japanese Birch

Kina Floor U 80
[Image ②]

dia: 800 h: 330

Japanese Birch

Kina Floor P 100
[Image ③]

dia: 1000 h: 410

*The top surface is colorcoated MDF.

Japanese Birch

Kina Floor P 80

dia: 800 h: 330

*The top surface is colorcoated MDF.

Japanese Birch

SPLINTER

An additional model to Splinter collection designed by Oki Sato from nendo. The chair shell is upholstered with special thick leather supplied by a sole Japanese saddle maker, SOMÈS SADDLE. The high grade leather makes its back view more beautiful.



nendo Oki Sato

SPLINTER | Splinter Lux Dining

LUX



Wood coating

Japanese Oak NF/WNF/MBR/DBR/GY/DGY/BL/NWT

Make-it-lower


Chair: 10mm 20mm 30mm 40mm

Designer


nendo Oki Sato
Japan

Special thick leather

The special leather is 4 mm in thickness, tannin-tanned, aniline-dyed, and available in the following two colors.



SO-BR



SO-DGY

The leather edge is polished by saddle craftspeople, and the leather is upholstered and stitched by hand.

SOMÈS SADDLE

A sole Japanese saddle maker in Sunagawa city, Hokkaido. Their products, especially thick leather ones, are chosen by many horse jockeys for its high hand-made quality.

Special leather wax

Special leather wax is included for the following items. Leather is kept in good condition by regular maintenance, once or twice a year according to conditions. (Splinter Lux Dining Armchair / Tack Lux Living Easy Chair, Ottoman) This special leather wax was developed exclusive for SOMÈS SADDLE thick leather. Please don't use for other leather products.



Japanese Oak GY SO-DGY



<https://www.somes.co.jp>



Armchair (Shell)
Armchair H (Shell)

w: 595 d: 580 h: 725 (745)
sh: 420 (440) ah: 650 (670) wt: 7.0

Japanese Oak

*Thick leather: SO-BR or SO-DGY

*The figures in the angle brackets express the height of H type.

SESTINA

Using as thin wood materials as possible; not hiding structures but showing them as a part of design: these eliminations created the affluent appearance with the carefully selected wood grain and color contrast in wood between the base and upper frame.



Motomi Kawakami

SESTINA | Sestina Lux Living (17)

LUX



Wood coating

Japanese Ash NF/WNF/MBR/DBR/GY/DGY/BL
Walnut CW/DBR
*Legs made of Japanese Cherry (WL color)

Piping colors



Piping BR

Piping GY

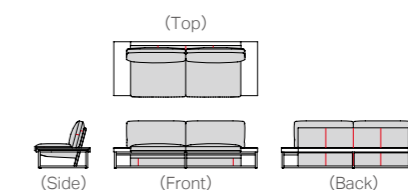
Leather stitching

Stitch 

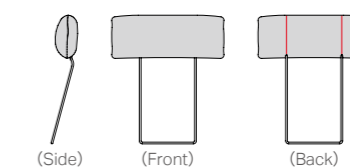
Leather stitching is applied to the following:

- Sofa 240
- Sofa 240 KD
- Sofa 210
- One Arm 212 L (R)
- One Arm 182 L (R)

[The drawing for Sofa 240]



• Headrest



Designer

Motomi Kawakami
Japan

Material

Walnut and Japanese ash are used for this collection. The eyes of our craftsmen developed through many years of experience carefully selected right wood for the right part.

Sofa design

The base frame is thin and colored darker, which makes the seat part look light and floating. The arm board is made of solid-wood pieces in different sizes to create individuality. In the case of upholstery with leather, a piping edge is available as an option.

Cabinet structure

In order to express the minimum structure of the sofa, all the parts are designed to look slender. Another feature is the flap door handle. Even the inside of the flap door handle is veneered to show beautiful wood grain.

Cabinet function

The slender look of the sofa makes the room look more spacious. Against its appearance, the sofa cushions provide super relaxation. The center flap door of the TV board has a soft-closing function.



① Japanese Ash NF Avance BR/F5



Sofa 240 KD Middle legs



② Walnut CW BQ-BL/L3 Piping GY



③ Japanese Ash MBR BQ-BL/L3



④ Japanese CherryWL EN-NV/L3



⑤ Avance BR/F5



⑥ Avance BR/F5

		F1	F2	F3	F4/CL1	F5/L2	L3	L4
Sofa 240 [Image ①]	w: 2400 d: 920 h: 790 sh: 410 ah: 340	Japanese Ash						
		Walnut						
	*Solid wood armrest *Accessory: height adjusters *Legs made of Japanese Cherry (WL color) Leather stitching							
Sofa 240 KD	w: 2400 d: 920 h: 790 sh: 410 ah: 340	Japanese Ash						
		Walnut						
	*Solid wood armrest *Accessory: height adjusters *Legs made of Japanese Cherry (WL color) *Knock-down: the main frame is connected in the middle. Leather stitching							
Sofa 210 [Image ②]	w: 2100 d: 920 h: 790 sh: 410 ah: 340	Japanese Ash						
		Walnut						
	*Solid wood armrest *Accessory: height adjusters *Legs made of Japanese Cherry (WL color) Leather stitching							
One Arm 212 L (R)	w: 2120 d: 920 h: 790 sh: 410 ah: 340	Japanese Ash						
		Walnut						
	*Solid wood armrest *Accessory: height adjusters *Legs made of Japanese Cherry (WL color) Leather stitching							
One Arm 182 L (R) [Image ③ : R]	w: 1820 d: 920 h: 790 sh: 410 ah: 340	Japanese Ash						
		Walnut						
	*Solid wood armrest *Accessory: height adjusters *Legs made of Japanese Cherry (WL color) Leather stitching							
Piping Option for Sofa 240 / Sofa 240 KD / One Arm 212 L (R)								
		*Only for Leather						
		*Piping color: BR or GY						
Piping Option for Sofa 210 / One Arm 182 L (R)								
		*Only for Leather						
		*Piping color: BR or GY						
Ottoman [Image ④]	w: 710 d: 655 h: 410	Japanese Cherry WL						
	*Accessory: height adjusters							
Piping Option for Ottoman								
		*Only for Leather						
		*Piping color: BR or GY						
Headrest [Image ⑤]	w: 650 d: 150 h: 740 Height including the headrest: 1000							
	Leather stitching							
Arm Cushion [Image ⑥]	w: 300 d: 520 h: 130							

*L has the armrest on its left (vice versa).




Wood coating

Japanese Ash NF/WNF/MBR/DBR/GY/DGY/BL
Walnut CW/DBR
*Legs made of Japanese Cherry (WL color)

Designer

Motomi Kawakami
Japan



⑦ Japanese Ash NF



⑧ Walnut CW



⑨ Walnut CW



① Walnut CW



② Japanese Ash WNF



Coffee Table 150 × 50	w: 1500 d: 500 h: 340	
	*Solid wood top *Accessory: height adjusters *Legs made of Japanese Cherry (WL color)	
Coffee Table 130 × 65 <small>[Image ⑦]</small>	w: 1300 d: 650 h: 340	
	*Solid wood top *Accessory: height adjusters *Legs made of Japanese Cherry (WL color)	
Coffee Table 90 × 90 <small>[Image ⑧]</small>	w: 900 d: 900 h: 340	
	*Solid wood top *Accessory: height adjusters *Legs made of Japanese Cherry (WL color)	
Side Table 30 × 55 <small>[Image ⑨]</small>	w: 300 d: 550 h: 480	
	*Solid wood top *Accessory: plastic protectors at the leg bottoms	
	*Top board: random-match	

TV Lowboard TV-220 <small>[Image ①]</small>	w: 2200 d: 510 h: 400	
	*The backside is also veneered. *Accessory: height adjusters; t10 glass shelves (w: 519 × 2) *Legs made of Japanese Cherry *Left and right: drawer; middle: flap door	
TV Lowboard TV-180 <small>[Image ②]</small>	w: 1800 d: 510 h: 400	
	*The backside is also veneered. *Accessory: height adjusters; t10 glass shelf (w: 669 × 1) *Legs made of Japanese Cherry *Left and right: drawer; middle: flap door	
TV Lowboard TV-165	w: 1650 d: 510 h: 400	
	*The backside is also veneered. *Accessory: height adjusters; t10 glass shelf (w: 519 × 1) *Legs made of Japanese Cherry *Left and right: drawer; middle: flap door	

TACK

Noboru Nakamura, a designer based in Hokkaido created this personal chair in 1978, and it was reborn through brushing up the detail of the design. Tack means "Thank you" in Swedish. This is the real Hokkaido chair: designed by a Hokkaido designer; made of Hokkaido ash; of which thick leather is supplied by a Hokkaido saddle maker. The structure is resistant to aging because the joints of the frame are designed to be tightened by the weight.



Noboru Nakamura
(1938-2023)

TACK | Tack Lux Living

LUX



Wood coating

Japanese Ash NF/WNF/MBR/DBR/GY/DGY/BL

Make-it-lower

Easy Chair, Ottoman

: 10mm 20mm 30mm 40mm

Designer


Noboru Nakamura
(1938-2023)
Japan

Special thick leather

The special leather is 4 mm in thickness, tannin-tanned, aniline-dyed, and available in the following two colors. You can enjoy the leather changing, stretching, and fitting to the body with age.



SO-BR



SO-DGY

The belt at the back of the seat works as a tension adjuster. The frame and upholstery structure is to be disassembled for future re-upholstery.

SOMÈS SADDLE

A sole Japanese saddle maker in Sunagawa city, Hokkaido. Their products, especially thick leather ones, are chosen by many horse jockeys for its high hand-made quality.

Special leather wax

Special leather wax is included for the following items. Leather is kept in good condition by regular maintenance, once or twice a year according to conditions. (Splinter Lux Dining Armchair / Tack Lux Living Easy Chair, Ottoman) This special leather wax was developed exclusive for SOMÈS SADDLE thick leather. Please don't use for other leather products.



<https://www.somes.co.jp>



① Japanese Ash GY SO-DGY



② Japanese Ash NF SO-BR

Easy Chair

[Image ①]

w: 830 d: 625 h: 705 sh: 385 ah: 525

*Thick leather: SO-BR or SO-DGY

Japanese Ash

Ottoman

[Image ②]


w: 620 d: 460 h: 390 sh: 370

*Thick leather: SO-BR or SO-DGY

Japanese Ash

tosai

The tosai-collection connects traditional woodcraft and Japanese interior with the design tradition of the German Bauhaus which Peter Maly, the designer of tosai, claims as his main influence. The result is just persuasive – Stimulated by the contrast of cultures, a furniture collection brings alive the strength of both partners. Clear basic shapes, finest materials, and uncompromising professional skills and precision are the principles of CondeHouse.



Peter Maly



tosai | tosai Lux Living (18)

LUX



■ Tradition

The base frame of the sofa is joined with the three way miter joint. It's one of the traditional Japanese woodworking techniques, not only strong but also beautiful to look at.

■ Technique

The dynamic and stable-looking backrest of the easy chair was realized by our careful drying process and variable thickness forming technique.



■ Size-wise concept

Peter Maly is deeply in love with Japanese living styles. Accordingly, a Japanese tatami mat is used as a module to calculate out the size of the items he designed for CondeHouse, which results in this well-proportioned collection.

Wood coating

Japanese Oak NF/WNF/MBR/DBR/GY/DGY/BL
Walnut CW/DBR

Make-it-lower

Easy Chair
: 10mm 20mm 30mm 40mm

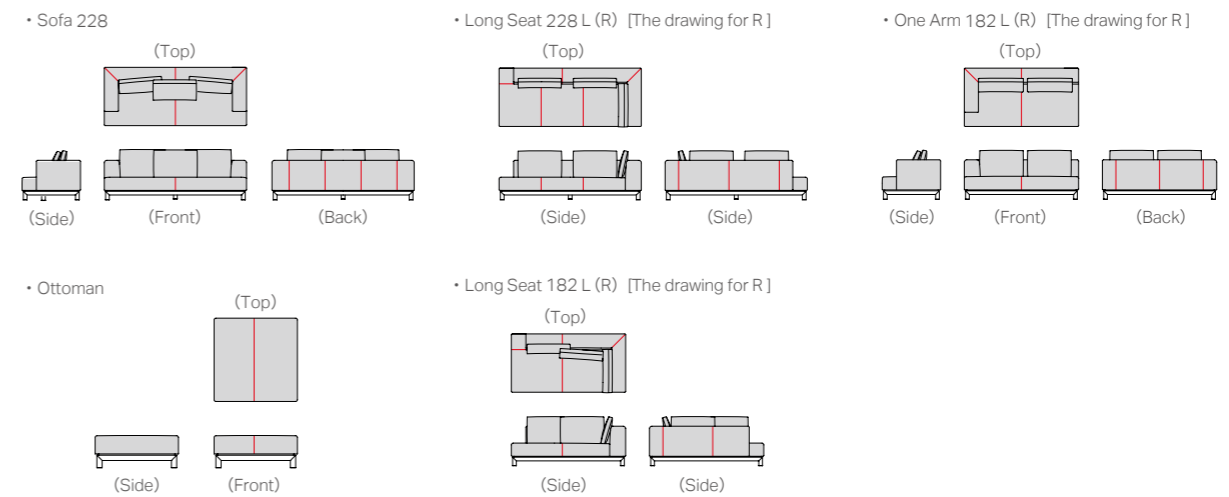
Designer

Peter Maly
Germany

Leather stitching


Stitch —

Leather stitching is applied to the following:





① Japanese Oak NF Tonica DGY/F4



② Japanese Oak NF Bentley BR/F5



③ Japanese Oak NF Bentley BR/F5



④ Japanese Oak NF Bentley BR/F5



⑤ Bentley BR/F5



⑥ Japanese Oak NF KP-LGY/L3



⑦ Walnut CW Bentley BR/F5

Fabric and leather

Fabric / leather available for Easy Chair (Upholstered Back)

- F1 Grain
- F2 Fili
- F3 Ultrasuede
- F4 Tonica
- F5 Zero, Bentley
- L3 MG, EN, BQ

F1 | F2 | F3 | F4/CL1 | F5/L2 | L3 | L4

Sofa 228 <small>[Image ①]</small>	w: 2315 d: 950 h: 670 sh: 370	Japanese Oak								
		Walnut								
*Accessory: middle legs with an adjuster Leather stitching										
(as an example) Sofa 228 with Back Cushion x 3	w: 2315 d: 950 h: 800 sh: 370 ah: 670	Japanese Oak								
		Walnut								
*Accessory: middle legs with an adjuster Leather stitching										
One Arm 182 L (R) <small>[Image ② : L]</small>	w: 1860 d: 950 h: 670 sh: 370	Japanese Oak								
		Walnut								
*Accessory: middle legs with an adjuster Leather stitching										
(as an example) One Arm 182 L (R) with Back Cushion x 2	w: 1860 d: 950 h: 800 sh: 370 ah: 670	Japanese Oak								
		Walnut								
*Accessory: middle legs with an adjuster Leather stitching										
Long Seat 228 L (R) <small>[Image ③ : R]</small>	w: 950 d: 2315 h: 670 sh: 370	Japanese Oak								
		Walnut								
*Accessory: middle legs with an adjuster Leather stitching										
(as an example) Long Seat 228 L (R) with Back Cushion x 3	w: 950 d: 2315 h: 800 sh: 370 ah: 670	Japanese Oak								
		Walnut								
*Accessory: middle legs with an adjuster Leather stitching										
Long Seat 182 L (R)	w: 950 d: 1860 h: 670 sh: 370	Japanese Oak								
		Walnut								
*Accessory: middle legs with an adjuster Leather stitching										
(as an example) Long Seat 182 L (R) with Back Cushion x 3	w: 950 d: 1860 h: 800 sh: 370 ah: 670	Japanese Oak								
		Walnut								
*Accessory: middle legs with an adjuster Leather stitching										
Ottoman <small>[Image ④]</small>	w: 950 d: 950 h: 370	Japanese Oak								
		Walnut								
*Accessory: middle legs with an adjuster Leather stitching										
Back Cushion <small>[Image ⑤]</small>	680 × 440									
*Accessory: middle legs with an adjuster Leather stitching										
Easy Chair <small>[Image ⑥]</small>	w: 740 d: 620 h: 720 sh: 410 ah: 700	Japanese Oak								
		Walnut								
*Accessory: middle legs with an adjuster Leather stitching										
F1 F2 F3 F4 F5 L3 L4										
Easy Chair (Upholstered Back) <small>[Image ⑦]</small>	w: 740 d: 620 h: 720 sh: 410 ah: 700	Japanese Oak								
		Walnut								
*Limit in fabric / leather										

*L has the armrest on its left (vice versa).

BARCA

Barca means a boat in Italian. The shape of the shell looking like a boat can change as you wish by moving the 28 pieces of sliding boards consisting of the shell. It was a big challenge: the sliding boards must move smoothly but maintain a posture at the same time. The chair won the best prize in International Furniture Design Competition in Asahikawa 2008 for its originality, and has grown up to be one of the iconic products to show CondeHouse's enthusiasm for design.



Jakob Joergensen

BARCA | Barca Lux

LUX



Wood coating

Japanese Oak NF/WNF

Designer

Jakob Joergensen
Denmark



① Japanese Oak NF



② Ultrasuede GY/F3

Rounge Chair

[Image ①]

w: 1255 d: 1175 h: 785

*The shape is changeable (the above dimensions for the minimum shape).

Japanese Oak

Seat Cushion

[Image ②]

φ 600

F1 | F2 | F3 | F4/CL1 | F5/L2 | L3 | L4

MOLA

This is a sofa people want to lie onto, not just sit on. All that we can do for comfort has been done, such as the fine tuning of cushion filling, the careful selection of upholstery fabric, etc. Customers can make this sofa their own personal spaces by setting it together with other items from MOLA collection.



Toshiyuki Yoshino



Designer's Message

The core concept of this collection is "not furniture but a comfort space that each user can arrange." I designed this sofa as a place where people are relaxed in their own ways rather than just simply seated on. The concept is shown in the lineup of the collection. A center table is not included because it has no other choice but to be placed in front of the sofa. Instead, I added side tables, sofa side boxes, and low shelves as places to put things around the sofa. Accordingly, users can enjoy making their personal arrangement.



● Shelf

We need some places to put things within reach when relaxing in a sofa. The sofa side boxes and shelves would be a good help by organizing such things neatly.

● Cushion

In order to finely tune the softness of the cushions, the cushion filling and upholstery material were carefully selected.

● Unit

A wide variety of arrangements according to family structure, lifestyles, etc. are possible by the wide-angle corner sofa, sofa side boxes and shelves, and side tables that can be tucked in the sofa due to its cantilever leg.



Wood coating

Japanese Oak NF/WNF/MBR/DBR/GY/DGY/BL
Walnut CW/DBR (excluding sofas)

Designer


Toshiyuki Yoshino
Japan

Fabric and leather

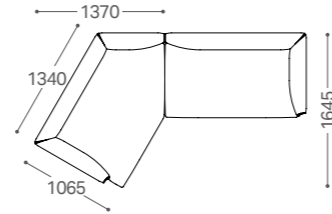
Fabric / leather unavailable for the items on this page

- F1 Grain
- F2 Syuro
- F3 Ultrasuede
- F5 Camila, Rivie
- CL1-L4 All the leather
(excluding cushions)

Leg colors for Side Table




M-GY S-GY S-BL



⑥ Bentley GY/F5




⑦ Bentley GY/F5



① Japanese Oak NF Rinova BU/F3



② Japanese Oak DGY Zero NV/F5



③ Japanese Oak DGY Zero NV/F5



④ Japanese Oak NF Sarmassa LGY/F4



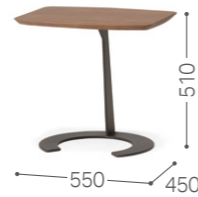
⑤ Japanese Oak NF Sarmassa LGY/F4

			F1	F2	F3	F4	F5	L3	L4
Sofa 200 [Image ①]	w: 2000 d: 900 h: 675 sh: 440	Japanese Oak							
	*Feather is partially included in seat cushions. Limit in fabric / leather								
Corner Sofa L (R) [Image ② : R]	w: 1710 d: 1065 h: 675 sh: 440	Japanese Oak							
	*Accessory: middle legs with an adjuster *Feather is partially included in seat cushions. Limit in fabric / leather								
Ottoman [Image ⑤]	w: 1020 d: 570 h: 415	Japanese Oak							
	Limit in fabric / leather								
One Arm 195 L (R) [Image ③ : L]	w: 1945 d: 900 h: 675 sh: 440	Japanese Oak							
	*Accessory: middle legs with an adjuster *Feather is partially included in seat cushions. Limit in fabric / leather								
One Arm 150 L (R)	w: 1500 d: 900 h: 675 sh: 440	Japanese Oak							
	*Accessory: middle legs with an adjuster *Feather is partially included in seat cushions. Limit in fabric / leather								
One Arm 120 L (R)	w: 1200 d: 900 h: 675 sh: 440	Japanese Oak							
	*Accessory: middle legs with an adjuster *Feather is partially included in seat cushions. Limit in fabric / leather								
One Arm 105 L (R) [Image ④ : L]	w: 1065 d: 1065 h: 675 sh: 440	Japanese Oak							
	*Feather is partially included in seat cushions. Limit in fabric / leather								
			F1	F2	F3	F4/CL1	F5/L2	L3	L4
Cushion (Large) [Image ⑥]	640 × 480								
Cushion (Small) [Image ⑦]	550 × 400								

*L has the armrest on its left (vice versa).



⑧ Japanese Oak NF Leg: S-GY



⑨ Walnut CW Leg: S-GY



⑩ Japanese Oak NF



⑪ Walnut CW



⑫ Walnut CW



⑬ Japanese Oak NF



Wood coating


Japanese Oak NF/WNF/MBR/DBR/GY/DGY/BL
Walnut CW/DBR

Designer

Toshiyuki Yoshino
Japan



① Japanese Oak NF



② Walnut CW



③ Japanese Oak NF

Round Side Table 50 [Image ⑧]	w: 500 d: 500 h: 510	<table border="1"> <tr><td>Japanese Oak</td></tr> <tr><td>Walnut</td></tr> </table>	Japanese Oak	Walnut
Japanese Oak				
Walnut				
Three colors available for the leg				
Side Table 55 × 45 [Image ⑨]	w: 550 d: 450 h: 510	<table border="1"> <tr><td>Japanese Oak</td></tr> <tr><td>Walnut</td></tr> </table>	Japanese Oak	Walnut
Japanese Oak				
Walnut				
Three colors available for the leg				
Sofa Box 114 [Image ⑩]	w: 1140 d: 350 h: 415	<table border="1"> <tr><td>Japanese Oak</td></tr> <tr><td>Walnut</td></tr> </table>	Japanese Oak	Walnut
Japanese Oak				
Walnut				
*Accessory: height adjusters				
Sofa Box 114 (T) [Image ⑪]	w: 1400 (1140, excluding a top board) d: 350 h: 630	<table border="1"> <tr><td>Japanese Oak</td></tr> <tr><td>Walnut</td></tr> </table>	Japanese Oak	Walnut
Japanese Oak				
Walnut				
*Accessory: height adjusters *The top board can be set in two ways: edge-to-edge in line or overhang				
Sofa Box 78 [Image ⑫]	w: 780 d: 350 h: 415	<table border="1"> <tr><td>Japanese Oak</td></tr> <tr><td>Walnut</td></tr> </table>	Japanese Oak	Walnut
Japanese Oak				
Walnut				
*Accessory: height adjusters				
Sofa Box 78 (T) [Image ⑬]	w: 780 d: 450 (350, excluding a top board) h: 510	<table border="1"> <tr><td>Japanese Oak</td></tr> <tr><td>Walnut</td></tr> </table>	Japanese Oak	Walnut
Japanese Oak				
Walnut				
*Accessory: height adjusters				

Shelf 160 (L) [Image ①]	w: 1600 d: 350 h: 810	<table border="1"> <tr><td>Japanese Oak</td></tr> <tr><td>Walnut</td></tr> </table>	Japanese Oak	Walnut
Japanese Oak				
Walnut				
*Accessory: height adjusters				
Shelf 160 (M)	w: 1600 d: 350 h: 630	<table border="1"> <tr><td>Japanese Oak</td></tr> <tr><td>Walnut</td></tr> </table>	Japanese Oak	Walnut
Japanese Oak				
Walnut				
*Accessory: height adjusters				
Shelf 160 (S) [Image ②]	w: 1600 d: 350 h: 450	<table border="1"> <tr><td>Japanese Oak</td></tr> <tr><td>Walnut</td></tr> </table>	Japanese Oak	Walnut
Japanese Oak				
Walnut				
*Accessory: height adjusters				
Shelf 120 (L)	w: 1200 d: 350 h: 810	<table border="1"> <tr><td>Japanese Oak</td></tr> <tr><td>Walnut</td></tr> </table>	Japanese Oak	Walnut
Japanese Oak				
Walnut				
*Accessory: height adjusters				
Shelf 120 (M) [Image ③]	w: 1200 d: 350 h: 630	<table border="1"> <tr><td>Japanese Oak</td></tr> <tr><td>Walnut</td></tr> </table>	Japanese Oak	Walnut
Japanese Oak				
Walnut				
*Accessory: height adjusters				
Shelf 120 (S)	w: 1200 d: 350 h: 450	<table border="1"> <tr><td>Japanese Oak</td></tr> <tr><td>Walnut</td></tr> </table>	Japanese Oak	Walnut
Japanese Oak				
Walnut				
*Accessory: height adjusters				

YUKAR

The name YUKAR LUX, meaning "epic poetry" in the Ainu language, denotes our respect and gratitude toward the nature of Hokkaido. This living-room furniture collection was designed in a way to enhance the natural beauty of Hokkaido oak. The beauty essence of this collection is drawn out by the ultimate balance of the curved lines and surfaces of the sofas with a unique sitting comfort and functional tables with a wooden texture.

The collection was developed under the concept of "sofa for those living in high-rise apartments in urban areas", and started off by making sofas in a width of 2000 mm to fit the elevators and doors of such apartments. The armrests were designed to turn inward, which emphasized the horizontal line in design, and led to creating a sofa of a compact size with a roomy sitting comfort. By employing this sofa in combination with the armchair, you can create a more relaxing and cozy living room.



Naoto Fukasawa

YUKAR | Yukar Lux Living

LUX



Wood coating

Japanese Oak NF/WNF/MBR/DBR/GY/DGY/BL

Designer

Naoto Fukasawa
Japan

● Sofa • Armchair

Due to the arms which are not thick and expanding inward, the sofa looks wider than the actual size. Lining up the sofas or armchairs side by side makes a big sofa set with a side table.

● Table

The living table in two sizes different in diameter and height. The smooth outline running from the top board to each leg stands out more because of its simple design overall.



① Japanese Oak DBR Tonica LGY/F4




② Japanese Oak WNF KP-DBR/L3



③ Tonica LGY/F4



④ Japanese Oak WNF KP-DBR/L3



⑤ Japanese Oak WNF



⑥ Japanese Oak DBR

			F1	F2	F3	F4/CL1	F5/L2	L3	L4
Sofa 200 [Image ①]	w: 2000 d: 905 h: 760 sh: 405 ah: 450	Japanese Oak							
Sofa 170	w: 1700 d: 905 h: 760 sh: 405 ah: 450	Japanese Oak							
Armchair 103 [Image ②]	w: 1030 d: 905 h: 760 sh: 405 ah: 450	Japanese Oak							
Armchair 88	w: 880 d: 905 h: 760 sh: 405 ah: 450	Japanese Oak							
Cushion [Image ③]	w: 350 d: 610 h: 170								
Ottoman 95 [Image ④]	w: 970 d: 460 h: 405	Japanese Oak							
Ottoman 80	w: 820 d: 460 h: 405	Japanese Oak							

Round Table 110 [Image ⑤]	dia: 1100 h: 270 *Solid wood top *Accessory: height adjusters	Japanese Oak
Round Table 85 [Image ⑥]	dia: 850 h: 340 *Solid wood top *Accessory: height adjusters *Top board: random-match	Japanese Oak

ONE



In the same concept as the chair (Eight), Jin Kuramoto and CondeHouse developed this round table. The table made of Hokkaido wood obviously looks bold in design. It is composed of the top board of 34 mm in thick and a column-shaped center leg. The tapered leg shape is not only for design purposes but makes more space for the toes. The plain design can go with various chairs, and the top board and leg are available in different finishes, which makes the table more acceptable in public spaces as well.




Jin Kuramoto



Wood coating

You can select two different colors for the table top and leg.



Designer

Jin Kuramoto
Japan

Table, Round Table: Common for Japanese Sen, Japanese Elm and Japanese Oak

NF/NFWNF/NFMBR/NFDDBR/NFGY/NFDGY/NFBL
/WNF/WNFNF/WNFMBR/WNFDBR/WNFGY/WNFDGY/WNFBL
/MBR/MBRNF/MBRWNF/MBRDBR/MBRGY/MBRDGY/MBRBL
/DBR/DBRNF/DBRWNF/DBRMBR/DBRGY/DBRDGY/DBRBL
/GY/GYNF/GYWNF/GYMBR/GYDBR/GYDGY/GYBL
/DGY/DGYNF/DGYWNF/DGYMBR/DGYDBR/DGYDGY/DGYBL
/BL/BLNF/BLWNF/BLMBR/BLDBR/BLGY/BLDGY
/OFNNF/OFNWNF/OFNMBR/OFNDBR/OFNGY/OFNDGY/OFNBL

*Wood and finish are indicated as follows: top board finish + leg finish

Rotating Tray: Japanese Elm NF/WNF/MBR/DBR/GY/DGY/BL
Japanese Oak NF/WNF/MBR/DBR/GY/DGY/BL



① Japanese Oak OFNGY



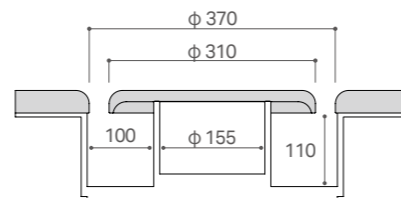
② Japanese Oak NF



③ Japanese Oak WNF
The rotating tray is just placed, not fixed.



④ Compartment for a power strip



④ Compartment for a power strip

Table 220 × 120
Table 220 × 120 H
[Image ①]

w: 2200 d: 1200 h: 710 (740)
h2: 670 (700)

*Solid wood top (with vertical joints) *Accessory: height adjusters, fall prevention weight (10 kg × 8) *A leg made of Beech
*See p.11 for more information on vertical joints.

Japanese Sen
Japanese Elm
Japanese Oak

Table 190 × 120
Table 190 × 120 H

w: 1900 d: 1200 h: 710 (740)
h2: 670 (700)

*Solid wood top *Accessory: height adjusters, fall prevention weight (10 kg × 7) *A leg made of Beech

Japanese Sen
Japanese Elm
Japanese Oak

Round Table 190
Round Table 190 H

dia: 1900 h: 710 (740)
h2: 670 (700)

*Solid wood top *Top board is sprittable. *Accessory: height adjusters, fall prevention weight (10 kg × 7) *A leg made of Beech

Japanese Sen
Japanese Elm
Japanese Oak

Round Table 180
Round Table 180 H
[Image ②]

dia: 1800 h: 710 (740)
h2: 670 (700)

*Solid wood top *Top board is sprittable. *Accessory: height adjusters, fall prevention weight (10 kg × 6) *A leg made of Beech

Japanese Sen
Japanese Elm
Japanese Oak

Round Table 150
Round Table 150 H

dia: 1500 h: 710 (740)
h2: 670 (700)

*Solid wood top *Accessory: height adjusters, fall prevention weight (10 kg × 4) *A leg made of Beech

Japanese Sen
Japanese Elm
Japanese Oak

Round Table 135
Round Table 135 H

dia: 1350 h: 710 (740)
h2: 670 (700)

*Solid wood top *Accessory: height adjusters, fall prevention weight (10 kg × 4) *A leg made of Beech

Japanese Sen
Japanese Elm
Japanese Oak

Rotating Tray 90
[Image ③]

dia: 900 h: 30

Japanese Elm
Japanese Oak

Compartment for a power strip
[Image ④]

dia: 370 h: 110

Japanese Oak

*The figures in the angle brackets express the height of H type. *Be careful when setting up and moving the table because it's very heavy. *Top board: random-match

IPPONGI

CondeHouse founder Minoru Nagahara believed that the scars and scratches of wood were beautiful because they were the proof that wood survived in the harsh nature, saying wood with such natural marks are the most beautiful thing in the world. IPPONGI collection is furniture which craftsmen preserve all scars on wood and turn such unique wood into masterpieces.



IPPONGI

25



Wood coating

Oak OFN
Walnut OFN

Designer

Minoru Nagahara
(1935-2015)
Japan



Top board 200 × 90 T-shape (H=710) Walnut OFN

Description of Ippongi tables

- Made to order in size
- Top board designs: natural / straight edges (widthwise), loose curved / straight edges (depthwise), with / out a center grid.
- Leg designs: turret, T-shape, and square-pillar
- Wood: oak and walnut
- Strong wood characters such as knots are intentionally left as a design feature, but requests for wood characters are not acceptable.
- Living tables are also available.
- Please contact for more details.

Table top type



Table height by leg type

*Height adjusters are installed for T-shape and square-pillar legs.

*Available in three heights: 680, 710, and 740.



Turret



T-shape



Square pillar

Example for size

Top board (R) 270 × 110
Turret (H = 710)

w: 2700 d: 1100 h: 710 h1: 670

Reference price



Walnut OFN

Top board with a center grid 240 × 100
Square pillar (H = 710)

w: 2400 d: 1000 h: 710 h1: 670

*Accessory: height adjusters

Reference price



Walnut OFN

Top board 180 × 90
T-shape (H = 680)

w: 1800 d: 900 h: 680 h1: 640

*Accessory: height adjusters

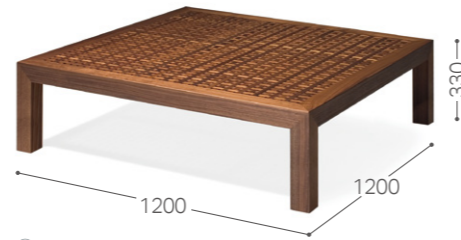
Reference price



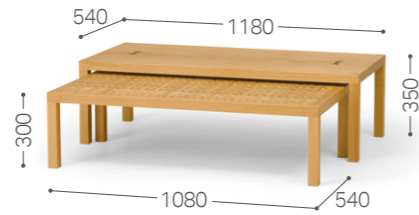
Oak OFN



① Walnut OFN



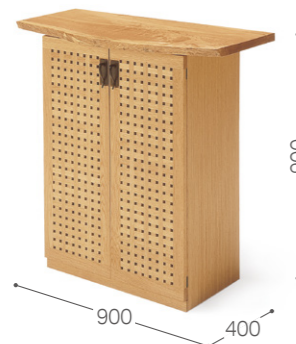
② Walnut OFN



③ Oak OFN



④ Oak OFN



⑤ Oak OFN



⑥ Oak OFN

Table with a center grid

It is CondeHouse craftsmanship that realizes this complicated grid consisting of so many wood pieces. The wood grid looks more like woven threads and more beautiful by setting wood pieces with straight grain up. By the combination of many different wood pieces, the top board surface shows various faces according to viewing angles. When light enters, the grid makes beautiful shadows on the floor. A top board and legs are joined by three way miter joints, where craftsmanship is well shown.



Kiori Taku 144 × 84 <small>[Image ①]</small>	w: 1440 d: 840 h: 330	Oak	Walnut
	*Accessory: height adjusters		
Kiori Taku 120 × 120 <small>[Image ②]</small>	w: 1200 d: 1200 h: 330	Oak	Walnut
	*Accessory: height adjusters		
Kiori Taku 102 × 102	w: 1020 d: 1020 h: 330	Oak	Walnut
	*Accessory: height adjusters		
Kiori Taku 78 × 78	w: 780 d: 780 h: 450	Oak	Walnut
	*Accessory: height adjusters		
Nest Table <small>[Image ③]</small>	(L) w: 1180 d: 540 h: 350 (S) w: 1080 d: 540 h: 300	Oak	Walnut
	*Height adjusters for a large table; a top board with grid for the smaller table		
Side Board <small>[Image ④]</small>	w: 1700 d: 450 (table top 380) h: 900	Oak	Walnut
	*The backside is also veneered. *Accessory: shelf boards (w: 557 × 2) *Depth varies by material wood shape.		
Console Table <small>[Image ⑤]</small>	w: 900 d: 400 h: 900	Oak	Walnut
	*The backside is also veneered. *Accessory: shelf boards (w: 583 × 2) *Depth varies by material wood shape.		
Telephone Stand <small>[Image ⑥]</small>	w: 700 d: 350 (table top 330) h: 800	Oak	Walnut
	*The backside is also veneered. *Accessory: shelf boards (w: 363 × 1) *Depth varies by material wood shape.		



Item List

AATOS | Aatos Dining



A dining chair designed by Antti Kotilainen based on a Scandinavian design philosophy—only leave the necessary parts. AATOS stands for "an noble thought" in Finnish. This is a well balanced chair that is light and robust. Available in wooden or upholstered backrest, good for both public and home use, and stackable.




Wood coating

Japanese Oak NF / WNF / MBR / DBR / GY / DGY / BL

Make-it-lower

Chair: **10mm** **20mm** **30mm** **40mm**
 High Chair: up to 150 mm in 10 mm increments

Footstep Colors



Fabric and leather

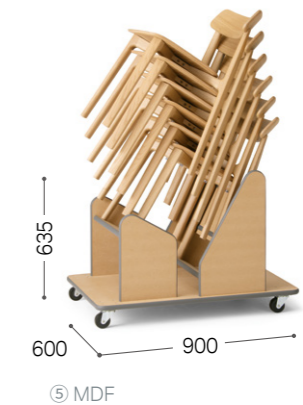
Fabric / leather unavailable for Stacking Chair UB and Stacking High Chair UB

- F5 Avance
- L2 RK
- L4 GR

Designer



Antti Kotilainen
Finland





① Japanese Oak NF KP-DBR/L3



② Japanese Oak NF



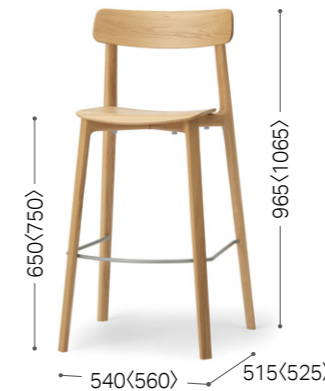
③ Japanese Oak DBR Tonica LGY/F4



④ Japanese Oak NF Tonica LGY/F4



⑥ Japanese Oak MBR MG-BL/L3
Footstep: S-GY



⑦ Japanese Oak NF Footstep: M-GY



⑧ Japanese Oak MBR MG-BL/L3
Footstep: S-GY



⑨ Japanese Oak NF MG-BL/L3
Footstep: M-GY



		F1	F2	F3	F4/CL1	F5/L2	L3	L4
Stacking Chair (Upholstered Seat) Stacking Chair H (Upholstered Seat) [Image ①]	w: 505 d: 495 h: 745 (765) sh: 450 (470) wt: 5.0	Japanese Oak						
		*Stackable up to 4						
Stacking Chair (Wooden Seat) Stacking Chair H (Wooden Seat) [Image ②]	w: 505 d: 495 h: 745 (765) sh: 430 (450) wt: 5.0						Japanese Oak	
		*Accessory: rubber cushions (four) *Stackable up to 4						
Stacking Chair UB (Upholstered Seat) Stacking Chair UB H (Upholstered Seat) [Image ③]	w: 505 d: 495 h: 750 (770) sh: 450 (470) wt: 5.0	Japanese Oak						
		*Stackable up to 4 Limit in fabric / leather						
Stacking Chair UB (Wooden Seat) Stacking Chair UB H (Wooden Seat) [Image ④]	w: 505 d: 495 h: 750 (770) sh: 430 (450) wt: 5.0	Japanese Oak						
		*Accessory: rubber cushions (four) *Stackable up to 4 Limit in fabric / leather						
Dolly [Image ⑤]	w: 600 d: 900 h: 635							MDF
		*Stackable up to 6						

*The figures in the angle brackets express the height of H type.

		F1	F2	F3	F4/CL1	F5/L2	L3	L4
Stacking High Chair (Upholstered Seat) Stacking High Chair H (Upholstered Seat) [Image ⑥]	w: 540 (560) d: 515 (525) h: 965 (1065) sh: 670 (770) wt: 7.0	Japanese Oak						
		*Stackable up to 4 Three colors for available for the footstep						
Stacking High Chair (Wooden Seat) Stacking High Chair H (Wooden Seat) [Image ⑦]	w: 540 (560) d: 515 (525) h: 965 (1065) sh: 650 (750) wt: 7.0						Japanese Oak	
		*Accessory: rubber cushions (four) *Stackable up to 4 Three colors for available for the footstep						
Stacking High Chair UB (Upholstered Seat) Stacking High Chair UB H (Upholstered Seat) [Image ⑧]	w: 540 (560) d: 515 (525) h: 970 (1070) sh: 670 (770) wt: 7.0	Japanese Oak						
		*Stackable up to 4 Limit in fabric / leather Three colors for available for the footstep						
Stacking High Chair UB (Wooden Seat) Stacking High Chair UB H (Wooden Seat) [Image ⑨]	w: 540 (560) d: 515 (525) h: 970 (1070) sh: 650 (750) wt: 7.0	Japanese Oak						
		*Accessory: rubber cushions (four) *Stackable up to 4 Limit in fabric / leather Three colors for available for the footstep						

*The figures in the angle brackets express the height of H type.



Designed by world renown designer Gwenaël Nicolas, a dining chair that stands out and immediately brings out people's curiosity. In the design, well-expressed is one of the Japanese aesthetics—the imperfect beauty. Available in Japanese Oak, attractive by the iconic frame and backrest shape, fitting well in both Eastern and Western scenarios.



Wood coating

Japanese Oak NF/WNF/MBR/DBR/GY/DGY/BL

Fabric and leather

Fabric / leather unavailable for Armchair

- F1 Persia
- F2 Syuro
- F3 Sultan, Maple, Like, Linova
- F4 Magnolia
- F5 Avance, Camila, Kokyu, Rivie
- CL1 MR
- L2 RK
- L4 GR

Make-it-lower

Chair: 10mm 20mm 30mm 40mm
High Chair: up to 150 mm in 10 mm increments

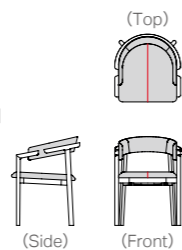
Leather stitching



You can make it no-stitching with additional charge.
Leather stitching is applied to the following:

- Armchair
- High Armchair
- High Armchair H
- [The drawing for Armchair]

Additional charge



Designer



Gwenaël Nicolas
France

		F1	F2	F3	F4	F5	L3
Armchair Armchair H [Image ①]	w: 565 d: 590 h: 745 (765) sh: 445 (465) ah: 590 (610) wt: 9.0	Japanese Oak					
		Limit in fabric / leather Leather stitching					
High Armchair High Armchair H [Image ②]	w: 550 d: 540 h: 910 (1010) sh: 680 (780) ah: 765 (865) wt: 10.0	Japanese Oak					
		Limit in fabric / leather Leather stitching					
Optional Footstep [Image ③]	*Hairline finished stainless steel						

*The figures in the angle brackets express the height of H type.



Aima means “space or time in between something” in Japanese. As the name well expresses, the design feature of the lounge chair is the break in the arms. It’s eye-catching and adorning gathering places like a hotel lounge. The surrounding backrest and slightly inclined seat surface give a luxury comfort and firmly hold the body. This is the Japanese aesthetic interpreted as “incomplete beauty” by the French designer, Gwenael Nicolas.

Wood coating

Japanese Oak NF/WNF/MBR/DBR/GY/DGY/BL

Fabric and leather

Fabric / leather unavailable for Easy Chair

- F1 Persia
- F2 Syuro
- F3 Sultan, Maple, Like, Linova
- F4 Magnolia
- F5 Avance, Kokyu, Rivie
- CL1 MR
- L2 RK
- L4 GR

Make-it-lower

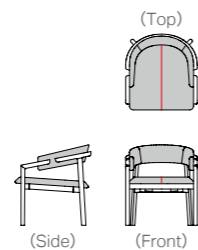
Chair: 10mm 20mm 30mm 40mm

Leather stitching



Leather stitching is applied to the following:

- Easy Chair



Designer

Gwenael Nicolas
France



Japanese Oak MBR MG-CGY/L3

F1 | F2 | F3 | F4 | F5 | L3

Easy Chair
w: 615 d: 650
h: 690
sh: 415
ah: 515

Japanese Oak

| Limit in fabric / leather | Leather stitching |



A massive solid wood round table that goes up to 2400 mm in diameter, featured by the dynamic wood grain and sharply shaped edge of the top board. The metal base is available in three different colors: silver, charcoal, and black. The high table is also available with an optional cable tray, which is good for office and even home use.



RB TABLE



Wood coating

Japanese Sen NF/WNF/MBR/DBR/GY/DGY/BL/OFN
 Japanese Elm NF/WNF/MBR/DBR/GY/DGY/BL/OFN
 Japanese Ash NF/WNF/MBR/DBR/GY/DGY/BL/OFN
 Japanese Oak NF/WNF/MBR/DBR/GY/DGY/BL/OFN
 Walnut CW/DBR/OFN
 *OFN and Japanese Sen are not available for the rotating tray and Cable Tray and Cover

Number of leg props

For round tables, round high tables, and round low tables, the number of leg supports is 8 in 4 places when the tabletop size is 90 to 180 in diameter, and 12 in 6 places when the tabletop size is 200 to 240 in diameter.

Designer



Kiyoshi Sadogawa
Japan

Table base colors



M-GY S-GY S-BL



① Japanese Ash OFN Table base: S-GY



② Walnut OFN Table base: S-GY



③ Japanese Oak OFN Table base: S-GY

Round Table Round Table H Round Table LD

[Image ②③]

dia:	900	1050	1200	1350	1500	1800	2000	2200	2400
Japanese Sen									
Japanese Elm									
Japanese Ash									
Japanese Oak									
Walnut									

h: 710 (740) (680) h2: 670 (700) (640)

*The figures in the angle brackets express the height of H type; ones in the parentheses express the height of LD type. *Top board: random-match

*Solid wood top (with vertical joints for tables longer than 2101 mm) *Accessory: height adjusters
 *Table top and base (dia: 180-240) : ready-to-assemble *Base (dia: 90-150) : ready-to-assemble
 *See p.11 for more information on vertical joints. | Three colors available for the base |



④ Japanese Oak OFN Table base: M-GY

Round High Table Round High Table H

[Image ④]

dia:	900	1050	1200	1350	1500	1800	2000	2200	2400
Japanese Sen									
Japanese Elm									
Japanese Ash									
Japanese Oak									
Walnut									

h: 1000 (1100) h2: 960 (1060)

*The figures in the angle brackets express the height of H type. *Top board: random-match

Table 240 × 120
 Table 240 × 120 H
 Table 240 × 120 LD

w: 2400 d: 1200
 h: 710 (740) (680)
 h2: 670 (700) (640)

Japanese Sen	
Japanese Elm	
Japanese Ash	
Japanese Oak	
Walnut	

*Solid wood top (vertical joint) *Accessory: height adjusters
 *Legs are splittable. | Three colors available for the base |
 *See p.11 for more information on vertical joints.

Table 220 × 120
 Table 220 × 120 H
 Table 220 × 120 LD
 [Image ①]

w: 2200 d: 1200
 h: 710 (740) (680)
 h2: 670 (700) (640)

Japanese Sen	
Japanese Elm	
Japanese Ash	
Japanese Oak	
Walnut	

*Solid wood top (vertical joint) *Accessory: height adjusters
 *Legs are splittable. | Three colors available for the base |
 *See p.11 for more information on vertical joints.

*The figures in the angle brackets express the height of H type; ones in the parentheses express the height of LD type.

*Top board: random-match

RB TABLE



⑤ Japanese Oak OFN Table base: S-GY



⑥ The rotating tray is just placed, not fixed.



⑦ Cable Tray and Cover for the round table
(Image on right: a tray for wires and wiring covers)

Round Low Table L Round Low Table M Round Low Table H

*Solid wood top (with vertical joints for tables longer than 2101 mm) *Accessory: height adjusters
*Table top and base (dia: 180-240) : ready-to-assemble *Base (dia: 90-150) : ready-to-assemble
*See p.11 for more information on vertical joints. | Three colors available for the base |

dia:	900	1050	1200	1350	1500	1800	2000	2200	2400
Japanese Elm									
Japanese Ash									
Japanese Oak									
Walnut									

h: 350/450/550

*The three figures separated by slashes (from left to right) for h are the heights of L, M and H type tables. *Top board: random-match

Rotating Tray 135

dia: 1350 h: 45

Japanese Elm	
Japanese Ash	
Japanese Oak	
Walnut	

Rotating Tray 110

dia: 1100 h: 45

Japanese Elm	
Japanese Ash	
Japanese Oak	
Walnut	

Rotating Tray 90

[Image ⑥]

dia: 900 h: 45

Japanese Elm	
Japanese Ash	
Japanese Oak	
Walnut	

Cable Tray and Cover for the round table

[Image ⑦]

dia: 195 h: 70
Tray dia: 400 t: 15

Japanese Elm	
Japanese Ash	
Japanese Oak	
Walnut	

Hole-processing on the top board, a tray for wires, and wiring covers
*The tray and covers are finished in the same color.

RS SOFA

20



RS sofa is rather wide and low compared to other sofa collections. The back of the sofa is supported by a wooden vertical lattice frame that gives people an image of stability. The corner sofa is finely angled so that people sitting next to each other can talk more closely. The headrest provides neck and head support, detachable when not needed.




① Japanese Oak DBR Maple DBR/F3



② Japanese Oak WNF Blend LGY/F2



③ Japanese Oak NF Avance BR/F5



⑥ Japanese Oak NF Avance BR/F5



④ Japanese Oak DBR Maple DBR/F3



⑤ Japanese Oak NF Avance BR/F5



Wood coating

Japanese Oak NF/WNF/MBR/DBR/GY/DGY/BL

Designer

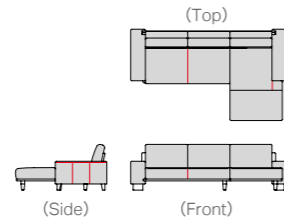
Minoru Nagahara (1935-2015)
Japan

Leather stitching

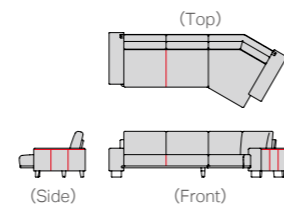


Leather stitching is applied to the following:

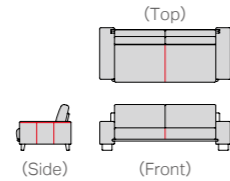
• Long Seat L (R) [The drawing for L]



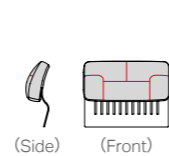
• Corner Sofa L (R) [The drawing for L]



• 3P Sofa



• Headrest (M)



F1 | F2 | F3 | F4/CL1 | F5/L2 | L3 | L4

			F1	F2	F3	F4/CL1	F5/L2	L3	L4
Long Seat L (R) [Image ① : R]	w: 2545 d: 1490 h: 745 sh: 365 ah: 470	Japanese Oak							
			*Accessory: middle legs with an adjuster Leather stitching						
3P Sofa [Image ② :]	w: 2130 d: 890 h: 745 sh: 365 ah: 470	Japanese Oak							
			Leather stitching						
Corner Sofa L (R) [Image ③ : R]	w: 2885 d: 1225 h: 745 sh: 365 ah: 470	Japanese Oak							
			*Accessory: middle legs with an adjuster Leather stitching						
Ottoman (W) [Image ④ :]	w: 855 d: 670 h: 365	Japanese Oak							
Ottoman [Image ⑤ :]	w: 550 d: 400 h: 365	Japanese Oak							
Headrest (M) [Image ⑥ :]	w: 500 d: 145 h: 400 Height including the headrest: 980	Japanese Oak							
			Leather stitching						

*The long seater L has the wide space on your left when you sit with legs down (vice versa).
*The corner sofa L has the armrest on its left (vice versa).



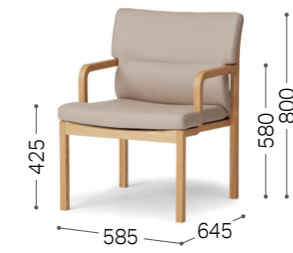
This unique shaped sofa with its curved seating is one of the long-life products of CondeHouse. For the lifestyle of Japanese people, this sofa, good to dine and sleep on, is perfect because the boundaries are blurred between dining and living rooms.



① Japanese Ash MBR MG-LGY/L3



② Japanese Ash NF Blend LGY/F2



③ Japanese Ash NF MG-LGY/L3

Wood coating

Japanese Elm NF/WNF/MBR/DBR/GY/DGY/BL
Japanese Ash NF/WNF/MBR/DBR/GY/DGY/BL

Fabric and leather

Fabric / leather unavailable for Sofa Bed, Sofa Bed (S)
F3 Ultrasuede

Make-it-lower

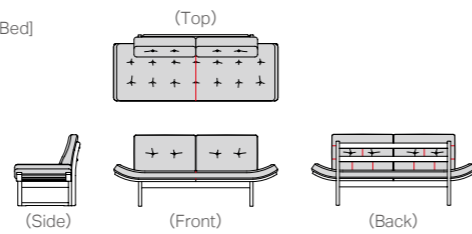
Armchair (N) : 10mm 20mm 30mm 40mm

Leather stitching

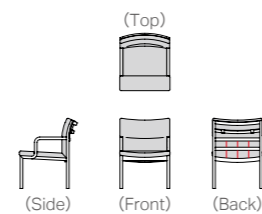


Leather stitching is applied to the following:

- Sofa Bed
 - Sofa Bed (S)
- [The drawing for Sofa Bed]



- Armchair (N)



		F1	F2	F3	F4/CL1	F5/L2	L3	L4
Sofa Bed [Image ①]	w: 1860 d: 750 h: 810 sh: 400	Japanese Elm						
		Japanese Ash						
Limit in fabric / leather Leather stitching								
Sofa Bed (S) [Image ②]	w: 1640 d: 750 h: 810 sh: 400	Japanese Elm						
		Japanese Ash						
Limit in fabric / leather Leather stitching								
Armchair (N) [Image ③]	w: 585 d: 645 h: 800 sh: 425 ah: 580 wt: 7.0	Japanese Elm						
		Japanese Ash						
Leather stitching								



“Surprisingly spacious” was the impression of people who sat on it for the first time. IKORO was born from the concept: a modular sofa that makes the most of limited space in condominiums in urban areas. Its greatest feature is its size, which is less than 2,000 mm wide even when combined in an L-shape. The back and elbows are thinly paneled to ensure a wide seat, which, together with soft comfortable seat surface, works to avoid cramped seating. Size is small but satisfaction is not: we are confident that we have achieved this goal we set at the time of development.



■ Design

The backrest and armrests are simple but finely tuned, and also the line of wood legs are so smooth, both of which create a mellow silhouette.

■ Structure

The backrest and armrests are upright so that the sofa doesn't create a dead space and can be set close to the wall. The backrest has a soft comfortable cushion part inward but is joined perfectly with the seat. Enjoy the comfortable combination of the backrest and seat.

■ Material

The legs are made of Hokkaido Ash wood. The seat has a newly introduced cushion configuration that disperses body pressure, provides a moderate sinking-in effect, and creates comfortability together with feathers on the surface layer.

■ Function

When the sofa is set in an L-shape, the size ranges from 1980 x 1260 mm to 2580 x 1860 mm, in increments of 15 cm. Three different heights are also available: the lower type is for ordinary houses; the higher for public spaces where people wear shoes on, for example. The covering upholstery is adopted (except for leather), and you can choose different fabrics/leathers for the seat and other parts (backrests and armrests). Enjoy coordinating the upholstery to suit the occasion and your preferences.

Wood coating

Japanese Ash NF/WNF/MBR/DBR/GY/DGY/BL

Covering

The upholstery of the seat, backrest, and armrest can be removed at home for maintenance when the upholstery is fabric (not leather).

Height

L sh: 360
M sh: 400
H sh: 430

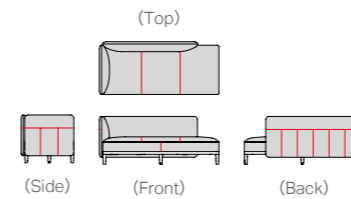


Leather stitching

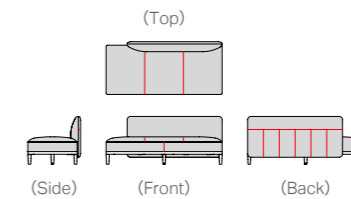
Stitch

Leather stitching is applied to the following:

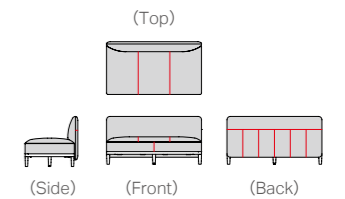
- SB One Arm 185 L (R) L/M/H
- SB One Arm 170 L (R) L/M/H
[The drawing for 170 R M]



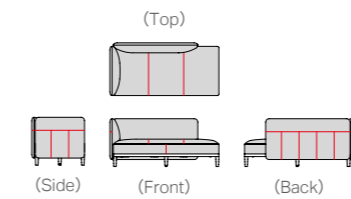
- SB Armless 180 L (R) L/M/H
- SB Armless 165 L (R) L/M/H
[The drawing for 165 L M]



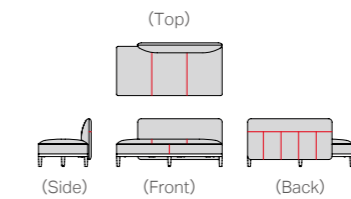
- FB Armless 150 L/M/H
- FB Armless 135 L/M/H
[The drawing for 135 M]



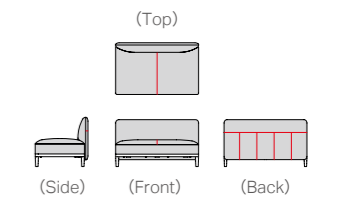
- SB One Arm 155 L (R) L/M/H
[The drawing for R M]



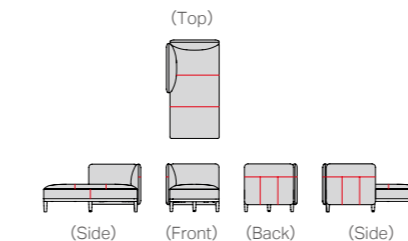
- SB Armless 150 L (R) L/M/H
[The drawing for L M]



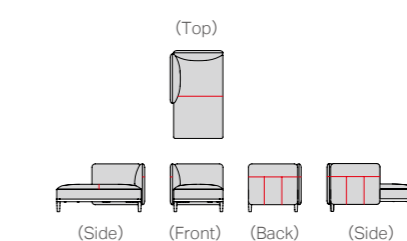
- FB Armless 120 L/M/H
[The drawing for M]



- Long Seat 140 L (R) L/M/H
[The drawing for R M]



- Long Seat 125 L (R) L/M/H
[The drawing for R M]






① Japanese Ash DGY Longchamp CGY/F2



② Japanese Ash GY Tonica LGY/F4 Camila BU/F5 [Back and Arm]

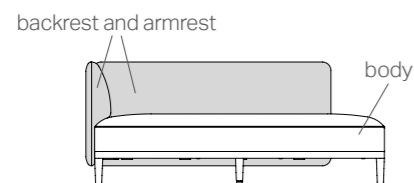


③ Japanese Ash WMF EN-BE/L3



④ Japanese Ash DGY Longchamp CGY/F2

Name of each part of the sofa



● SB One Arm

This short back (SB) type can form an L-shape sofa by combining it with the armless type. The space created by the short backrest will make you feel a sense of openness. In addition, accessibility is increased.

● SB Armless

It provides a sense of openness and the impression of lightness to the room, and also, it is good to be combined with the one-arm type and long seater to make an L-shape sofa.

● Long Seat

The combination of the long seater and armless type also makes an L-shape sofa. It provides a good seating area where you can stretch out your legs and relax. The backrest and armrest are set in one corner, which make good accessibility. Two types of depth are available.

● FB Armless

A simple bench shaped type, good to be combined with the SB one-arm or long seater. The smallest L-shape sofa can be made by the size of 1200.

	F1	F2	F3	F4/CL1	F5/L2	L3	L4
SB One Arm 185 L (R) L							
SB One Arm 185 L (R) M							
SB One Arm 185 L (R) H							
Japanese Ash							
Only covering seat							

*Accessory: middle legs with an adjuster *Feather is partially included in seat cushions. *Covering available for fabric upholstery only | Leather stitching |

SB One Arm 185 L (R) Backrest and Armrest

Only covering seat							
--------------------	--	--	--	--	--	--	--

*Covering available for fabric upholstery only | Leather stitching |

SB One Arm 185 L (R) L w: 1860
 SB One Arm 185 L (R) M Backrest w: 1490
 SB One Arm 185 L (R) H d: 760
 with Backrest and Armrest h: 640/680/710
 [Image ① : R H] sh: 360/400/430

Japanese Ash							
Only covering seat							

SB One Arm 170 L (R) L
 SB One Arm 170 L (R) M
 SB One Arm 170 L (R) H

Japanese Ash							
Only covering seat							

*Accessory: middle legs with an adjuster *Feather is partially included in seat cushions. *Covering available for fabric upholstery only | Leather stitching |

SB One Arm 170 L (R) Backrest and Armrest

Only covering seat							
--------------------	--	--	--	--	--	--	--

*Covering available for fabric upholstery only | Leather stitching |

SB One Arm 170 L (R) L w: 1710
 SB One Arm 170 L (R) M Backrest w: 1340
 SB One Arm 170 L (R) H d: 760
 with Backrest and Armrest h: 640/680/710
 sh: 360/400/430

Japanese Ash							
Only covering seat							

SB One Arm 155 L (R) L
 SB One Arm 155 L (R) M
 SB One Arm 155 L (R) H

Japanese Ash							
Only covering seat							

*Accessory: middle legs with an adjuster *Feather is partially included in seat cushions. *Covering available for fabric upholstery only | Leather stitching |

SB One Arm 155 L (R) Backrest and Armrest

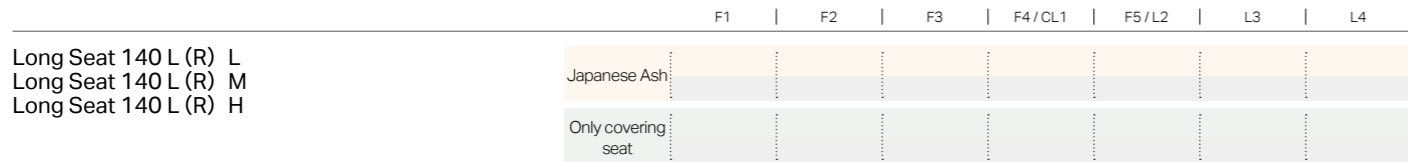
Only covering seat							
--------------------	--	--	--	--	--	--	--

*Covering available for fabric upholstery only | Leather stitching |

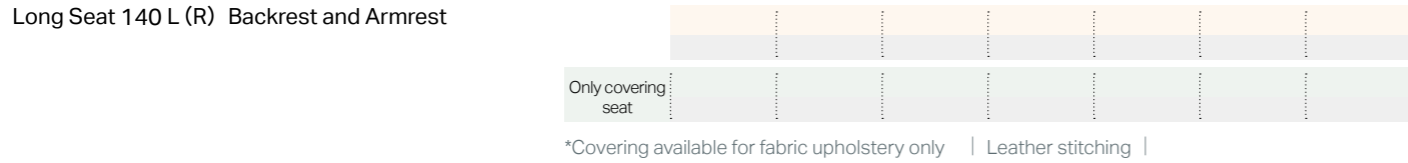
SB One Arm 155 L (R) L w: 1560
 SB One Arm 155 L (R) M Backrest w: 1190
 SB One Arm 155 L (R) H d: 760
 with Backrest and Armrest h: 640/680/710
 sh: 360/400/430

Japanese Ash							
Only covering seat							

*The three figures separated by slashes (from left to right) for h are the heights of L, M and H type tables.
 *L has the armrest on its left (vice versa).



*Accessory: middle legs with an adjuster *Feather is partially included in seat cushions. *Covering available for fabric upholstery only | Leather stitching |



*Covering available for fabric upholstery only | Leather stitching |



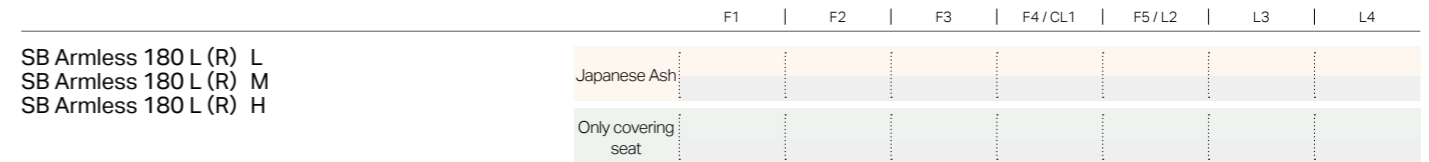
*Feather is partially included in seat cushions. *Covering available for fabric upholstery only | Leather stitching |



*Covering available for fabric upholstery only | Leather stitching |



*The three figures separated by slashes (from left to right) for h are the heights of L, M and H type tables.
*L has the armrest on its left (vice versa).



*Accessory: middle legs with an adjuster *Feather is partially included in seat cushions. *Covering available for fabric upholstery only | Leather stitching |



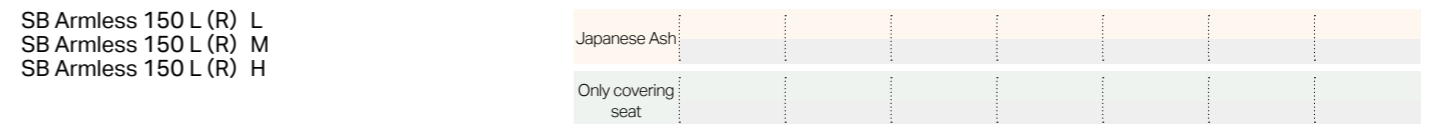
*Covering available for fabric upholstery only | Leather stitching |



*Accessory: middle legs with an adjuster *Feather is partially included in seat cushions. *Covering available for fabric upholstery only | Leather stitching |



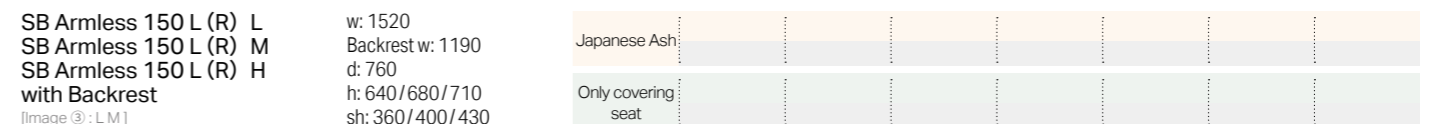
*Covering available for fabric upholstery only | Leather stitching |



*Accessory: middle legs with an adjuster *Feather is partially included in seat cushions. *Covering available for fabric upholstery only | Leather stitching |



*Covering available for fabric upholstery only | Leather stitching |



*The three figures separated by slashes (from left to right) for h are the heights of L, M and H type tables.
*The one with the backrest extending to the edge on your left is L (vice versa)



	F1	F2	F3	F4/CL1	F5/L2	L3	L4
FB Armless 150 L FB Armless 150 M FB Armless 150 H	Japanese Ash						
	Only covering seat						

*Accessory: middle legs with an adjuster *Feather is partially included in seat cushions. *Covering available for fabric upholstery only | Leather stitching |

FB Armless 150 Backrest	Only covering seat						
-------------------------	--------------------	--	--	--	--	--	--

*Covering available for fabric upholstery only | Leather stitching |

FB Armless 150 L FB Armless 150 M FB Armless 150 H with Backrest	w: 1520 d: 760 h: 640/680/710 sh: 360/400/430	Japanese Ash						
		Only covering seat						

FB Armless 135 L FB Armless 135 M FB Armless 135 H	Japanese Ash						
	Only covering seat						

*Accessory: middle legs with an adjuster *Feather is partially included in seat cushions. *Covering available for fabric upholstery only | Leather stitching |

FB Armless 135 Backrest	Only covering seat						
-------------------------	--------------------	--	--	--	--	--	--

*Covering available for fabric upholstery only | Leather stitching |

FB Armless 135 L FB Armless 135 M FB Armless 135 H with Backrest [Image ④ : H]	w: 1370 d: 760 h: 640/680/710 sh: 360/400/430	Japanese Ash						
		Only covering seat						

FB Armless 120 L FB Armless 120 M FB Armless 120 H	Japanese Ash						
	Only covering seat						

*Feather is partially included in seat cushions. *Covering available for fabric upholstery only | Leather stitching |

FB Armless 120 Backrest	Only covering seat						
-------------------------	--------------------	--	--	--	--	--	--

*Covering available for fabric upholstery only | Leather stitching |

FB Armless 120 L FB Armless 120 M FB Armless 120 H with Backrest	w: 1220 d: 760 h: 640/680/710 sh: 360/400/430	Japanese Ash						
		Only covering seat						

*The three figures separated by slashes (from left to right) for h are the heights of L, M and H type tables.



⑤ EN-BE/L3



⑥ Longchamp CGY/F2



⑦ Japanese Ash DGY

● Cushion

Microfiber cushions are slightly higher than the backrest and armrest of the sofa, providing soft support for the body. Two sizes are available according to the sofa size.

● Side Table

The side table is designed to be overhanging the SB one-arm or SB armless sofas to save space. The tabletop has a smooth raised edge, which gives it the look of a high-quality tray. The area under the top can be used as a temporary storage space for books or glasses. Available in three different heights to match the sofa.



		F1	F2	F3	F4/CL1	F5/L2	L3	L4
Cushion (Large) [Image ⑤]	600 × 460	Only covering seat						
		*Microfiber cushion						
Cushion (Small) [Image ⑥]	550 × 460	Only covering seat						
		*Microfiber cushion						
Side Table 27 × 77 L Side Table 27 × 77 M Side Table 27 × 77 H [Image ⑦ : H]	w: 270 d: 770 h: 475/515/545 storage area h: 70	Japanese Ash						


*The three figures separated by slashes (from left to right) for h are the heights of L, M and H type tables.
*Top board: random-match



The shape of the sofa is designed based on ergonomics but still looks elegant. The hardness of the seat, the thickness of the cushion, and the angle of the backrest, everything is carefully calculated in order to reach maximum comfort.



① Japanese Oak NF Rinova BU/F3



② Japanese Oak MBR MG-LGY/L3



③ Japanese Oak NF Magnolia GY/F4

Wood coating

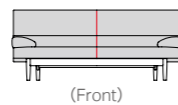
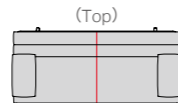
Japanese Oak NF/WNF/MBR/DBR/GY/DGY/BL

Leather stitching



Leather stitching is applied to the following:

- 3P Sofa
- 2P Sofa
- [The drawing for 3P Sofa]



Designer



Noriyuki Ebina
Japan

		F1	F2	F3	F4/CL1	F5/L2	L3	L4
3P Sofa [Image ①]	w: 1900 d: 860 h: 800 sh: 380 ah: 480	Japanese Oak						
		*The arm cushions are movable. Leather stitching						
2P Sofa [Image ②]	w: 1600 d: 860 h: 800 sh: 380 ah: 480	Japanese Oak						
		*The arm cushions are movable. Leather stitching						
Ottoman [Image ③]	w: 650 d: 500 h: 380	Japanese Oak						

SL TABLE



This leg shape is common, may look nothing special at first glance. What makes this table unique is the legs made of wood, though this type of table legs are made of metal in most cases. We elaborated the shape of the leg surface to make a good touch. Anticipating users will feel the table legs with their toes. Two heights (710 mm or 740 mm) and an optional cable tray are available.

Wood coating

Common for Japanese Sen, Japanese Elm and Japanese Oak
 NF/NFWNF/NFMBR/NFDBR/NFGY/NFDGY/NFBL
 /WNF/WNFNF/WNFMBR/WNFDBR/WNFGY/WNFDGY/WNFBL
 /MBR/MBRNF/MBRWNF/MBRDBR/MBRGY/MBRDGY/MBRBL
 /DBR/DBRNF/DBRWNF/DBRMBR/DBRGY/DBRDGY/DBRBL
 /GY/GYNF/GYWNF/GYMBR/GYDBR/GYDGY/GYBL
 /DGY/DGYNF/DGYWNF/DGYMBR/DGYDBR/DGYGY/DGYBL
 /BL/BLNF/BLWNF/BLMBR/BLDBR/BLGY/BLDGY
 /OFN/OFNNF/OFNWNF/OFNMBR/OFNDBR/OFNGY/OFNDGY/OFNBL

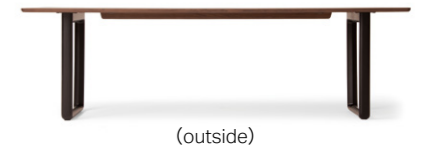
Walnut CW/CWDBR/DBR/DBRCW/OFN/OFNCW/OFNDBR

*Wood and finish are indicated as follows: top board finish + leg finish
 *Japanese elm is available for legs in any color at the price of walnut.

Basic specification

*Solid wood top
 *Accessory: height adjusters, reinforcement back beam (for ones wider than 1700 mm)

Table leg positions



Three-piece type for the top board of 2000–2400


Cable Tray

	Four-piece type for the top board of 2500–2700	w: 1240 d: 110 h: 110
	Three-piece type for the top board of 2000–2400	w: 930 d: 110 h: 110
h2 including the cable tray: 575 (605)	Two-piece type for the top board of 1500–1900	w: 620 d: 110 h: 110

An optional set of hole-processing on the top board and a cable tray and cover (made of solid wood)
 *The tray cover is made of the same wood; finished in the same color as the top board.

*The figures in the angle brackets express the height of H type.

SL TABLE



Solid Wood Table / Solid Wood Table H

w:		1500	1600	1700	1800	1900	2000	2100
d: 850	Japanese Sen / Japanese Elm							
	Japanese Oak							
	Walnut							
d: 900	Japanese Sen / Japanese Elm							
	Japanese Oak							
	Walnut							
d: 950	Japanese Sen / Japanese Elm							
	Japanese Oak							
	Walnut							
d: 1000	Japanese Sen / Japanese Elm							
	Japanese Oak							
	Walnut							
d: 1100	Japanese Sen / Japanese Elm							
	Japanese Oak							
	Walnut							
d: 1200	Japanese Sen / Japanese Elm							
	Japanese Oak							
	Walnut							

h: 710<740> h2: 675<705> h3: 635<665>

wbl: (inside / outside) 1000/1220 | 1100/1320 | 1200/1420 | 1400/1620

*The figures in the angle brackets express the height of H type.
*h3: height from the floor to the top beam of the legs *Top board: random-match

Solid Wood Table / Solid Wood Table H

*Solid-wood top (with vertical joints for tables longer than 2101 mm). See p.11 for more information on vertical joints.

w:		2200	2300	2400	2500	2600	2700
d: 850	Japanese Sen / Japanese Elm						
	Japanese Oak						
	Walnut						
d: 900	Japanese Sen / Japanese Elm						
	Japanese Oak						
	Walnut						
d: 950	Japanese Sen / Japanese Elm						
	Japanese Oak						
	Walnut						
d: 1000	Japanese Sen / Japanese Elm						
	Japanese Oak						
	Walnut						
d: 1100	Japanese Sen / Japanese Elm						
	Japanese Oak						
	Walnut						
d: 1200	Japanese Sen / Japanese Elm						
	Japanese Oak						
	Walnut						

h: 710<740> h2: 675<705> h3: 635<665>

wbl: (inside / outside) 1600/1820 | 1800/2020

*The figures in the angle brackets express the height of H type.
*h3: height from the floor to the top beam of the legs *Top board: random-match



A well-balanced, comforting chair good for formal occasions. It has a wide and high hexagon backrest that supports your body from all angles. Seat and back cushions provide comfort to enhance your dining experience. A fascinating chair for spending a good time with people close to you.



Wood coating

Japanese Oak NF/WNF/MBR/DBR/GY/DGY/BL

Make-it-lower

Chair: 10mm 20mm 30mm 40mm

Leather stitching

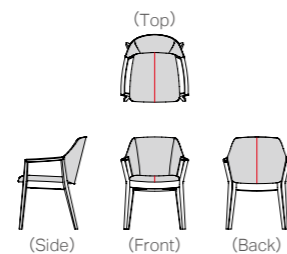


You can make it no-stitching with additional charge. Leather stitching is applied to the following:


- Armchair
- Side Chair

[The drawing for Armchair]

Additional charge



Designer



Hoffmann Kahleyss Design
Germany



① Japanese Oak NF MG-CGY/L3



② Japanese Oak GY Sarmassa LGY/F4

		F1	F2	F3	F4/CL1	F5/L2	L3	L4
Armchair Armchair H [Image ①]	w: 595 d: 610 h: 815 (835) sh: 455 (475) ah: 600 (620) wt: 8.5	Japanese Oak						
		Leather stitching						
Side Chair Side Chair H [Image ②]	w: 525 d: 610 h: 815 (835) sh: 455 (475) wt: 8.0	Japanese Oak						
		Leather stitching						

*The figures in the angle brackets express the height of H type.



CondeHouse founder Minoru Nagahara designed this table on the inspiration from pinwheels, a toy that originated in the United States. The top board is veneered, and only the edge part is solid wood shaped like a plate. The combined structure works to make it light and easy to carry.



Wood coating

Japanese Elm NF/WNF/MBR/DBR/GY/DGY/BL
 Japanese Ash NF/WNF/MBR/DBR/GY/DGY/BL
 Japanese Cherry NF/WNF/MBR/DBR/GY/DGY/BL
 Japanese Oak NF/WNF/MBR/DBR/GY/DGY/BL
 Walnut CW/DBR

Designer

Minoru Nagahara
 (1935-2015)
 Japan



Round Table 50 (L) [Image ①]	dia: 500 h: 450	<input type="checkbox"/> Japanese Elm <input type="checkbox"/> Japanese Ash <input type="checkbox"/> Japanese Cherry <input type="checkbox"/> Japanese Oak <input type="checkbox"/> Walnut
--	-----------------	--

Round Table 50 (M) [Image ②]	dia: 500 h: 350	<input type="checkbox"/> Japanese Elm <input type="checkbox"/> Japanese Ash <input type="checkbox"/> Japanese Cherry <input type="checkbox"/> Japanese Oak <input type="checkbox"/> Walnut
--	-----------------	--

Round Table 70 (M) [Image ③]	dia: 700 h: 400	<input type="checkbox"/> Japanese Elm <input type="checkbox"/> Japanese Ash <input type="checkbox"/> Japanese Cherry <input type="checkbox"/> Japanese Oak <input type="checkbox"/> Walnut
--	-----------------	--



This table is inspired by the geographic feature of the same name. The table top has a thickness of 25 mm, and a canyon is carefully crafted right in the middle. The table top tapered to the edge is connected inward with the wood legs using stainless steel, which creates a look of floating.

Wood coating

Japanese Oak NF/WNF/MBR/DBR/GY/DGY/BL/OFN
 Walnut CW/DBR/OFN

Make-it-lower

Table: **10mm** **20mm** **30mm**

Canyon

The surface of the canyon part is hairline finished. No-canyon type is also available (the same in price).



Solid Wood Table 240 × 100 Solid Wood Table 240 × 100 H [Image]	w: 2400 d: 1000 h: 710 (740) h1: 675 (705) h2: 625 (655) wbl: 1570 h3: 585 (615) Solid-wood top (with vertical joints, except for walnut) *Accessory: height adjusters; cross beams *See p.11 for more information on vertical joints.	<input type="checkbox"/> Japanese Oak <input type="checkbox"/> Walnut
Solid Wood Table 210 × 95 Solid Wood Table 210 × 95 H	w: 2100 d: 950 h: 710 (740) h1: 675 (705) h2: 625 (655) wbl: 1370 h3: 585 (615) *Solid wood top with cross beams *Accessory: height adjusters	<input type="checkbox"/> Japanese Oak <input type="checkbox"/> Walnut
Solid Wood Table 180 × 90 Solid Wood Table 180 × 90 H	w: 1800 d: 900 h: 710 (740) h1: 675 (705) wbl: 1300 h3: 585 (615) *Solid wood top *Accessory: height adjusters	<input type="checkbox"/> Japanese Oak <input type="checkbox"/> Walnut

*The figures in the angle brackets express the height of H type.
 *h3: height from the floor to the top beam of the legs *Top board: random-match



A stackable work of art designed by a Finnish designer, Mikko Halonen. KIILA is a chair designed to maximize the relaxation of all who sit in it. A gently-sloping line can be seen from the armrests all the way to the backrest. The chair was a finalist in the International Furniture Design Competition in Asahikawa in 2011. A choice of a wooden or upholstered seat is available. It is made of the finest Japanese ash.



① Japanese Ash NF RK-BL/L2



② Japanese Ash NF



③ Japanese Ash DGY Tonica DGY/F4



④ Japanese Ash GY MG-LGY/L3

Wood coating

Japanese Ash NF/WNF/MBR/DBR/GY/DGY/BL

Make-it-lower

Chair: 10mm 20mm 30mm 40mm

Fabric and leather

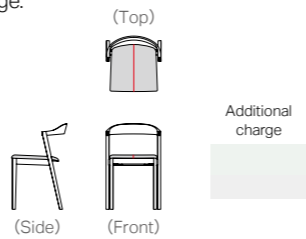
Fabric / leather unavailable for Stacking Chair UB

L2 RK
L4 GR

Leather stitching

You can make it no-stitching with additional charge. Leather stitching is applied to the following:


- Stacking Chair (Upholstered Seat)
 - Stacking Chair H (Upholstered Seat)
 - Stacking Chair UB (Upholstered Seat)
 - Stacking Chair UB H (Upholstered Seat)
- [The drawing for Stacking Chair (Upholstered Seat)]



Designer



Mikko Halonen
Finland



⑤ MDF

		F1	F2	F3	F4/CL1	F5/L2	L3	L4
Stacking Chair (Upholstered Seat) Stacking Chair H (Upholstered Seat) [Image ①]	w: 470 d: 485 h: 720 (740) sh: 450 (470) ah: 650 (670) wt: 4.5	Japanese Ash						
		*Stackable up to 4 Leather stitching						
Stacking Chair (Wooden Seat) Stacking Chair H (Wooden Seat) [Image ②]	w: 470 d: 480 h: 720 (740) sh: 430 (450) ah: 650 (670) wt: 4.5							Japanese Ash
		*Stackable up to 4						
Stacking Chair UB (Upholstered Seat) Stacking Chair UB H (Upholstered Seat) [Image ③]	w: 470 d: 485 h: 720 (740) sh: 450 (470) ah: 650 (670) wt: 4.5	Japanese Ash						
		*Stackable up to 4 Limit in fabric / leather Leather stitching						
Stacking Chair UB (Wooden Seat) Stacking Chair UB H (Wooden Seat) [Image ④]	w: 470 d: 480 h: 720 (740) sh: 430 (450) ah: 650 (670) wt: 4.5	Japanese Ash						
		*Stackable up to 4 Limit in fabric / leather						
Dolly [Image ⑤]	w: 600 d: 900 h: 685							MDF
		*Stackable up to 10						

*The figures in the angle brackets express the height of H type.



A comfortable high stool, easy to stand up and sit down, versatile for restaurants, office meeting rooms, home, etc. It is designed by the German designer we've worked with for many years. He aimed to ease strain on the body by allowing people to change sitting posture freely. The long stool legs made of Hokkaido ash gives an intellectual air.



Wood coating

Japanese Ash NF/WNF/MBR/DBR/GY/DGY/BL

Fabric and leather

Fabric / leather unavailable for High Stool

- F3 Sultan
- F5 Avance, Camila
- CL1 MR
- L2 RK
- L4 GR

Make-it-lower

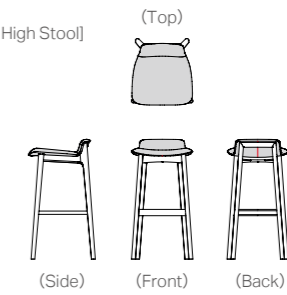
High Stool: up to 150 mm in 10 mm increments

Leather stitching



Leather stitching is applied to the following:

- High Stool
- High Stool H
[The drawing for High Stool]



Designer



Michael Schneider
Germany



① Japanese Ash GY Jan GY/F2



② Optional Footstep



High Stool
High Stool H
[Image ① : H]

w: 440 (445)
d: 480 (485)
h: 780 (880)
sh: 685 (785)
wt: 6.0

	F1	F2	F3	F4	F5	L3
Japanese Ash						

*Two different types of fabric / leather are selectable (the higher price is applied).
| Limit in fabric / leather | Leather stitching |

Optional Footstep
[Image ② :]

*Hairline finished stainless steel

*The figures in the angle brackets express the height of H type.



A chair originally designed for a museum project by Hiroyoshi Yoneya from TONERICO:INC. The back of the chair is designed to be lower than the table not to stand out too much. KYOBASHI provides a sense of quietness and would not ruin the atmosphere even if the space is equipped with plenty of them. Available in Japanese Oak and in the wide variety of colors, good for both public and home use.



Wood coating

Japanese Oak NF/WNF/MBR/DBR/GY/DGY/BL

Make-it-lower

Chair: 10mm 20mm 30mm 40mm

Covering Seat

The seat upholstery is removable for easy maintenance.



Designer



TONERICO:INC.
Hiroyoshi Yoneya
Japan



① Japanese Oak GY MG-KGY/L3



② Japanese Oak DBR Like DGY/F3

		F1	F2	F3	F4/CL1	F5/L2	L3	L4
Armchair Armchair H <small>[Image ①]</small>	w: 610 d: 525 h: 680 (700) sh: 440 (460) wt: 6.0							
	Covering Seat							
Side Chair Side Chair H <small>[Image ②]</small>	w: 490 d: 480 h: 680 (700) sh: 440 (460) wt: 5.5							
	Covering Seat							

*The figures in the angle brackets express the height of H type.



Designed by Motomi Kawakami is a modular sofa expressing the Japanese culture. The technical feature is three way miter joints to make the sturdy frame. The cushion is made of feather and urethane foam for maximum comfort. QUODO is available in Japanese ash or walnut.

Wood coating

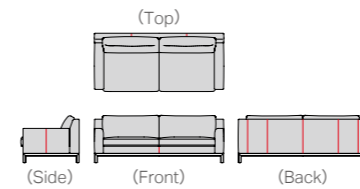
Japanese Ash NF/WNF/MBR/DBR/GY/DGY/BL
Walnut CW/DBR

Leather stitching

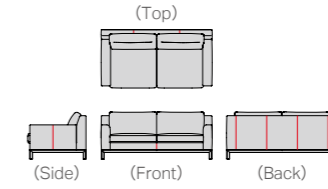


Leather stitching is applied to the following:

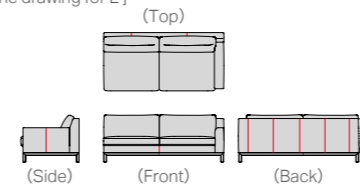
• Sofa 210



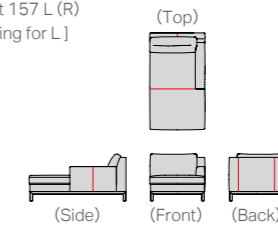
• Sofa 180



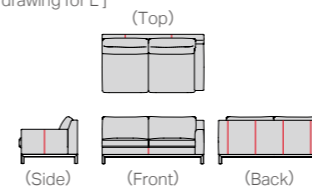
• One Arm 195 L (R)
[The drawing for L]



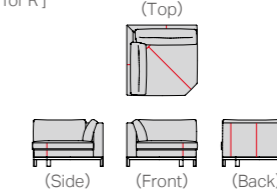
• Long Seat 157 L (R)
[The drawing for L]



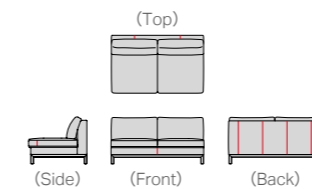
• One Arm 165 L (R)
[The drawing for L]



• Corner Sofa L (R)
[The drawing for R]



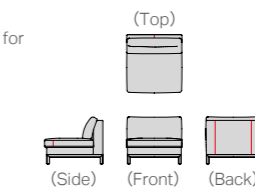
• Armless 150



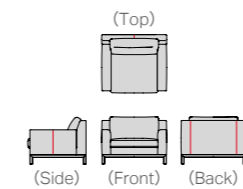
• Armless 90

• Armless 75

[The drawing for Armless 90]



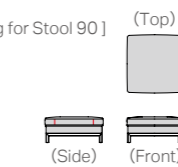
• Armchair



• Stool 90

• Stool 75

[The drawing for Stool 90]



Designer



Motomi Kawakami
Japan



① Japanese Ash NF Bentley GY/F5



④ Japanese Ash DGY MG-GBE/L3



⑤ Japanese Ash DGY MG-LGY/L3



② Japanese Ash DGY MG-LGY/L3



③ Japanese Ash MBR Bentley BR/F5



⑥ Japanese Ash DGY Fine GY/F5



⑦ Japanese Ash DGY Fine GY/F5

		F1	F2	F3	F4/CL1	F5/L2	L3	L4
Sofa 210 [Image ①]	w: 2110 d: 950 h: 770 sh: 420 ah: 560	Japanese Ash						
	*Accessory: height adjusters Leather stitching *Feather is partially included in seat cushions.	Walnut						
Sofa 180	w: 1810 d: 950 h: 770 sh: 420 ah: 560	Japanese Ash						
	*Accessory: height adjusters Leather stitching *Feather is partially included in seat cushions.	Walnut						
Seat Option for Sofa 180	*There is an option of changing the separated seating cushions to a single-piece seating cushion. Leather stitching							
One Arm 195 L (R) [Image ② : L]	w: 1960 d: 950 h: 770 sh: 420 ah: 560	Japanese Ash						
	*Accessory: height adjusters Leather stitching *Feather is partially included in seat cushions.	Walnut						
One Arm 165 L (R)	w: 1660 d: 950 h: 770 sh: 420 ah: 560	Japanese Ash						
	*Accessory: height adjusters Leather stitching *Feather is partially included in seat cushions.	Walnut						
Seat Option for One Arm 165 L (R)	*There is an option of changing the separated seating cushions to a single-piece seating cushion. Leather stitching							

*L has the armrest on its left (vice versa).

		F1	F2	F3	F4/CL1	F5/L2	L3	L4
Long Seat 157 L (R) [Image ③ : R]	w: 900 d: 1580 h: 770 sh: 420 ah: 560	Japanese Ash						
	*Accessory: height adjusters Leather stitching *Feather is partially included in seat cushions.	Walnut						
Corner Sofa L (R) [Image ⑤ : R]	w: 1150 d: 1150 h: 770 sh: 420	Japanese Ash						
	*Accessory: height adjusters Leather stitching *It is necessary to select L or R appropriately for the correct direction of fabric patterns. *Feather is partially included in seat cushions.	Walnut						
Armless 150 [Image ④]	w: 1500 d: 950 h: 770 sh: 420	Japanese Ash						
	*Accessory: height adjusters Leather stitching *Feather is partially included in seat cushions.	Walnut						
Seat Option for Armless 150	*There is an option of changing the separated seating cushions to a single-piece seating cushion. Leather stitching							
Armless 90 [Image ⑥]	w: 900 d: 950 h: 770 sh: 420	Japanese Ash						
	*Accessory: height adjusters Leather stitching *Feather is partially included in seat cushions.	Walnut						
Armless 75 [Image ⑦]	w: 750 d: 950 h: 770 sh: 420	Japanese Ash						
	*Accessory: height adjusters Leather stitching *Feather is partially included in seat cushions.	Walnut						

*L has the armrest on its left (vice versa).



⑧ Japanese Ash NF MG-BL/L3




⑩ MG-GBE/L3



⑨ Japanese Ash MBR Bentley BR/F5



⑩ Japanese Ash DGY Bentley BR/F5



⑫ Walnut CW



⑬ Japanese Ash NF



⑭ Japanese Ash DGY



		F1	F2	F3	F4/CL1	F5/L2	L3	L4
Armchair [Image ⑧]	w: 1060 d: 950 h: 770 sh: 420 ah: 560	Japanese Ash						
	*Accessory: height adjusters Leather stitching *Feather is partially included in seat cushions.	Walnut						
Stool 90 [Image ⑨]	w: 900 d: 950 h: 420	Japanese Ash						
	*Accessory: height adjusters Leather stitching *Feather is partially included in seat cushions.	Walnut						
Stool 75 [Image ⑩]	w: 750 d: 630 h: 420	Japanese Ash						
	*Accessory: height adjusters Leather stitching *Feather is partially included in seat cushions.	Walnut						
Headrest [Image ⑩]	w: 640 d: 190 h: 800 Height including the headrest: 1020							

Table 110 × 55 [Image ⑫]	w: 1100 d: 550 h: 350	Japanese Ash
	*Accessory: height adjusters	Walnut
Table 91 × 91 [Image ⑬]	w: 915 d: 915 h: 350	Japanese Ash
	*Accessory: height adjusters	Walnut
Table 91 × 40 [Image ⑭]	w: 915 d: 400 h: 350	Japanese Ash
	*Accessory: height adjusters	Walnut


*Top board: random-match



Japan Creative was founded in 2011 to deliver “a new value of Japanese craftsmanship” to the world by developing products through cooperation of Japanese manufacturers and both local and overseas creators. In their 23rd project with a theme of woodworking, CondeHouse collaborated with Raw-Edges, which resulted in a new proposal of stools and tables at the Milan Design Week - The Crust collection

Wood coating

Japanese Oak WNF / WNFMBR / WNFDBR / WNFYG / WNFYGY / WNFBL
 *Wood and finish are indicated as follows: wood + top board finish + casing leg finish



Make-it-lower

Stool: 10mm 20mm 30mm 40mm
 High Stool: up to 150 mm in 10 mm increments



Designer



Raw-Edges
 United Kingdom



Stool [Image ①]	w: 410 d: 410 h: 475 sh: 450 wt: 4.5 *Solid wood seat	Japanese Oak
High Stool [Image ②]	w: 410 d: 410 h: 675 sh: 650 wt: 5.0 *Solid wood seat	Japanese Oak
Table 80 × 42 [Image ③]	w: 800 d: 420 h: 370 h4: 350 *Solid wood top *h4: floor-to-tabletop height	Japanese Oak



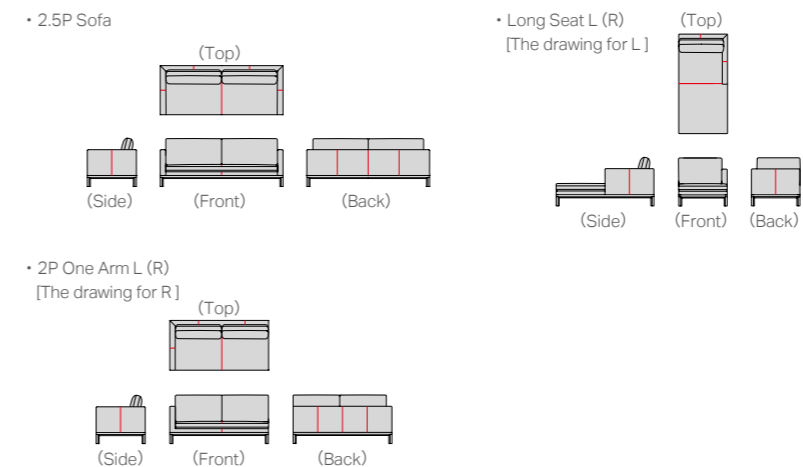
This modern Japanese style sofa is designed by Fumio Enomoto, in line with the Japanese image: organizing, compact, and quiet. Feathers are partially used in the seat cushions to increase comfort. The cushions and sofa itself can be made in different fabrics or leather to satisfy all tastes.

Wood coating

Japanese Ash NF / WNF / MBR / DBR / GY / DGY / BL

Leather stitching


Leather stitching is applied to the following:



Designer



Fumio Enomoto
 Japan



① Japanese Ash GY MG-LGY/L3
Rinova BU/F3 [Cushion]



② Japanese Ash NF Biro GY/F4




③ Japanese Ash NF Biro GY/F4



④ Japanese Ash NF Biro GY/F4



⑤ Biro GY/F4



⑥ Biro GY/F4

2.5P Sofa

| Leather stitching |

2.5P Sofa
+Back and Seat Cushions

*Feather is partially included in seat cushions. | Leather stitching |

2.5P Sofa
+Back and Seat Cushions
[Image ①]

w: 2000 d: 800
h: 780 sh: 360
ah: 600

	F1	F2	F3	F4/CL1	F5/L2	L3	L4
Japanese Ash	[Diagram showing material distribution across sections F1-L4]						
Back and Seat Cushions	[Diagram showing cushion placement across sections F1-L4]						
Japanese Ash	[Diagram showing material distribution across sections F1-L4]						

Long Seat L (R)

| Leather stitching |

Long Seat L (R)
+Back and Seat Cushions

*Feather is partially included in seat cushions. | Leather stitching |

Long Seat L (R)
+Back and Seat Cushions
[Image ② : R]

w: 800 d: 1600 h: 780
sh: 360 ah: 600

	F1	F2	F3	F4/CL1	F5/L2	L3	L4
Japanese Ash	[Diagram showing material distribution across sections F1-L4]						
Back and Seat Cushions	[Diagram showing cushion placement across sections F1-L4]						
Japanese Ash	[Diagram showing material distribution across sections F1-L4]						

2P One Arm L (R)

| Leather stitching |

2P One Arm L (R)
+Back and Seat Cushions

*Feather is partially included in seat cushions. | Leather stitching |

2P One Arm L (R)
+Back and Seat Cushions
[Image ③ : L]

w: 1600 d: 800
h: 780 sh: 360
ah: 600

	F1	F2	F3	F4/CL1	F5/L2	L3	L4
Japanese Ash	[Diagram showing material distribution across sections F1-L4]						
Back and Seat Cushions	[Diagram showing cushion placement across sections F1-L4]						
Japanese Ash	[Diagram showing material distribution across sections F1-L4]						

Ottoman

Ottoman Seat Cushion

*Feather is partially included in seat cushions.

Ottoman
+Seat Cushion
[Image ④]

w: 800 d: 800
h: 360

	F1	F2	F3	F4/CL1	F5/L2	L3	L4
Japanese Ash	[Diagram showing material distribution across sections F1-L4]						
Seat Cushion	[Diagram showing cushion placement across sections F1-L4]						
Japanese Ash	[Diagram showing material distribution across sections F1-L4]						

Headrest
[Image ⑤]

w: 700 d: 140 h: 800
Height including the headrest: 1000

Arm Cushion
[Image ⑥]

540 × 420

*L has the armrest on its left (vice versa).



KOTAN, a series of furniture developed for better sustainability and longevity. The chair might look simple but is very complicated in structure. Designer Naoto Fukasawa put in hours of work to make it comfortable, light, and durable at the same time. The series has tables with a wide variety in height, size, and material. Available in Japanese Ash and perfect for residences, stores, and office spaces.

Wood coating

Japanese Ash NF/WNF/MBR/DBR/GY/DGY/BL


Make-it-lower

Chair, Stool: **10mm** **20mm** **30mm** **40mm**


High Chair, High Stool: up to 150 mm in 10 mm increments

Oval Table, Table: **10mm** **20mm** **30mm**

Table bade colors



Linoleum colors



Linoleum is natural material mainly consisting of linseed oil, and is eco-friendly with antibacterial, antiviral, and deodorizing effect.

Leather stitching

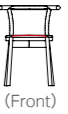
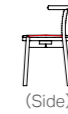


You can make it no-stitching with additional charge. Leather stitching is applied to the following:


- Chair (Upholstered Seat)
- Chair H (Upholstered Seat)
- Stool (Upholstered Seat)
- Stool H (Upholstered Seat)
- High Chair (Upholstered Seat)
- High Chair H (Upholstered Seat)
- High Stool (Upholstered Seat)
- High Stool H (Upholstered Seat)

Additional charge

(Top)



Designer



Naoto Fukasawa
with Hiroyuki Tsuchida
Japan



Stackable up to 6



KOTAN



① Japanese Ash WNF KP-DBR/L3



② Japanese Ash MBR



③ Japanese Ash GY (4023)



⑦ Japanese white birch laminated veneer lumber DGY



④ Japanese Ash BL BQ-BL/L3



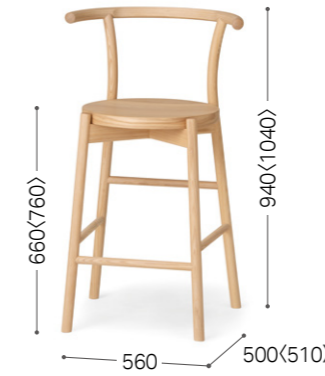
⑤ Japanese Ash BL



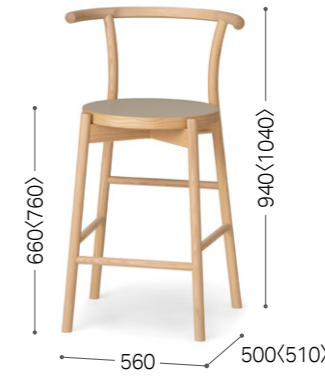
⑥ Japanese Ash WNF (4175)



⑧ Japanese Ash BL BQ-BL/L3 Optional Footstep



⑨ Japanese Ash WNF



⑩ Japanese Ash WNF (4175)



⑪ Japanese Ash WNF MG-LGY/L3



⑫ Japanese Ash WNF



⑬ Japanese Ash BL (4176) Optional Footstep



⑭ Optional Footstep

		F1	F2	F3	F4/CL1	F5/L2	L3	L4
Chair (Upholstered Seat) Chair H (Upholstered Seat) [Image ①]	w: 560 d: 495 h: 700 (720) sh: 440 (460) wt: 4.5	Japanese Ash						
		*Stackable up to 6 Leather stitching						
Chair (Wooden Seat) Chair H (Wooden Seat) [Image ②]	w: 560 d: 495 h: 700 (720) sh: 420 (440) wt: 4.5						Japanese Ash	
		*Stackable up to 6						
Chair (Linoleum) Chair H (Linoleum) [Image ③]	w: 560 d: 495 h: 700 (720) sh: 420 (440) wt: 4.5						Japanese Ash	
		*The linoleum seat is available in 6 colors. *Stackable up to 6						
Stool (Upholstered Seat) Stool H (Upholstered Seat) [Image ④]	w: 425 d: 425 h: 440 (460) wt: 3.5	Japanese Ash						
		*Stackable up to 6 Leather stitching						
Stool (Wooden Seat) Stool H (Wooden Seat) [Image ⑤]	w: 420 d: 420 h: 420 (440) wt: 3.5						Japanese Ash	
		*Stackable up to 6						
Stool (Linoleum) Stool H (Linoleum) [Image ⑥]	w: 420 d: 420 h: 420 (440) wt: 3.5						Japanese Ash	
		*The linoleum seat is available in 6 colors. *Stackable up to 6						
Dolly [Image ⑦]	w: 625 d: 625 h: 115						Japanese white birch laminated veneer lumber NF/DGY	
		*The carrier of kotan (chairs and stools) stackable up to 6 in all						

*The figures in the angle brackets express the height of H type.

		F1	F2	F3	F4/CL1	F5/L2	L3	L4
High Chair (Upholstered Seat) High Chair H (Upholstered Seat) [Image ⑧ : H]	w: 560 d: 500 (510) h: 940 (1040) sh: 680 (780) wt: 6.0	Japanese Ash						
		Leather stitching						
High Chair (Wooden Seat) High Chair H (Wooden Seat) [Image ⑨]	w: 560 d: 500 (510) h: 940 (1040) sh: 660 (760) wt: 6.0						Japanese Ash	
		*Stackable up to 6						
High Chair (Linoleum) High Chair H (Linoleum) [Image ⑩]	w: 560 d: 500 (510) h: 940 (1040) sh: 660 (760) wt: 6.0						Japanese Ash	
		*The linoleum seat is available in 6 colors.						
High Stool (Upholstered Seat) High Stool H (Upholstered Seat) [Image ⑪]	w: 440 (455) d: 440 (455) h: 680 (780) wt: 5.0	Japanese Ash						
		Leather stitching						
High Stool (Wooden Seat) High Stool H (Wooden Seat) [Image ⑫]	w: 440 (455) d: 440 (455) h: 660 (760) wt: 5.0						Japanese Ash	
		*Stackable up to 6						
High Stool (Linoleum) High Stool H (Linoleum) [Image ⑬ : H]	w: 440 (455) d: 440 (455) h: 660 (760) wt: 5.0						Japanese Ash	
		*The linoleum seat is available in 6 colors.						
Optional Footstep [Image ⑭]							Hairline finished stainless steel	

*The figures in the angle brackets express the height of H type.



⑮ Japanese Ash GY Base: M-GY



⑯ Japanese Ash WNF Base: M-GY



⑰ Japanese Ash WNF (4175) Base: M-GY



⑱ Japanese Ash WNF (4023) Base: M-GY

Round Table 120 Round Table 120 H <small>[Image ⑮]</small>	dia: 1200 h: 710 (740) h1: 680 (710)	
	*Accessory: height adjusters Three colors available for the base part	
Round Table 120 (Linoleum) Round Table 120 H (Linoleum)	dia: 1200 h: 710 (740) h1: 680 (710)	
	*Accessory: height adjusters *The linoleum top board is available in 6 colors. Three colors available for the base part	
Round Table 110 Round Table 110 H	dia: 1100 h: 710 (740) h1: 680 (710)	
	*Accessory: height adjusters Three colors available for the base part	
Round Table 110 (Linoleum) Round Table 110 H (Linoleum)	dia: 1100 h: 710 (740) h1: 680 (710)	
	*Accessory: height adjusters *The linoleum top board is available in 6 colors. Three colors available for the base part	
Round Table 100 Round Table 100 H	dia: 1000 h: 710 (740) h1: 680 (710)	
	*Accessory: height adjusters Three colors available for the base part	
Round Table 100 (Linoleum) Round Table 100 H (Linoleum)	dia: 1000 h: 710 (740) h1: 680 (710)	
	*Accessory: height adjusters *The linoleum top board is available in 6 colors. Three colors available for the base part	
Round Table 90 Round Table 90 H <small>[Image ⑯]</small>	dia: 900 h: 710 (740) h1: 680 (710)	
	*Accessory: height adjusters Three colors available for the base part	
Round Table 90 (Linoleum) Round Table 90 H (Linoleum)	dia: 900 h: 710 (740) h1: 680 (710)	
	*Accessory: height adjusters *The linoleum top board is available in 6 colors. Three colors available for the base part	

*The figures in the angle brackets express the height of H type.

Round Table 80 Round Table 80 H	dia: 800 h: 710 (740) h1: 680 (710)	
	*Accessory: height adjusters Three colors available for the base part	
Round Table 80 (Linoleum) Round Table 80 H (Linoleum) <small>[Image ⑰]</small>	dia: 800 h: 710 (740) h1: 680 (710)	
	*Accessory: height adjusters *The linoleum top board is available in 6 colors. Three colors available for the base part	
Round Table 70 Round Table 70 H	dia: 700 h: 710 (740) h1: 680 (710)	
	*Accessory: height adjusters Three colors available for the base part	
Round Table 70 (Linoleum) Round Table 70 H (Linoleum)	dia: 700 h: 710 (740) h1: 680 (710)	
	*Accessory: height adjusters *The linoleum top board is available in 6 colors. Three colors available for the base part	
Round Table 60 Round Table 60 H	dia: 600 h: 710 (740) h1: 680 (710)	
	*Accessory: height adjusters Three colors available for the base part	
Round Table 60 (Linoleum) Round Table 60 H (Linoleum) <small>[Image ⑱]</small>	dia: 600 h: 710 (740) h1: 680 (710)	
	*Accessory: height adjusters *The linoleum top board is available in 6 colors. Three colors available for the base part	
Round Table 50 Round Table 50 H	dia: 500 h: 710 (740) h1: 680 (710)	
	*Accessory: height adjusters Three colors available for the base part	
Round Table 50 (Linoleum) Round Table 50 H (Linoleum)	dia: 500 h: 710 (740) h1: 680 (710)	
	*Accessory: height adjusters *The linoleum top board is available in 6 colors. Three colors available for the base part	


*The figures in the angle brackets express the height of H type.



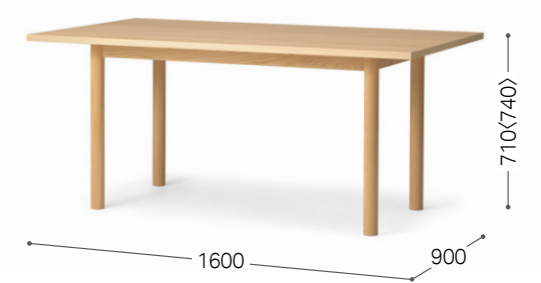
⑱ Japanese Ash BL (4176)



⑳ Japanese Ash GY



㉑ Japanese Ash BL (4176)



㉒ Japanese Ash WNF

Oval Table 240 × 90 Oval Table 240 × 90 H	w: 2400 d: 900 h: 710(740) h2: 610(640) wbl: 1645	Japanese Ash
	*Accessory: height adjusters	
Oval Table 240 × 90 (Linoleum) Oval Table 240 × 90 H (Linoleum)	w: 2400 d: 900 h: 710(740) h2: 610(640) wbl: 1645	Japanese Ash
	*Accessory: height adjusters *The linoleum top board is available in 6 colors.	
Oval Table 220 × 90 Oval Table 220 × 90 H	w: 2200 d: 900 h: 710(740) h2: 610(640) wbl: 1365	Japanese Ash
	*Accessory: height adjusters	
Oval Table 220 × 90 (Linoleum) Oval Table 220 × 90 H (Linoleum) [Image ⑱]	w: 2200 d: 900 h: 710(740) h2: 610(640) wbl: 1365	Japanese Ash
	*Accessory: height adjusters *The linoleum top board is available in 6 colors.	
Oval Table 200 × 90 Oval Table 200 × 90 H [Image ⑳]	w: 2000 d: 900 h: 710(740) h2: 610(640) wbl: 1265	Japanese Ash
	*Accessory: height adjusters	
Oval Table 200 × 90 (Linoleum) Oval Table 200 × 90 H (Linoleum)	w: 2000 d: 900 h: 710(740) h2: 610(640) wbl: 1265	Japanese Ash
	*Accessory: height adjusters *The linoleum top board is available in 6 colors.	
Oval Table 180 × 90 Oval Table 180 × 90 H	w: 1800 d: 900 h: 710(740) h2: 610(640) wbl: 1165	Japanese Ash
	*Accessory: height adjusters	
Oval Table 180 × 90 (Linoleum) Oval Table 180 × 90 H (Linoleum)	w: 1800 d: 900 h: 710(740) h2: 610(640) wbl: 1165	Japanese Ash
	*Accessory: height adjusters *The linoleum top board is available in 6 colors.	
Oval Table 160 × 90 Oval Table 160 × 90 H	w: 1600 d: 900 h: 710(740) h2: 610(640) wbl: 1065	Japanese Ash
	*Accessory: height adjusters	
Oval Table 160 × 90 (Linoleum) Oval Table 160 × 90 H (Linoleum)	w: 1600 d: 900 h: 710(740) h2: 610(640) wbl: 1065	Japanese Ash
	*Accessory: height adjusters *The linoleum top board is available in 6 colors.	


*The figures in the angle brackets express the height of H type.

Table 240 × 90 Table 240 × 90 H	w: 2400 d: 900 h: 710(740) h2: 610(640) wbl: 1845	Japanese Ash
	*Accessory: height adjusters	
Table 240 × 90 (Linoleum) Table 240 × 90 H (Linoleum)	w: 2400 d: 900 h: 710(740) h2: 610(640) wbl: 1845	Japanese Ash
	*Accessory: height adjusters *The linoleum top board is available in 6 colors.	
Table 220 × 90 Table 220 × 90 H	w: 2200 d: 900 h: 710(740) h2: 610(640) wbl: 1645	Japanese Ash
	*Accessory: height adjusters	
Table 220 × 90 (Linoleum) Table 220 × 90 H (Linoleum) [Image ⑱]	w: 2200 d: 900 h: 710(740) h2: 610(640) wbl: 1645	Japanese Ash
	*Accessory: height adjusters *The linoleum top board is available in 6 colors.	
Table 200 × 90 Table 200 × 90 H	w: 2000 d: 900 h: 710(740) h2: 610(640) wbl: 1445	Japanese Ash
	*Accessory: height adjusters	
Table 200 × 90 (Linoleum) Table 200 × 90 H (Linoleum)	w: 2000 d: 900 h: 710(740) h2: 610(640) wbl: 1445	Japanese Ash
	*Accessory: height adjusters *The linoleum top board is available in 6 colors.	
Table 180 × 90 Table 180 × 90 H	w: 1800 d: 900 h: 710(740) h2: 610(640) wbl: 1245	Japanese Ash
	*Accessory: height adjusters	
Table 180 × 90 (Linoleum) Table 180 × 90 H (Linoleum)	w: 1800 d: 900 h: 710(740) h2: 610(640) wbl: 1245	Japanese Ash
	*Accessory: height adjusters *The linoleum top board is available in 6 colors.	
Table 160 × 90 Table 160 × 90 H [Image ⑳]	w: 1600 d: 900 h: 710(740) h2: 610(640) wbl: 1115	Japanese Ash
	*Accessory: height adjusters	
Table 160 × 90 (Linoleum) Table 160 × 90 H (Linoleum)	w: 1600 d: 900 h: 710(740) h2: 610(640) wbl: 1115	Japanese Ash
	*Accessory: height adjusters *The linoleum top board is available in 6 colors.	


*The figures in the angle brackets express the height of H type.



㉓ Japanese Ash BL Base: S-BL



㉔ Japanese Ash WNF (4176) Base: M-GY



㉕ Japanese Ash WNF Base: M-GY



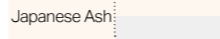
㉖ Japanese Ash WNF Base: M-GY



㉗ Japanese Ash WNF (4175) Base: M-GY

Round High Table 60
Round High Table 60 H
[Image ㉓ : H]

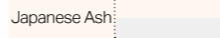
dia: 600 h: 1000 <1100> h1: 970 <1070>



*Accessory: height adjusters | Three colors available for the base part |

Round High Table 60 (Linoleum)
Round High Table 60 H (Linoleum)
[Image ㉓ : H]

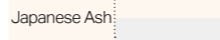
dia: 600 h: 1000 <1100> h1: 970 <1070>



*Accessory: height adjusters
*The linoleum top board is available in 6 colors. | Three colors available for the base part |

Round Low Table 90
[Image ㉕]

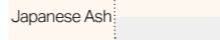
dia: 900 h: 380



*Accessory: height adjusters | Three colors available for the base part |

Round Low Table 90 (Linoleum)

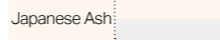
dia: 900 h: 380



*Accessory: height adjusters
*The linoleum top board is available in 6 colors. | Three colors available for the base part |

Round Low Table 60
[Image ㉖]

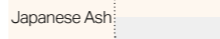
dia: 600 h: 540



*Accessory: height adjusters | Three colors available for the base part |

Round Low Table 60 (Linoleum)

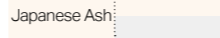
dia: 600 h: 540



*Accessory: height adjusters
*The linoleum top board is available in 6 colors. | Three colors available for the base part |

Round Low Table 50

dia: 500 h: 480



*Accessory: height adjusters | Three colors available for the base part |

Round Low Table 50 (Linoleum)
[Image ㉗]

dia: 500 h: 480



*Accessory: height adjusters
*The linoleum top board is available in 6 colors. | Three colors available for the base part |

*The figures in the angle brackets express the height of H type.



Korento collection is designed by a Finnish designer, Mikko Halonen. The armchair has a beautiful organic form that is seamless from the backrest, arms, and front legs to the seating frame. Winning the grand prize in the International Furniture Design Competition in Asahikawa in 2017, for its fresh approach and potential to create new possibilities in manual arts.






Wood coating

Japanese Oak NF/WNF/MBR/DBR/GY/DGY/BL
 *OFN is available for tables.

Make-it-lower

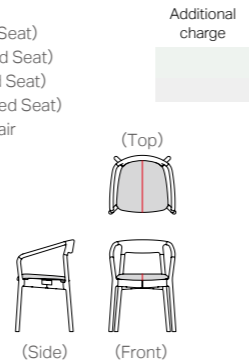
Chair: **10mm** **20mm** **30mm** **40mm**
 Table: **10mm** **20mm** **30mm**

Leather stitching



You can make it no-stitching with additional charge. Leather stitching is applied to the following:

- Armchair (Upholstered Seat)
 - Armchair H (Upholstered Seat)
 - Side Chair (Upholstered Seat)
 - Side Chair H (Upholstered Seat)
- [The drawing for Armchair (Upholstered Seat)]



Designer



Mikko Halonen
Finland



① Japanese Oak NF RK-NL/L2




② Japanese Oak NF



③ Japanese Oak NF Maple DBG/F3



④ Japanese Oak NF



⑤ Japanese Oak OFN



⑥ Japanese Oak DBR

The table leg positions

The table leg positions are changeable (inside or outside) in case of length 200 / 180.



	F1	F2	F3	F4/CL1	F5/L2	L3	L4
Armchair (Upholstered Seat) Armchair H (Upholstered Seat) [Image ①] Leather stitching	Japanese Oak						
Armchair (Wooden Seat) Armchair H (Wooden Seat) [Image ②]						Japanese Oak	
Side Chair (Upholstered Seat) Side Chair H (Upholstered Seat) [Image ③] Leather stitching	Japanese Oak						
Side Chair (Wooden Seat) Side Chair H (Wooden Seat) [Image ④]						Japanese Oak	

*The figures in the angle brackets express the height of H type.

Solid Wood Table 200 × 85 Solid Wood Table 200 × 85 H [Image ⑤]	w: 2000 d: 850 h: 710<740> h1: 675<705> h2: 625<655> wbl: 1445 (outside 1685)	Japanese Oak
	*Solid wood top with cross beams	
Solid Wood Table 180 × 85 Solid Wood Table 180 × 85 H	w: 1800 d: 850 h: 710<740> h1: 675<705> h2: 625<655> wbl: 1245 (outside 1485)	Japanese Oak
	*Solid wood top with cross beams	
Solid Wood Table 160 × 85 Solid Wood Table 160 × 85 H	w: 1600 d: 850 h: 710<740> h1: 675<705> wbl: 1285	Japanese Oak
	*Solid wood top	
Solid Wood Table 140 × 85 Solid Wood Table 140 × 85 H [Image ⑥]	w: 1400 d: 850 h: 710<740> h1: 675<705> wbl: 1085	Japanese Oak
	*Solid wood top	

*The figures in the angle brackets express the height of H type. *Top board: random-match



The Golfer Salon armchair is a fusion of traditional Japanese craft skills and modern style design. The arms of the chair are slightly wide-spreading to provide extra comfort. Available in Japanese oak.

Wood coating

Japanese Oak NF/WNF/MBR/DBR/GY/DGY/BL

Make-it-lower

Chair: **10mm** **20mm** **30mm** **40mm**

Fabric and leather

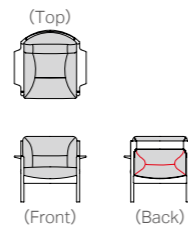
Fabric / leather unavailable for the items on this page

F5 Camila

Leather stitching Stitch

Leather stitching is applied to the following:

• Armchair



Designer

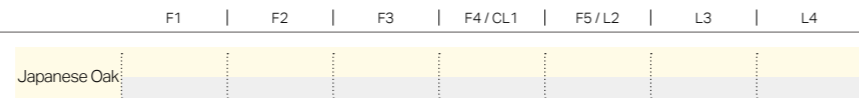
Minoru Nagahara
(1935-2015)
Japan



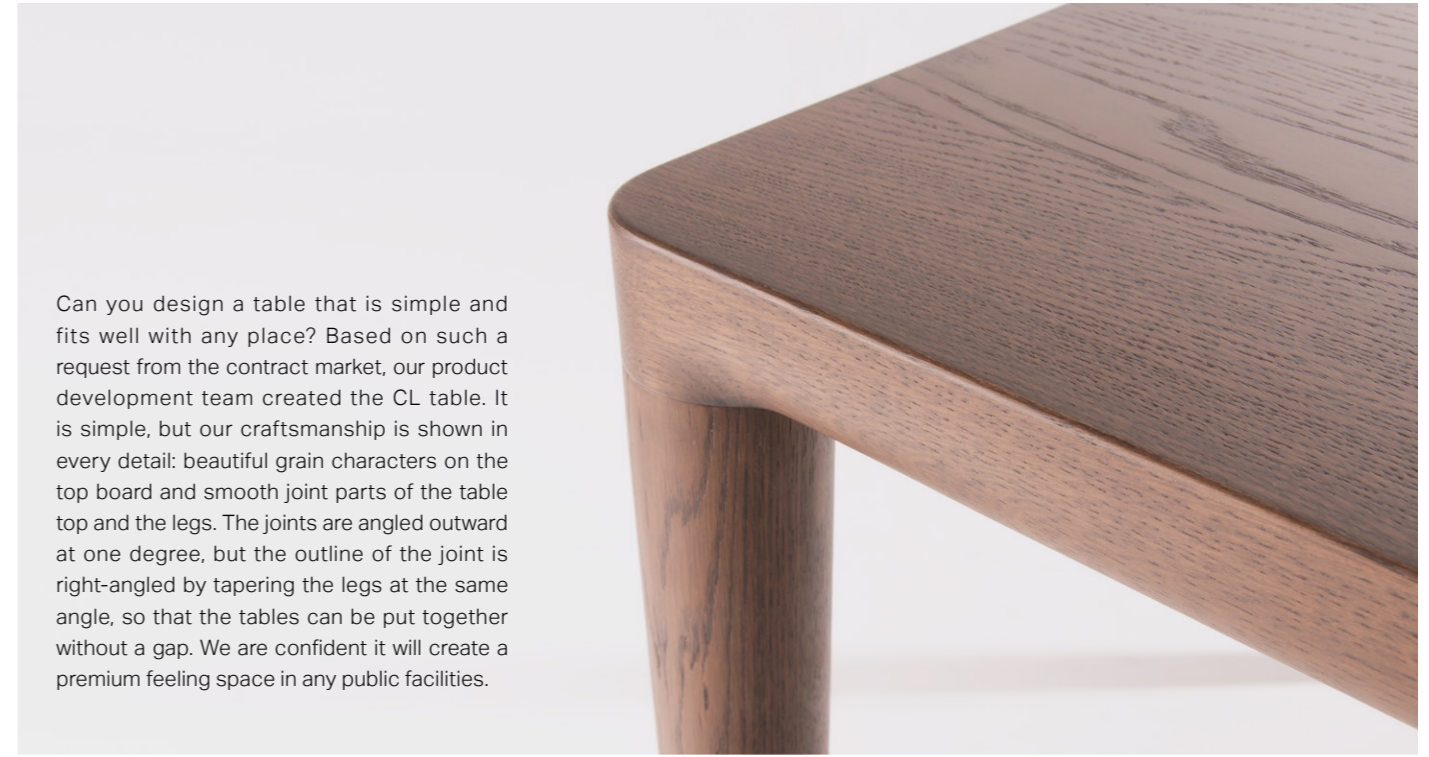
Japanese Oak NF MG-CGY/L3

Armchair

w: 820 d: 780
h: 750 sh: 400
ah: 525



| Limit in fabric / leather | Leather stitching |



Can you design a table that is simple and fits well with any place? Based on such a request from the contract market, our product development team created the CL table. It is simple, but our craftsmanship is shown in every detail: beautiful grain characters on the top board and smooth joint parts of the table top and the legs. The joints are angled outward at one degree, but the outline of the joint is right-angled by tapering the legs at the same angle, so that the tables can be put together without a gap. We are confident it will create a premium feeling space in any public facilities.

Wood coating

Japanese Elm NF/WNF/MBR/DBR/GY/DGY/BL
Japanese Ash NF/WNF/MBR/DBR/GY/DGY/BL
Japanese Cherry NF/WNF/MBR/DBR/GY/DGY/BL
Japanese Oak NF/WNF/MBR/DBR/GY/DGY/BL
Walnut CW/DBR

Make-it-lower

Table: **10mm** **20mm** **30mm**

Height

Table L	400
Table LD	680
Table D	710
Table H	740

Basic specification

*Accessory: height adjusters

CL TABLE




TableL / TableLD / TableD / Table H

w:	1400	1500	1600	1700	1800	1900	2000	2100
d: 700	Japanese Elm Japanese Ash Japanese Cherry Japanese Oak Walnut							
d: 750	Japanese Elm Japanese Ash Japanese Cherry Japanese Oak Walnut							
d: 800	Japanese Elm Japanese Ash Japanese Cherry Japanese Oak Walnut							
d: 850	Japanese Elm Japanese Ash Japanese Cherry Japanese Oak Walnut							
d: 900	Japanese Elm Japanese Ash Japanese Cherry Japanese Oak Walnut							
d: 950	Japanese Elm Japanese Ash Japanese Cherry Japanese Oak Walnut							
h: 400/680/710/740	h1: 355/635/665/695							
wbl:	1280	1380	1480	1580	1680	1780	1880	1980

TableL / TableLD / TableD / Table H

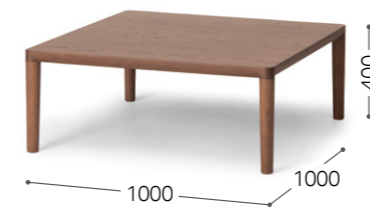
w:	1100	1200	1300	1400
d: 550	Japanese Elm Japanese Ash Japanese Cherry Japanese Oak Walnut			
d: 600	Japanese Elm Japanese Ash Japanese Cherry Japanese Oak Walnut			
d: 650	Japanese Elm Japanese Ash Japanese Cherry Japanese Oak Walnut			
d: 700	Japanese Elm Japanese Ash Japanese Cherry Japanese Oak Walnut			
h: 400/680/710/740	h1: 355/635/665/695			
wbl:	980	1080	1180	1280



Japanese Oak NF



Japanese Oak DGY



Japanese Oak MBR

角	800	900	1000	1100
h: 400/680/710/740	h1: 355/635/665/695			
wbl:	680	780	880	980

*The four figures separated by slashes (from left to right) for h and h1 are the heights of L, LD, D, and H type tables, respectively. *Top board: random-match

*The four figures separated by slashes (from left to right) for h and h1 are the heights of L, LD, D, and H type tables, respectively. *Top board: random-match



SAN stands for 3 in Japanese. Designer Michael Schneider sketched the chair with 3 lines; hence it was named SAN. A chair designed with an upholstered seat and back provides comfort for long hour sitting. Available in Japanese Birch, stitching on the surface of leather upholstery.



Wood coating

Japanese Birch NF / WNF / MBR / DBR / GY / DGY / BL

Make-it-lower

Chair: 10mm | 20mm | 30mm | 40mm

Fabric and leather

Fabric / leather unavailable for the items on this page
F5 Camila

Japanese Birch

Japanese Birch is a tree locally grown in Hokkaido. The heartwood is red; the sapwood is white. Here at CondeHouse, we use both heartwood and sapwood. Consequently, their mixed natural colors make our furniture look unique.



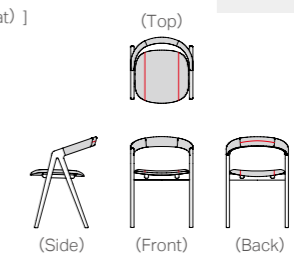
Leather stitching

Stitch —

You can make it no-stitching with additional charge. Leather stitching is applied to the following:

- Chair (Upholstered Seat)
- Chair H (Upholstered Seat)
- [The drawing for Chair (Upholstered Seat)]

Additional charge



Designer



Michael Schneider
Germany



Chair (Upholstered Seat)
Chair H (Upholstered Seat)

w: 515 d: 550
h: 730 <750>
sh: 450 <470>
ah: 610-675 <630-695>
wt: 5.0

	F1	F2	F3	F4/CL1	F5/L2	L3	L4
Japanese Birch							

| Limit in fabric / leather | Leather stitching |

*The figures in the angle brackets express the height of H type.



A Japanese-inspired furniture series with a calm atmosphere that fits in any interior. Designer Hiroshi Yoneya combines the traditional Japanese cushion and furniture to maximize its comfort level. It will provide another type of comfort that sofas do, recommended for long hour sitting areas like a reception room or hotel lobby.

Wood coating

Japanese Ash NF / WNF / MBR / DBR / GY / DGY / BL

Fabric and leather

Fabric / leather unavailable for Chair and Stool

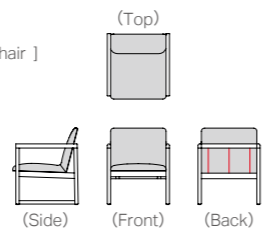
- F5 Camila, Rivie
- CL1 MR
- L2 RK

Leather stitching



Leather stitching is applied to the following:

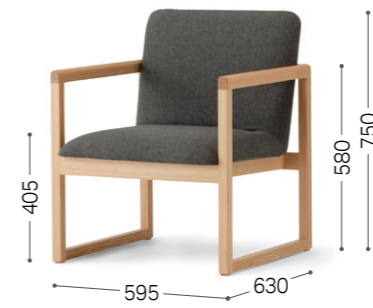
- Armchair
 - Armless Chair
- [The drawing for Armchair]



Designer



TONERICO:INC.
Hiroshi Yoneya
Japan



① Japanese Ash NF Tonica DGY/F4



② Japanese Ash NF Tonica DGY/F4



③ Japanese Ash NF Tonica DGY/F4



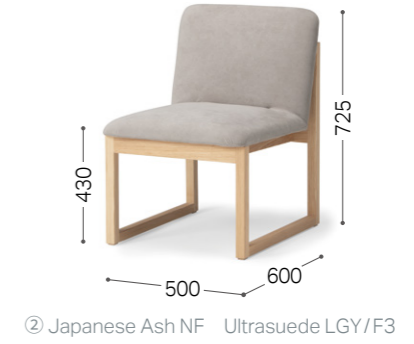
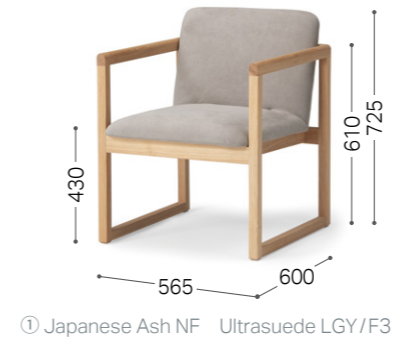
④ Tonica DGY/F4



⑤ Japanese Ash NF



		F1	F2	F3	F4	F5	L3	L4
Armchair [Image ①]	w: 595 d: 630 h: 750 sh: 405 ah: 580	Japanese Ash						
		Limit in fabric / leather Leather stitching						
Armless Chair [Image ②]	w: 540 d: 630 h: 750 sh: 405	Japanese Ash						
		Limit in fabric / leather Leather stitching						
Stool [Image ③]	w: 540 d: 455 h: 395	Japanese Ash						
		Limit in fabric / leather						
Cushion 50 × 30 [Image ④]	500 × 300							
		*Microfiber cushion						
Side Table 52 × 52 [Image ⑤]	w: 520 d: 520 h: 355				F4/CL1	F5/L2	L3	L4
					*Top board: random-match			Japanese Ash



Hiroshi Yoneya designs this series to fit in the interior of public spaces such as hotels and bookstores, by eliminating unnecessary decorative elements and keeping the shape sharp yet simple. The straight-line design of the chair is inspired by the structure of Japanese traditional wooden buildings. The designer believes it looks more beautiful especially when some of the chairs align. What features the design of the series are the plain back view and contrast with the round shape of the seat cushion.

Wood coating

Japanese Ash NF/WNF/MBR/DBR/GY/DGY/BL

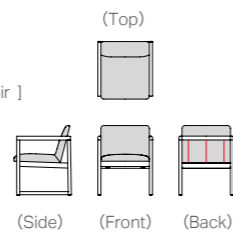
Leather stitching



Leather stitching is applied to the following:

- Armchair
- Side Chair
- High Armchair
- High Chair

[The drawing for Armchair]



Designer

TONERICO:INC.
Hiroshi Yoneya
Japan

Fabric and leather

Fabric / leather unavailable for Chair and Stool

- F5 Camila, Rivie
- CL1 MR
- L2 RK

		F1	F2	F3	F4	F5	L3	L4
Armchair [Image ①]	w: 565 d: 600 h: 725 sh: 430 ah: 610 wt: 10.5	Japanese Ash						
		Limit in fabric / leather Leather stitching						
Side Chair [Image ②]	w: 500 d: 600 h: 725 sh: 430 wt: 9.0	Japanese Ash						
		Limit in fabric / leather Leather stitching						
High Armchair [Image ③]	w: 510 d: 570 h: 1050 sh: 745 ah: 930 wt: 11.5	Japanese Ash						
		Limit in fabric / leather Leather stitching						
High Chair [Image ④]	w: 460 d: 570 h: 1050 sh: 745 wt: 10.0	Japanese Ash						
		Limit in fabric / leather Leather stitching						
High Stool [Image ⑤]	w: 460 d: 460 h: 745 wt: 7.0	Japanese Ash						
		Limit in fabric / leather						

STRIPE

20



Stripe is a collection of cabinets that have a common design motif: stripes made by wood pieces in different colors. It not only stores your clothes and personal belongings but also creates your own reading corner with the cabinets and other CondeHouse chairs and desks.

Wood coating

Japanese Oak NF/WNF/MBR/DBR/GY/DGY/BL

Designer

Minoru Nagahara
(1935-2015)
Japan



⑦ Japanese Oak GY



⑧ Japanese Oak GY



① Japanese Oak NF



② Japanese Oak NF



③ Japanese Oak NF



④ Japanese Oak NF



⑤ Japanese Oak NF



⑥ Japanese Oak NF

Side Board DDR-170 [Image ①]

w: 1700 d: 450 h: 850

*The backside is also veneered. *Accessory: shelf boards (w: 492 × 2)

Japanese Oak

Side Board DDR-150 [Image ②]

w: 1500 d: 450 h: 850

*The backside is also veneered. *Accessory: shelf boards (w: 448 × 2)

Japanese Oak

Chest DR-170 [Image ③]

w: 1700 d: 450 h: 850

*The backside is also veneered. *Inside: made of paulownia

Japanese Oak

Chest DR-120 [Image ③]

w: 1200 d: 450 h: 850

*The backside is also veneered. *Inside: made of paulownia

Japanese Oak

Chest DR-80 [Image ④]

w: 800 d: 480 h: 850

*The backside is also veneered.

Japanese Oak

Desk 90 [Image ⑤]

w: 900 d: 450 h: 700

*The backside is also veneered. *Accessory: height adjusters only in the front side

Japanese Oak

Side Desk DR-46 [Image ⑥]

w: 455 d: 450 h: 700

*The backside is also veneered. *Accessory: height adjusters only in the front side

Japanese Oak

Book Shelf 70 [Image ⑦]

w: 700 d: 330 h: 1100

*Accessory: height adjusters; shelf boards (w: 617 × 3)

Japanese Oak

Side Wagon 33 × 55 [Image ⑧]

w: 330 d: 550 h: 495

*Accessory: leg wheels

Japanese Oak



Designed by Maly Hoffman Kahleiss in 2012. Sled is one of a kind table that is made of solid wood slabs combined with a stainless steel base, which is the origin of the name: it looks like a sled. It is available in walnut or Japanese oak; the legs available in hairline finished stainless steel and other three colored-steel. A versatile solid wood table that fits in any situation.

Wood coating

Japanese Sen NF / WNF / MBR / DBR / GY / DGY / BL / OFN
 Japanese Elm NF / WNF / MBR / DBR / GY / DGY / BL / OFN
 Japanese Oak NF / WNF / MBR / DBR / GY / DGY / BL / OFN
 Walnut CW / DBR / OFN

Basic specification


*Solid wood top
 *Accessory: height adjusters

Designer



Maly Hoffmann Kahleiss
 Germany


Table leg



Hairline finished stainless steel

Table leg (S)

Steel in the following three colors

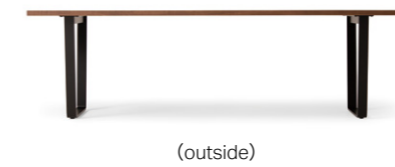


M-GY S-GY S-BL




Table leg positions

The table leg positions are changeable (inside or outside).



(outside)



(inside)



③ Three-piece type for the top board of 2000–2400


Cable Tray
[Image ③]

h2 including the cable tray:
 565 (595)

Four-piece type for the top board of 1900–2700	w: 1240 d: 110 h: 115
Three-piece type for the top board of 1600–1800	w: 930 d: 110 h: 115
Two-piece type for the top board of 1500	w: 620 d: 110 h: 115

An optional set of hole-processing on the top board and a cable tray and cover (made of solid wood)
 *The tray cover is made of the same wood; finished in the same color as the top board.

*The figures in the angle brackets express the height of H type.



① Walnut OFN Legs: hairline finished stainless steel

Solid Wood Table / Solid Wood Table H

*Leg: hairline finished stainless steel

w:		1500	1600	1700	1800	1900	2000	2100
d: 850	Japanese Sen / Japanese Elm							
	Japanese Oak							
	Walnut							
d: 900	Japanese Sen / Japanese Elm							
	Japanese Oak							
	Walnut							
d: 950	Japanese Sen / Japanese Elm							
	Japanese Oak							
	Walnut							
d: 1000	Japanese Sen / Japanese Elm							
	Japanese Oak							
	Walnut							
d: 1100	Japanese Sen / Japanese Elm							
	Japanese Oak							
	Walnut							
d: 1200	Japanese Sen / Japanese Elm							
	Japanese Oak							
	Walnut							

h: 710 <740> h2: 665 <695>

wbl: (inside / outside)	1055/1265	1105/1315	1155/1365	1205/1415	1255/1465	1305/1515	1355/1565	1405/1615
-------------------------	-----------	-----------	-----------	-----------	-----------	-----------	-----------	-----------

*The figures in the angle brackets express the height of H type. *Top board: random-match

Solid Wood Table / Solid Wood Table H

[Image ①]

*Vertical joint is applied for tables longer than 2101 mm (except for walnut). See p.11 for more information on vertical joints. *Leg: hairline finished stainless steel

w:		2200	2300	2400	2500	2600	2700
d: 850	Japanese Sen / Japanese Elm						
	Japanese Oak						
	Walnut						
d: 900	Japanese Sen / Japanese Elm						
	Japanese Oak						
	Walnut						
d: 950	Japanese Sen / Japanese Elm						
	Japanese Oak						
	Walnut						
d: 1000	Japanese Sen / Japanese Elm						
	Japanese Oak						
	Walnut						
d: 1100	Japanese Sen / Japanese Elm						
	Japanese Oak						
	Walnut						
d: 1200	Japanese Sen / Japanese Elm						
	Japanese Oak						
	Walnut						

h: 710 <740> h2: 665 <695>

wbl: (inside / outside)	1625/1835	1675/1885	1725/1935	1775/1985	1825/2035	1875/2085	1925/2135
-------------------------	-----------	-----------	-----------	-----------	-----------	-----------	-----------

*The figures in the angle brackets express the height of H type. *Top board: random-match



Solid Wood Table (S) / Solid Wood Table (S) H

*Leg: powder-painted steel | Three colors available for the leg |

w:		1500	1600	1700	1800	1900	2000	2100
d: 850	Japanese Sen / Japanese Elm							
	Japanese Oak							
	Walnut							
d: 900	Japanese Sen / Japanese Elm							
	Japanese Oak							
	Walnut							
d: 950	Japanese Sen / Japanese Elm							
	Japanese Oak							
	Walnut							
d: 1000	Japanese Sen / Japanese Elm							
	Japanese Oak							
	Walnut							
d: 1100	Japanese Sen / Japanese Elm							
	Japanese Oak							
	Walnut							
d: 1200	Japanese Sen / Japanese Elm							
	Japanese Oak							
	Walnut							

h: 710 <740> h2: 665 <695>

wbl: (inside / outside) 1055/1265 | 1105/1315 | 1415/1625

*The figures in the angle brackets express the height of H type. *Top board: random-match

Solid Wood Table (S) / Solid Wood Table (S) H

[Image ②]

*Vertical joint is applied for tables longer than 2101 mm (except for walnut). See p.11 for more information on vertical joints. *Leg: powder-painted steel | Three colors available for the leg |

w:		2200	2300	2400	2500	2600	2700
d: 850	Japanese Sen / Japanese Elm						
	Japanese Oak						
	Walnut						
d: 900	Japanese Sen / Japanese Elm						
	Japanese Oak						
	Walnut						
d: 950	Japanese Sen / Japanese Elm						
	Japanese Oak						
	Walnut						
d: 1000	Japanese Sen / Japanese Elm						
	Japanese Oak						
	Walnut						
d: 1100	Japanese Sen / Japanese Elm						
	Japanese Oak						
	Walnut						
d: 1200	Japanese Sen / Japanese Elm						
	Japanese Oak						
	Walnut						

h: 710 <740> h2: 665 <695>

wbl: (inside / outside) 1625/1835

*The figures in the angle brackets express the height of H type. *Top board: random-match



The Splinter collection is created by a Japanese designer company, nendo. Every piece of the dining chair looks to be splintered and connected to make one chair, which is the origin of the name, Splinter. This collection won the Good Design Award in Japan in 2014.



Wood coating

Japanese Oak NF/WNF/MBR/DBR/GY/DGY/BL/NWT

Fabric and leather

Fabric / leather unavailable for the items on this page
F5 Camila

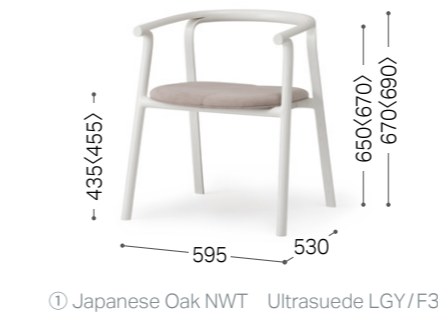
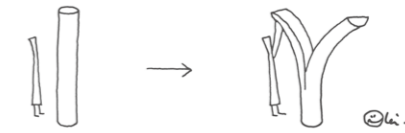
Make-it-lower

Chair: 10mm | 20mm | 30mm | 40mm

Designer



nendo Oki Sato
Japan



	F1	F2	F3	F4/CL1	F5/L2	L3	L4
Armchair (Upholstered Seat) Armchair H (Upholstered Seat) [Image ①]	Japanese Oak						
	Limit in fabric / leather						
Armchair (Wooden Seat) Armchair H (Wooden Seat) [Image ②]	*Solid wood seat					Japanese Oak	
Armchair (Shell) Armchair H (Shell) [Image ③]	Japanese Oak						
	Limit in fabric / leather						

*The figures in the angle brackets express the height of H type.



The concept of splintering is what makes this collection unique. The pillar of the coat stand is splintered out to the three branches at the top to create hooks for clothes hanging. The artificially-created natural looking requires high level wood crafting techniques to be produced.

Wood coating

Japanese Oak NF/WNF/MBR/DBR/GY/DGY/BL/NWT

Designer

nendo Oki Sato
Japan



Mirror [Image ①]	w: 400 h: 1600 t: 35	Japanese Oak
Tray Mirror [Image ②]	w: 400 h: 1600 t: 105 *Tray size (w: 355 d: 100 h: 40)	Japanese Oak
Coat Stand [Image ③]	dia: 350 h: 1725	Japanese Oak
Round Side Table 45 [Image ④]	w: 450 d: 475 h: 300 *Solid wood top	Japanese Oak
Round Side Table 35 H [Image ⑤]	w: 450 d: 435 h: 550 *Solid wood top	Japanese Oak
Round Side Table 35 [Image ⑥]	w: 375 d: 390 h: 450 *Solid wood top	Japanese Oak




This chair was designed by Richard Schultz in 1984 for CondeHouse USA as one of the iconic items to build their presence in the states in their early days. With the news of his death as a start, we decided to reproduce it with more stability and strength by the latest technology. Due to the bending of the frame, it's more comfortable than it looks. The design can show a strong presence like an art object and also blend into the scenery.



Wood coating


Japanese Oak NF/WNF/MBR/DBR/GY/DGY/BL

Leg color



S-BL

Designer



Richard Schultz
(1926-2021)
U.S.A.



Chair	w: 540 d: 595 h: 815 sh: 440 wt: 8.5	Japanese Oak
--------------	---	--------------



Designed by Katsuhiko Osaka, Sori is a rocking chair that won the grand prize in the International Furniture Design Competition in 1993. The shape was born in the inspiration from a snow sled; the back is adjustable to support your back in five angles; the leather-belt arms support your body when rising from the chair.

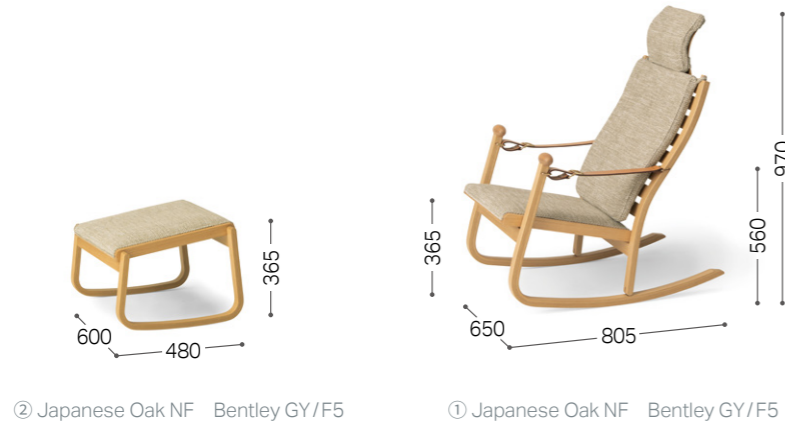
Wood coating

Japanese Oak NF/WNF/MBR/DBR/GY/DGY/BL

Designer



Katsuhiko Osaka
Japan



Rocker [Image ①]	w: 650 d: 805 h: 970 sh: 365 ah: 560	Japanese Oak	F1	F2	F3	F4/CL1	F5/L2	L3	L4
	*Arm leather belts only have a natural color. *The backrest can be tilted by changing the belt length.								

Stool [Image ②]	w: 600 d: 480 h: 365	Japanese Oak
--------------------	-------------------------	--------------




What makes a strong impression is the contrast between thin metal pipes and a thick seat made of Hokkaido ash. One of the metal pipe legs extends upward to be a reading lamp. The idea by the designer Tadahito Ishibashi was praised as “a new design that has never been seen” and won a prize in the International Furniture Design Competition in Asahikawa (IFDA) in 2021. It can accent a room even if used alone. If used in multiple in a gallery or hotel lobby (for example), their light will create a beautiful scene for people gathered there.

Wood coating

Japanese Ash NF/WNF/MBR/DBR/GY/DGY/BL

Leg colors



Designer



Tadahito Ishibashi
Japan



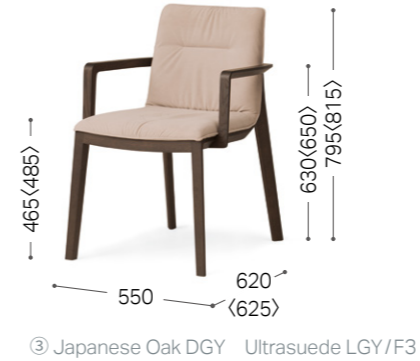
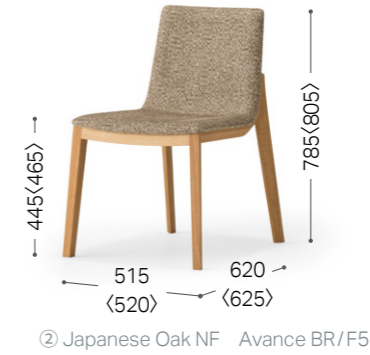
Switch under the seat



Stool RL	w: 485 d: 590 h: 1860 sh: 440 wt: 13.5	Solid wood seat *Accessory: downlight (LED) Three colors available for the leg	Japanese Ash
----------	--	---	--------------




Challenge dining collection was designed by three German designers: Maly, Hoffman, and Kahleyss. The chair embodies a sense of slenderness and sharpness. Being opposite to them, the soft-cushion type has been added to allow customers to have more options to mix with other CondeHouse table collections.



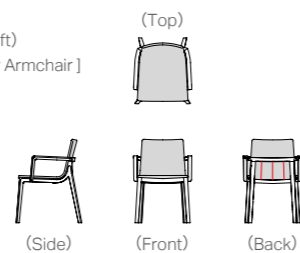
Wood coating
Japanese Oak NF/WNF/MBR/DBR/GY/DGY/BL
Walnut CW/DBR

Make-it-lower
Chair: 10mm 20mm 30mm 40mm

Leather stitching 
Leather stitching is applied to the following:

- Armchair
- Armchair H
- Side Chair
- Side Chair H
- Armchair (Soft)
- Armchair H (Soft)
- Side Chair (Soft)
- Side Chair H (Soft)

[The drawing for Armchair]



Designer



Maly Hoffmann Kahleyss
Germany

	F1	F2	F3	F4/CL1	F5/L2	L3	L4			
Armchair Armchair H [Image ①]	w: 550 d: 620 (625)		h: 785 (805)		sh: 445 (465)		ah: 630 (650)		wt: 6.5	
Leather stitching	Japanese Oak									
	Walnut									
Side Chair Side Chair H [Image ②]	w: 515 (520)		d: 620 (625)		h: 785 (805)		sh: 445 (465)		wt: 5.5	
Leather stitching	Japanese Oak									
	Walnut									
Armchair (Soft) Armchair H (Soft) [Image ③]	w: 550 d: 620 (625)		h: 795 (815)		sh: 465 (485)		ah: 630 (650)		wt: 6.5	
Leather stitching	Japanese Oak									
	Walnut									
Side Chair (Soft) Side Chair H (Soft) [Image ④]	w: 515 (520)		d: 620 (625)		h: 795 (815)		sh: 465 (485)		wt: 5.5	
Leather stitching	Japanese Oak									
	Walnut									

*The figures in the angle brackets express the height of H type.



Due to its complicated frame shape, the craftsman encountered many challenges while making the prototype as the name suggests. This easy chair has an ergonomic-inspired cushion that will fully support your back from all angles. The easy chair and stool are the ultimate combo that is perfect for you after a long day of work. Available in Japanese oak or walnut.

Wood coating

Japanese Oak NF/WNF/MBR/DBR/GY/DGY/BL
Walnut CW/DBR

Designer

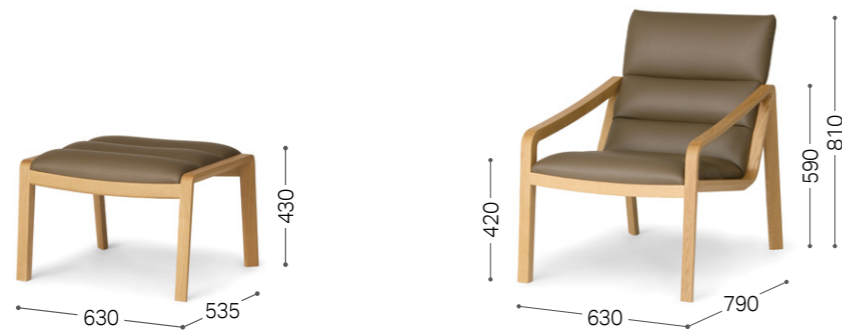
Maly Hoffmann Kahlelyss
Germany

Fabric and leather

Fabric / leather unavailable for the items on this page
F5 Camila

Make-it-lower

Chair, Stool: **10mm** **20mm** **30mm** **40mm**



② Japanese Oak NF MG-KGY/L3

① Japanese Oak NF MG-KGY/L3

		F1	F2	F3	F4/CL1	F5/L2	L3	L4
Easy Chair [Image ①]	w: 630 d: 790 h: 810 sh: 420 ah: 490-590	Japanese Oak						
		Walnut						
Limit in fabric / leather								
Stool [Image ②]	w: 630 d: 535 h: 430	Japanese Oak						
		Walnut						
Limit in fabric / leather								



Twist is a unique and stylish handcrafted display cabinet, designed by Kiyoshi Sadogawa. The display cabinet is a popular product in the Japanese market, coming with a recessed light to show off all your collectables and memorabilia.


Wood coating

Japanese Oak NF/WNF/MBR/DBR/GY/DGY/BL
Walnut CW/DBR

Designer



Kiyoshi Sadogawa
Japan



Japanese Oak NF



Mini Curio

w: 380 d: 340 h: 1600

*Doors on both sides
*Accessory: downlight (LED) ; t8 glass shelves (w: 290 x 5) ;
mirror back board

Japanese Oak

Walnut

TL TABLE | TL Table



TL table is customizable size-wise with unobtrusively-placed legs which make rising and sitting easier. In the case of a top board of more than 1800 mm, the mounting positions of the legs can move in and out. Pursued are not only functionality but design and craftsmanship, which can be seen in the curved surface of the top board and the elaborate joints of the legs.

Wood coating	Basic specification	Height
Japanese Elm NF/WNF/MBR/DBR/GY/DGY/BL	*Accessory: height adjusters	Table LD 680
Japanese Ash NF/WNF/MBR/DBR/GY/DGY/BL		Table D 710
Japanese Cherry NF/WNF/MBR/DBR/GY/DGY/BL	*Make-it-lower	Table H 740
Japanese Oak NF/WNF/MBR/DBR/GY/DGY/BL		Table: 10mm 20mm 30mm
Walnut CW/DBR		

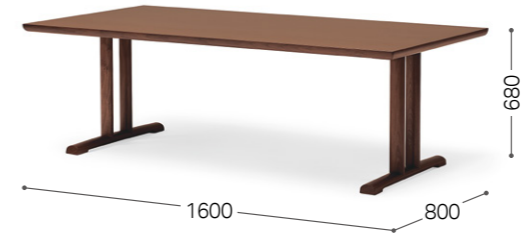
Leg position

Top boards of size 1800 or more have two leg positions: the inside position is suitable for six chairs; the outside for four chairs.

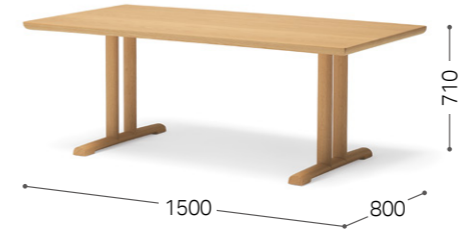
Combination of top board size and length between legs

Table top	1400-1700	1800-2100
Width between legs	1020	1020/1390*

*For the outside position



Walnut CW



Japanese Oak NF



Top board: random-match

w:		1400	1500	1600	1700	1800	1900	2000	2100
d: 700	Japanese Elm								
	Japanese Ash Japanese Cherry								
	Japanese Oak								
	Walnut								
d: 750	Japanese Elm								
	Japanese Ash Japanese Cherry								
	Japanese Oak								
	Walnut								
d: 800	Japanese Elm								
	Japanese Ash Japanese Cherry								
	Japanese Oak								
	Walnut								

h: 680/710/740 h1: 645/675/705

wbl: (inside / outside) 1020 | 1020/1390

*The three figures separated by slashes (from left to right) for h and h1 are the heights of LD, D, and H type tables, respectively. *Top board: random-match

w:		1400	1500	1600	1700	1800	1900	2000	2100
d: 850	Japanese Elm								
	Japanese Ash Japanese Cherry								
	Japanese Oak								
	Walnut								
d: 900	Japanese Elm								
	Japanese Ash Japanese Cherry								
	Japanese Oak								
	Walnut								
d: 950	Japanese Elm								
	Japanese Ash Japanese Cherry								
	Japanese Oak								
	Walnut								

h: 680/710/740 h1: 645/675/705

wbl: (inside / outside) 1020 | 1020/1390

*The three figures separated by slashes (from left to right) for h and h1 are the heights of LD, D, and H type tables, respectively. *Top board: random-match

TL TABLE | TL Table (20)



In 2020, we added a solid wood top board version to the TL table collection. Three types of wood are available; a wide variety of sizes are offered at an increment of 50 mm; the leg positions are also selectable in two ways (only for the table width wider than 1800 mm).

Wood coating	Basic specification	Height
Japanese Sen NF/WNF/MBR/DBR/GY/DGY/BL/OFN	*Solid wood top	Solid Wood Table LD 680
Japanese Elm NF/WNF/MBR/DBR/GY/DGY/BL/OFN	*Accessory: height adjusters	Solid Wood Table D 710
Japanese Ash NF/WNF/MBR/DBR/GY/DGY/BL/OFN		Solid Wood Table H 740
Japanese Oak NF/WNF/MBR/DBR/GY/DGY/BL/OFN		
Walnut CW/DBR/OFN		
Make-it-lower		
Table: 10mm 20mm 30mm		

Leg position
 Top boards of size 1800 or more have two leg positions: the inside position is suitable for six chairs; the outside for four chairs.

Combination of top board size and length between legs

Table top	1400-1700	1800-2100
Width between legs	1020	1020/1390*

*For the outside position



w:		1400	1500	1600	1700	1800	1900	2000	2100
d: 700	Japanese Sen								
	Japanese Elm								
	Japanese Ash								
	Japanese Oak								
	Walnut								
d: 750	Japanese Sen								
	Japanese Elm								
	Japanese Ash								
	Japanese Oak								
	Walnut								
d: 800	Japanese Sen								
	Japanese Elm								
	Japanese Ash								
	Japanese Oak								
	Walnut								
h: 680/710/740 h1: 650/680/710		wb: (inside / outside)		1020		1020/1390			

*The three figures separated by slashes (from left to right) for h and h1 are the heights of LD, D, and H type tables, respectively. *Top board: random-match

w:		1400	1500	1600	1700	1800	1900	2000	2100
d: 850	Japanese Sen								
	Japanese Elm								
	Japanese Ash								
	Japanese Oak								
	Walnut								
d: 900	Japanese Sen								
	Japanese Elm								
	Japanese Ash								
	Japanese Oak								
	Walnut								
d: 950	Japanese Sen								
	Japanese Elm								
	Japanese Ash								
	Japanese Oak								
	Walnut								
h: 680/710/740 h1: 650/680/710		wb: (inside / outside)		1020		1020/1390			

*The three figures separated by slashes (from left to right) for h and h1 are the heights of LD, D, and H type tables, respectively. *Top board: random-match



“I want to design a chair that looks balanced, and gives people a ‘sharp and soft’ image at the same time,” said German furniture designer, Michael Schneider. If you look closely at the chair, you will notice a smooth line that is formed from the beginning of the armrest to the end of the backrest. This is a chair that has a style that suits all kinds of situations, whether it is for home residence or for public facilities. The backrest of the dining chair is available in three colors; the table comes in two types, a regular solid wood type and extension type extendable by 700 mm.



Wood coating

Japanese Sen NF / WNF / MBR / DBR / GY / DGY / BL
 Japanese Elm NF / WNF / MBR / DBR / GY / DGY / BL
 Japanese Ash NF / WNF / MBR / DBR / GY / DGY / BL
 Walnut CW / DBR
 *OFN is available for tables.
 *Japanese Sen is available only for tables.

Fabric and leather

Fabric / leather available for Armchair UB
 F3 Ultrasuede
 F4 Tonica
 L3 MG, EN, KP, BQ

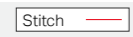
Make-it-lower

Chair, Bench: 10mm 20mm 30mm 40mm
 Table: 10mm 20mm 30mm

Back colors for Armchair AB

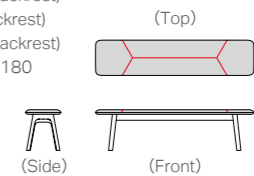


Leather stitching



Leather stitching is applied to the following:

- Bench 215 (without backrest)
- Bench 215 H (without backrest)
- Bench 180 (without backrest)
- Bench 180 H (without backrest)
- Bench 150 (without backrest)
- Bench 150 H (without backrest)

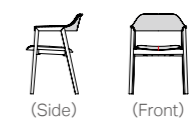


You can make it no-stitching with additional charge. Leather stitching is applied to the following:

- Armchair UB (Upholstered Seat)
- Armchair UB H (Upholstered Seat)
- ArmchairAB (Upholstered Seat)
- ArmchairAB H (Upholstered Seat)



Additional charge



Designer




Michael Schneider
Germany



① Walnut CW BQ-BL/L3 ② Japanese Ash NF BQ-GBE/L3 ③ Japanese Ash GY Blend LGY/F2 Back: TGY ④ Japanese Ash WNF Back: TWT



Backpanel: Beech CW Backpanel: BQ-BR



⑤ Japanese Ash NF BQ-BR/L3



⑥ Walnut CW BQ-BL/L3



		F1	F2	F3	F4	F5/L2	L3	L4
Armchair UB (Upholstered Seat) Armchair UB H (Upholstered Seat) [Image ①] w: 570 d: 545 h: 750 (770) sh: 435 (455) ah: 630 (650) wt: 6.5 Limit in fabric / leather Leather stitching	Japanese Elm							
	Japanese Ash							
	Walnut							

		F1	F2	F3	F4	F5/L2	L3	L4
Armchair UB (Wooden Seat) Armchair UB H (Wooden Seat) [Image ②] w: 570 d: 545 h: 750 (770) sh: 410 (430) ah: 630 (650) wt: 6.5 Limit in fabric / leather	Japanese Elm							
	Japanese Ash							
	Walnut							

Backpanel Option for UB		F1	F2	F3	F4	F5/L2	L3	L4
*Only Ultrasuede, MG, EN, KP, and BQ leather are available.	Ultrasuede							
*Finish in the same color as the frame.	Beech NF/WNF/MBR /CW/DBR/GY/DGY/BL							

		F1	F2	F3	F4/CL1	F5/L2	L3	L4
Armchair AB (Upholstered Seat) Armchair AB H (Upholstered Seat) [Image ③] w: 570 d: 545 h: 745 (765) sh: 435 (455) ah: 625 (645) wt: 6.0 *The backrest made of ABS resin available in three colors Leather stitching	Japanese Elm							
	Japanese Ash							
	Walnut							

		F1	F2	F3	F4/CL1	F5/L2	L3	L4
Armchair AB (Wooden Seat) Armchair AB H (Wooden Seat) [Image ④] w: 570 d: 545 h: 745 (765) sh: 410 (430) ah: 625 (645) wt: 6.0 *The backrest made of ABS resin available in three colors	Japanese Elm							
	Japanese Ash							
	Walnut							

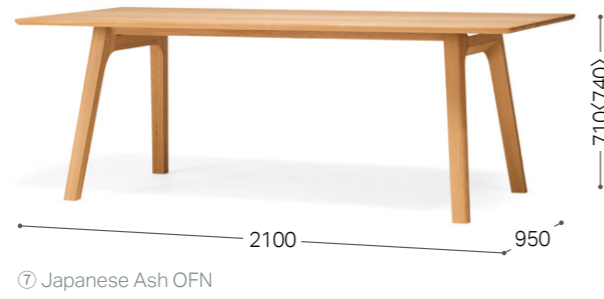
*The figures in the angle brackets express the height of H type.

		F1	F2	F3	F4/CL1	F5/L2	L3	L4
Bench 215 (without backrest) Bench 215 H (without backrest) [Image ⑤ : H] w: 2155 d: 405 h: 450 (470) Leather stitching	Japanese Elm							
	Japanese Ash							
	Walnut							


		F1	F2	F3	F4/CL1	F5/L2	L3	L4
Bench 180 (without backrest) Bench 180 H (without backrest) w: 1805 d: 405 h: 450 (470) Leather stitching	Japanese Elm							
	Japanese Ash							
	Walnut							

		F1	F2	F3	F4/CL1	F5/L2	L3	L4
Bench 150 (without backrest) Bench 150 H (without backrest) [Image ⑥ : H] w: 1505 d: 405 h: 450 (470) Leather stitching	Japanese Elm							
	Japanese Ash							
	Walnut							

*The figures in the angle brackets express the height of H type.



⑦ Japanese Ash OFN



⑧ Walnut OFN

Solid Wood Table / Solid Wood Table H
[Image ⑦]

*Solid wood top

w:		1500	1600	1700	1800	1900	2000	2100
d: 850	Japanese Sen / Japanese Elm							
	Japanese Ash							
	Walnut							
d: 900	Japanese Sen / Japanese Elm							
	Japanese Ash							
	Walnut							
d: 950	Japanese Sen / Japanese Elm							
	Japanese Ash							
	Walnut							
d: 1000	Japanese Sen / Japanese Elm							
	Japanese Ash							
	Walnut							
d: 1100	Japanese Sen / Japanese Elm							
	Japanese Ash							
	Walnut							
d: 1200	Japanese Sen / Japanese Elm							
	Japanese Ash							
	Walnut							

h: 710<740> h1: 680<710> h2: 635<665>

wbl: 1135 | 1235 | 1285 | 1555

*The figures in the angle brackets express the height of H type. *Top board: random-match

Solid Wood Table / Solid Wood Table H
[Image ⑧]

*Solid wood top (with vertical joints for tables longer than 2101 mm)
*See p.11 for more information on vertical joints.

w:		2200	2300	2400	2500	2600	2700
d: 850	Japanese Sen / Japanese Elm						
	Japanese Ash						
	Walnut						
d: 900	Japanese Sen / Japanese Elm						
	Japanese Ash						
	Walnut						
d: 950	Japanese Sen / Japanese Elm						
	Japanese Ash						
	Walnut						
d: 1000	Japanese Sen / Japanese Elm						
	Japanese Ash						
	Walnut						
d: 1100	Japanese Sen / Japanese Elm						
	Japanese Ash						
	Walnut						
d: 1200	Japanese Sen / Japanese Elm						
	Japanese Ash						
	Walnut						

h: 710<740> h1: 680<710> h2: 635<665>

wbl: 1555 | 1835

*The figures in the angle brackets express the height of H type. *Top board: random-match



⑨ Four-piece type for the top board of 2400-2700

Cable Tray for Solid Wood Table
[Image ⑨]

Four-piece type for the top board of 2400-2700	w: 1240 d: 110 h: 110
Three-piece type for the top board of 2100-2300	w: 930 d: 110 h: 110
Two-piece type for the top board of 1500-2000	w: 620 d: 110 h: 110

h2 including the cable tray:
575 (605)

An optional set of hole-processing on the top board and a cable tray and cover (made of solid wood)
*The tray cover is made of the same wood; finished in the same color as the top board.



⑩ Japanese Ash WNF



⑩ Power Strip for High Table



Power Strip for High Table
[Image ⑩]

Each

Solid Wood High Table / Solid Wood High Table H
[Image ⑩]

Solid-wood top (with vertical joints for tables longer than 2101 mm) *Accessory: height adjusters *See p.11 for more information on vertical joints.


w:	1500	1600	1700	1800	1900	2000	2100	2200	2300	2400
d: 700	Japanese Sen Japanese Elm									
	Japanese Ash									
	Walnut									
d: 800	Japanese Sen Japanese Elm									
	Japanese Ash									
	Walnut									
d: 900	Japanese Sen Japanese Elm									
	Japanese Ash									
	Walnut									
h: 1000 (1100) h1: 970 (1070) h2: 900 (1000)										
wbl:	1135	1235	1285	1555	1835					

w:	2500	2600	2700
d: 700	Japanese Sen Japanese Elm		
	Japanese Ash		
	Walnut		
d: 800	Japanese Sen Japanese Elm		
	Japanese Ash		
	Walnut		
d: 900	Japanese Sen Japanese Elm		
	Japanese Ash		
	Walnut		
h: 1000 (1100) h1: 970 (1070) h2: 900 (1000)			
wbl:			1835

*The figures in the angle brackets express the height of H type. *Top board: random-match




The top board is extendable.



⑫ Walnut OFN

Extension Solid Wood Table 210 × 95
Extension Solid Wood Table 210 × 95 H
[Image ⑫]

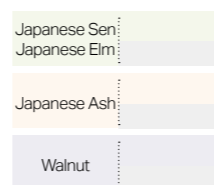
w: 2100 (2800) d: 950 h: 710 (740)
h2: 635 (665) h3: 620 (650) wbl: 1440



*Solid wood top *Accessory: height adjusters

Extension Solid Wood Table 180 × 95
Extension Solid Wood Table 180 × 95 H


w: 1800 (2500) d: 950 h: 710 (740)
h2: 635 (665) h3: 620 (650) wbl: 1140



*Solid wood top *Accessory: height adjusters

Extension Solid Wood Table 160 × 95
Extension Solid Wood Table 160 × 95 H

w: 1600 (2250) d: 950 h: 710 (740)
h2: 635 (665) h3: 620 (650) wbl: 1140



*Solid wood top *Accessory: height adjusters

*The figures in the parentheses express sizes at the time of extension; ones in the angle brackets express the height of H type. *h3: floor-to-folding-tabletop height. *Please note that the floor-to-folding-tabletop height is its lowest position when the folding tabletop is stored. *Top boards: random-match *The table top planks are joined together in the vertical direction to the longitudinal direction of the table.



Light and no waste are the main features of Ten—a new and innovative collection by CondeHouse in cooperation with Berlin-based designer, Michael Schneider. Ten, the Japanese word for the heavenly sky, describes the concept of the light, almost airy design seen in the Ten living room collection.



Wood coating

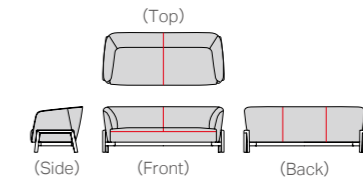
Japanese Ash NF/WNF/MBR/DBR/GY/DGY/BL
Walnut CW/DBR
*OFN is available for tables.

Leather stitching

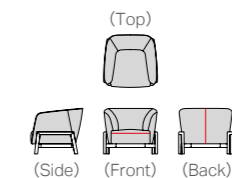


Leather stitching is applied to the following:

- Sofa 200
- Sofa 160
- [The drawing for Sofa 200]




- Armchair



Designer

Michael Schneider
Germany



① Japanese Ash NF Magnolia GY/F4



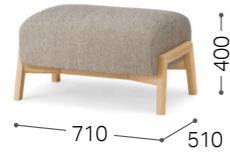
② Japanese Ash GY Maple DBG/F3



⑤ Walnut OFN Leg: S-GY



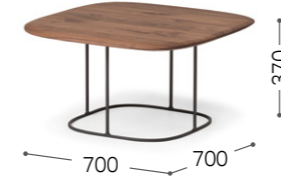
⑥ Japanese Ash OFN Leg: S-GY



③ Japanese Ash NF Magnolia GY/F4



④ Maple DBG/F3



⑦ Walnut OFN Leg: S-GY



⑧ Japanese Ash GY Leg: S-GY



		F1	F2	F3	F4/CL1	F5/L2	L3	L4
Sofa 200 [Image ①]	w: 1980 d: 855 h: 750 sh: 400 ah: 675	Japanese Ash						
Leather stitching		Walnut						
Sofa 160	w: 1580 d: 855 h: 750 sh: 400 ah: 675	Japanese Ash						
Leather stitching		Walnut						
Armchair [Image ②]	w: 880 d: 855 h: 750 sh: 400 ah: 675	Japanese Ash						
Leather stitching		Walnut						
Ottoman [Image ③]	w: 710 d: 510 h: 400	Japanese Ash						
		Walnut						
Cushion [Image ④]	480 × 200							

Table 111 × 79 [Image ⑤]	w: 1110 d: 790 h: 300	Japanese Ash
		Walnut
	*Solid wood top Three colors available for the leg	
Table 100 × 100 [Image ⑥]	w: 1000 d: 1000 h: 300	Japanese Ash
		Walnut
	*Solid wood top Three colors available for the leg	
Table 70 × 70 [Image ⑦]	w: 700 d: 700 h: 370	Japanese Ash
		Walnut
	*Solid wood top Three colors available for the leg	
Table 60 × 40 [Image ⑧]	w: 600 d: 400 h: 440	Japanese Ash
		Walnut
	*Solid wood top Three colors available for the leg	
	*Top board: random-match	



Ten cabinet collection is here to further enhance your lifestyle, as a cabinet to store your personal belongings, as a place for your television, etc. This is unique furniture that combines European modern design and Japanese craftsmanship.

Wood coating

Japanese Ash NF/WNF/MBR/DBR/GY/DGY/BL
Walnut CW/DBR

Designer

Michael Schneider
Germany

Color codes for MDF surfaces:

Japanese Ash NFPWT/NFPDG/NFPBL/NFREM/WNFPWT/WNFPDG/WNFPBL/WNFREM
/MBRPWT/MBRPDG/MBRPBL/MBRREM/DBRPWT/DBRPDG/DBRPBL/DBRREM
/GYPWT/GYPDG/GYPBL/GYREM/DGYPWT/DGYPDG/DGYPBL/DGYREM
/BLPWT/BLPDG/BLPBL/BLREM

Walnut CWPWT/CWPDG/CWPBL/CWREM/DBRPWT/DBRPDG/DBRPBL/DBRREM

*Wood and finish are indicated as follows: Main unit wood + main unit finish + top surface finish



① Walnut CWPBL



② Japanese Ash NF



TV Lowboard TV-200 <small>[Image ①]</small>	w: 2000 d: 450 h: 450 *The top surface is either solid wood or colorcoated MDF. *The backside is also veneered. *Accessory: height adjusters only in the front legs; t8 glass shelf (w: 629 × 1) *The center part of the back panel is removable. *Left and right: drawer; middle: flap door made of acrylic	Japanese Ash
		Walnut

TV Lowboard TV-180 <small>[Image ②]</small>	w: 1800 d: 450 h: 450 *The top surface is either solid wood or colorcoated MDF. *The backside is also veneered. *Accessory: height adjusters only in the front legs; t8 glass shelf (w: 562 × 1) *The center part of the back panel is removable. *Left and right: drawer; middle: flap door made of acrylic	Japanese Ash
		Walnut

TV Lowboard TV-160	w: 1600 d: 450 h: 450 *The top surface is either solid wood or colorcoated MDF. *The backside is also veneered. *Accessory: height adjusters only in the front legs; t8 glass shelf (w: 496 × 1) *The center part of the back panel is removable. *Left and right: drawer; middle: flap door made of acrylic	Japanese Ash
		Walnut



③ Japanese Ash DGY



④ Japanese Ash NFPWT



Side board LED lighting-up

Side Board DD-240	w: 2400 d: 450 h: 720 *The top surface is either solid wood or colorcoated MDF. *The backside is also veneered. *Accessory: height adjusters only in the front side; shelf boards (w: 571 × 4) *The main unit is a knock-down type.	Japanese Ash
		Walnut

Side Board DD-180 <small>[Image ③]</small>	w: 1800 d: 450 h: 720 *The top surface is either solid wood or colorcoated MDF. *The backside is also veneered. *Accessory: height adjusters only in the frontside; shelf boards (w: 571 × 2 w: 581 × 1)	Japanese Ash
		Walnut

Side Board DD-120	w: 1200 d: 450 h: 720 *The top surface is either solid wood or colorcoated MDF. *The backside is also veneered. *Accessory: height adjusters only in the front side; shelf boards (w: 571 × 2)	Japanese Ash
		Walnut

Side Board GDD-240 <small>[Image ④]</small>	w: 2400 d: 450 h: 720 *The top surface is either solid wood or colorcoated MDF. *The backside is also veneered. *Accessory: height adjusters only in the front side; shelf boards (w: 571 × 2); t8 glass shelves (w: 569 × 2); downlight (LED × 2) *The main unit is a knock-down type. *The center doors are made of acrylic.	Japanese Ash
		Walnut

Side Board GDD-180	w: 1800 d: 450 h: 720 *The top surface is either solid wood or colorcoated MDF. *The backside is also veneered. *Accessory: height adjusters only in the front side; shelf boards (w: 571 × 2); t8 glass shelves (w: 579 × 1); downlight (LED × 1) *The center door is made of acrylic.	Japanese Ash
		Walnut



⑤ Walnut CWPDG



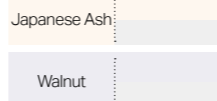
⑥ Walnut CWPDG



High board BAR LED lighting-up

High Board DD-100
[Image ⑤]

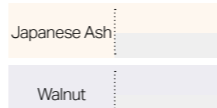
w: 1000 d: 450 h: 1350



*The top surface is either solid wood or colorcoated MDF. *The backside is also veneered.
*Accessory: height adjusters only in the front side; shelf boards (w: 961 × 1 w: 471 × 2)

High Board DD-100 BAR
[Image ⑥]

w: 1000 d: 450 h: 1350



*The top surface is either solid wood or colorcoated MDF. *The backside is also veneered.
*Accessory: height adjusters only in the front side; shelf boards (w: 471 × 2) ; LED lights inside the cabinet; slide table



Nupri means “Mountains” in the Ainu language. The structure and material of the dining chair is designed to support the body comfortably. The wooden frame made of Japanese oak has an integrated form from the backrest to the armrest and legs, as if it is a part of the body.



Wood coating

Japanese Oak NF/WNF/MBR/DBR/GY/DGY/BL

Make-it-lower

Chair: 10mm | 20mm | 30mm | 40mm

Designer



Toshiyuki Kita
Japan

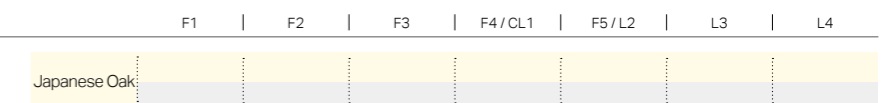


Japanese Oak DGY Tonica LGY/F4



Armchair H
[Image: H]

w: 590 d: 540
h: 705 <725>
sh: 440 <460>
ah: 645 <665> wt: 6.0



*The figures in the angle brackets express the height of H type.



The Nupri living collection is designed to provide a comfortable living space in the contemporary high-tech lifestyle. The side tables of the reclining chair are useful for placing smartphones and other personal belongings. The Nupri easy chair's cushion portion and wooden frame make it suitable for providing your body with a comfortable place to sit. The surface of the side table is carved to rise at the edge to prevent things from falling off. All items are available in Japanese oak.



Wood coating

Japanese Oak NF/WNF/MBR/DBR/GY/DGY/BL

Make-it-lower

Chair, Stool: 10mm 20mm 30mm 40mm

Fabric and leather

Fabric / leather available for Reclining Chair
 F3 Ultrasuede
 F4 Tonica
 L3 MG, KP, BQ

Designer


Toshiyuki Kita
 Japan



② Japanese Oak BL Tonica LGY/F4



④ Japanese Oak DGY



① Japanese Oak WNF Ultrasuede LGY/F3 (Headrest and arm: Ultrasuede DGY/F3)



③ Japanese Oak WNF Ultrasuede LGY/F3

		F1	F2	F3	F4	F5/L2	L3	L4
Reclining Chair [Image ①]	w: 1050 d: 785-1100 h: 1080 sh: 400 ah: 560 h4: 370	Japanese Oak						
Option of selecting two different leathers for the Reclining Chair	*You can select two different leathers for the headrest and arms. Only BQ, MG and KP leathers are available.						MG/KP/BQ	
Lounge Chair [Image ②]	w: 700 d: 695 h: 765 sh: 430 ah: 595	Japanese Oak						
Stool [Image ③]	w: 745 d: 400 h: 400	Japanese Oak						
Side Table 65 × 39 [Image ④]	w: 645 d: 385 h: 450 *Solid wood top *Accessory: height adjusters *h4: floor-to-side-tabletop height	Japanese Oak						

BARRINGER

20

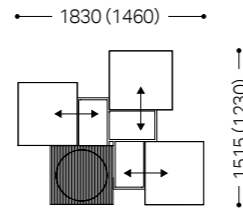


Barringer is a coffee table designed by a Turkish interior designer, Atilla Kuzu, named after the meteor crater in Arizona. It contains three inner compartments with sliding doors. Since its launch in 2002, it has been one of the most popular items especially in the European market. Why not enjoy a fresh brewed morning coffee on this amazing masterpiece?

Wood coating


Japanese Oak NF/WNF/MBR/DBR/GY/DGY/BL
Walnut CW/DBR

Size when it opens

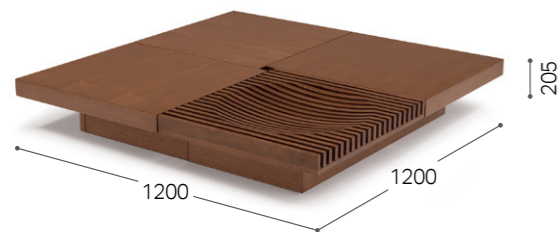


*The figures in the parentheses are sizes of Slide Table CR 100 x 100; 100 x 100 H


Designer



Atilla Kuzu
Turkey



① Walnut CW



② Japanese Oak NF

Slide table CR 120 x 120 <small>[Image ①]</small>	w: 1200 d: 1200 h: 205	Japanese Oak Walnut
	*Accessory: height adjusters	
Slide table CR 120 x 120 H <small>[Image ②]</small>	w: 1200 d: 1200 h: 300	Japanese Oak Walnut
	*Accessory: height adjusters	
Slide table CR 100 x 100	w: 1000 d: 1000 h: 205	Japanese Oak Walnut
	*Accessory: height adjusters	
Slide table CR 100 x 100 H	w: 1000 d: 1000 h: 300	Japanese Oak Walnut
	*Accessory: height adjusters	

*Top board: slip-match for oak; book-match for walnut.

HAKAMA | Hakama Dining



The table (especially the leg part when seen from the longitude direction of the table) looks like a samurai standing in full dress. Strong and innocent—the concept the designers put in this collection. The grooves of the leg part, expressing the folds of samurai attire, become deeper as they go down so that it looks more expanding and stable. The table is available in square or round shape, and the bench shows up more especially when more than one are lined up at a big hall.

Wood coating

Japanese Sen NF/WNF/MBR/DBR/GY/DGY/BL/OFN
Japanese Elm NF/WNF/MBR/DBR/GY/DGY/BL/OFN
Japanese Oak NF/WNF/MBR/DBR/GY/DGY/BL/OFN
Walnut CW/DBR/OFN

Make-it-lower

Bench: 10mm | 20mm | 30mm | 40mm
Table: 10mm | 20mm | 30mm

Dovetail

Please contact for more details.



Dovetail

Designer



Maly Hoffmann Kahleys
Germany




① Walnut OFN



② Japanese Oak OFN



③ Walnut OFN



④ Walnut OFN

		without dovetail	with dovetail
Solid Wood Table 240 × 100 Solid Wood Table 240 × 100 H [Image ①]	w: 2400 d: 1000 h: 710 (740) h2: 670 (700)	Japanese Sen Japanese Elm Japanese Oak Walnut	Japanese Sen Japanese Elm Japanese Oak Walnut
	Solid-wood top (with vertical joints, except for walnut) *Accessory: height adjusters *Five dovetails if ordered *See p.11 for more information on vertical joints.		
Solid Wood Table 210 × 95 Solid Wood Table 210 × 95 H	w: 2100 d: 950 h: 710 (740) h2: 670 (700)	Japanese Sen Japanese Elm Japanese Oak Walnut	Japanese Sen Japanese Elm Japanese Oak Walnut
	*Solid wood top *Accessory: height adjusters *Four dovetails if ordered		
Solid Wood Table 180 × 90 Solid Wood Table 180 × 90 H [Image ②]	w: 1800 d: 900 h: 710 (740) h2: 670 (700)	Japanese Sen Japanese Elm Japanese Oak Walnut	Japanese Sen Japanese Elm Japanese Oak Walnut
	*Solid wood top *Accessory: height adjusters *Four dovetails if ordered		
Solid Wood Table 160 × 90 Solid Wood Table 160 × 90 H	w: 1600 d: 900 h: 710 (740) h2: 670 (700)	Japanese Sen Japanese Elm Japanese Oak Walnut	Japanese Sen Japanese Elm Japanese Oak Walnut
	*Solid wood top *Accessory: height adjusters *Three dovetails if ordered		

*The figures in the angle brackets express the height of H type. *Top board: random-match

		without dovetail	with dovetail
Round Table 140 Round Table 140 H [Image ③]	dia: 1400 h: 710 (740) h2: 670 (700)	Japanese Sen Japanese Elm Japanese Oak Walnut	Japanese Sen Japanese Elm Japanese Oak Walnut
	*Solid wood top *Accessory: height adjusters *Three dovetails if ordered		
Round Table 120 Round Table 120 H	dia: 1200 h: 710 (740) h2: 670 (700)	Japanese Sen Japanese Elm Japanese Oak Walnut	Japanese Sen Japanese Elm Japanese Oak Walnut
	*Solid wood top *Accessory: height adjusters *Three dovetails if ordered		
Bench 240 Bench 240 H	w: 2400 d: 450 h: 420 (450)	Japanese Sen Japanese Elm Japanese Oak Walnut	Japanese Sen Japanese Elm Japanese Oak Walnut
	*Solid wood seat (with vertical joints, except for walnut) *Five dovetails if ordered *See p.11 for more information on vertical joints.		
Bench 210 Bench 210 H	w: 2100 d: 450 h: 420 (450)	Japanese Sen Japanese Elm Japanese Oak Walnut	Japanese Sen Japanese Elm Japanese Oak Walnut
	*Solid wood seat *Four dovetails if ordered		
Bench 180 Bench 180 H [Image ④]	w: 1800 d: 450 h: 420 (450)	Japanese Sen Japanese Elm Japanese Oak Walnut	Japanese Sen Japanese Elm Japanese Oak Walnut
	*Solid wood seat *Four dovetails if ordered		
Bench 160 Bench 160 H	w: 1600 d: 450 h: 420 (450)	Japanese Sen Japanese Elm Japanese Oak Walnut	Japanese Sen Japanese Elm Japanese Oak Walnut
	*Solid wood seat *Three dovetails if ordered		

*The figures in the angle brackets express the height of H type. *Top board: random-match

FOLD



A cabinet inspired by the concept of light and shadow. Each box is carefully crafted and mounted to each other. Designed by a Japanese designer group, nendo, Fold is made of oak and is recommended to be used as a partition in a spacious area.

Wood coating

Japanese Oak NF/WNF/MBR/DBR/GY/DGY/BL


Designer



nendo Oki Sato
Japan



① Japanese Oak NF



② Japanese Oak NF

Shelf 5-3	w: 1415 d: 490 h: 1855 *Accessory: height adjusters *The figures in the product names represent the number of rows and columns.	Japanese Oak
Shelf 5-2 [Image ①]	w: 950 d: 490 h: 1855 *Accessory: height adjusters *The figures in the product names represent the number of rows and columns.	Japanese Oak
Shelf 3-3 [Image ②]	w: 1415 d: 490 h: 1125 *Accessory: height adjusters *The figures in the product names represent the number of rows and columns.	Japanese Oak
Shelf 3-2	w: 950 d: 490 h: 1125 *Accessory: height adjusters *The figures in the product names represent the number of rows and columns.	Japanese Oak

FOUR



FOUR



Wood coating

Japanese Ash WNF/MBR/BL

*The legs of the desk are made of Japanese Birch (BL color)

Frame colors



S-BL

C-SL

About FOUR

FOUR is a series developed jointly by Actus Corporation and CondeHouse.



Designer




Jin Kuramoto
Japan

Fabric and leather

Fabric / leather available for chairs

*These fabrics are available only for FOUR chairs.

Fabric




Chalet FOG

Chalet CHA

Chalet CHO

Leather



BQ-BR

BQ-BL

Wheels and glides



S-BL (wheel)

C-SL (wheel)

S-BL (glide)

C-SL (glide)



① Japanese Ash WNF BQ-BR/L3
Frame: C-SL



② Japanese Ash MBR BQ-BL/L3
Frame: S-BL

Chair

[Image ①]

w: 790 d: 790 h: 780 (870)
sh: 435 (525) ah: 655 (745) wt: 11.5

*Accessory: wheels; lifting and rocking mechanism | Limit in fabric / leather |

Chair GL

[Image ②]

w: 735 d: 735 h: 740 (830)
sh: 395 (485) ah: 615 (705) wt: 11.0

*Accessory: glides; lifting and rocking mechanism | Limit in fabric / leather |

*The figures in the parentheses are the maximum height.

● Chair

The life style of many people has changed faster since the COVID, and more and more people came to work at home. Accordingly, the required function of home chairs becomes wider. FOUR, this beautiful chair acts as an office chair, dining chair, relaxing place, and toy to play with kids.

● Desk

A space for work becomes required at home, an environment where food, clothing, and shelter were the mainstay. Accordingly, some issues to solve came up such as "functional requirements for size and storage capacity," "discomfort in coexisting with a relaxing space," and "noise generated by the presence of work in the home." The goal was to create a desk that would be functional for organizing documents and gadgets, yet harmonize with the other furniture in the living room and dining room, and look beautiful with the FOUR chair. The design feature is the fusion of the floating top panel, the straight lines of the back panel, and the organic curves of the legs. The FOUR desk, with its warm, natural materials, is a piece of furniture you will want to spend a lot of time with.




③ Japanese Ash WNF



④ Japanese Ash BL



⑤ Japanese Ash MBR



Desk 160

Desk 160 H

[Image ③]

w: 1600 d: 565 h: 720 <740> h1: 700 <720>
h2: 635 <655> wbl: 985

*Solid wood top *Accessory: height adjusters; wiring hole *Legs made of Japanese Birch (BL color)

Japanese Ash

Desk 140

Desk 140 H

[Image ④]

w: 1400 d: 565 h: 720 <740> h1: 700 <720>
h2: 635 <655> wbl: 985

*Solid wood top *Accessory: height adjusters; wiring hole *Legs made of Japanese Birch (BL color)

Japanese Ash

Desk 120

Desk 120 H

[Image ⑤]

w: 1200 d: 565 h: 720 <740> h1: 700 <720>
h2: 635 <655> wbl: 985

*Solid wood top *Accessory: height adjusters; wiring hole *Legs made of Japanese Birch (BL color)

Japanese Ash

*The figures in the angle brackets express the height of H type. *Top board: random-match



① Japanese Ash NF Tonica LGY/F4



② Tonica LGY/F4



③ Power Strip for Easy Chair



⑤ Power Strip for Side Table



④ Japanese Ash NF



It's based on the design winning a prize in the International Furniture Design Competition in Asahikawa (IFDA) in 2021. What was highly evaluated as a future potential design is its concept: a personal comfortable place realized by the high surrounding backrest and wide seat. People can sit in a comfortable position without a concern for others. This chair makes it possible to make a personal space even in an office or café. A side table is added in the collection.

Wood coating

Japanese Ash NF/WNF/MBR/DBR/GY/DGY/BL

Fabric and leather

Fabric / leather unavailable for Chair

- F3 Sultan, Maple
- F5 Camila, Rivie
- L2 RK
- L4 GR

Make-it-lower

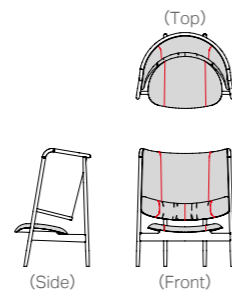
Easy Chair: 10mm 20mm 30mm 40mm

Leather stitching



Leather stitching is applied to the following:

- Easy Chair



Designer



Shuhei Shimozato
Japan

			F1	F2	F3	F4/CL1	F5	L3	L4
Easy Chair [Image ①]	w: 1000 d: 775 h: 1210 sh: 410	Japanese Ash							
			Limit in fabric / leather Leather stitching						
Headrest [Image ②]	w: 430 h: 235 Weighted belt length: 455	Japanese Ash							
			*The headrest is movable.						
(as an example) Easy Chair with Headrest		Japanese Ash							
Power Strip for Easy Chair [Image ③]									
Round Side Table 51 [Image ④]	dia: 510 h: 580 storage area h: 100	Japanese Ash							
Power Strip for Side Table [Image ⑤]									

*Top board: random-match



Designed by a Danish designer, Michael C. Poulsen, BCTD was named after the concept of “Be Seated.” The barstool made of Japanese ash combines unique Danish design with wood processing techniques based on the Japanese craftsmanship. The saddle-like seat allows for comfort in any seating position.

Wood coating

Japanese Ash NF/WNF/MBR/DBR/GY/DGY/BL

Make-it-lower


High Stool: up to 150 mm in 10 mm increments

Designer



Michael Poulsen
Denmark

Footstep Colors



M-GY S-GY S-BL



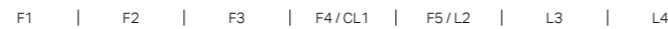
Japanese Ash NF RK-BL/L2 Footstep: S-GY



High Stool

w: 450 d: 435 h: 805 sh: 790 wt: 4.5

Japanese Ash



| Three colors for available for the footstep |



A series of modular furniture especially dedicated to making bed room interiors, well-combined with A+ series, our modular combination cabinets. This high-quality series, together with our original mattress, aims to provide a perfect relaxation space and a good night sleep after a long day of work. Available in Japanese Oak, Japanese Ash, and Walnut.

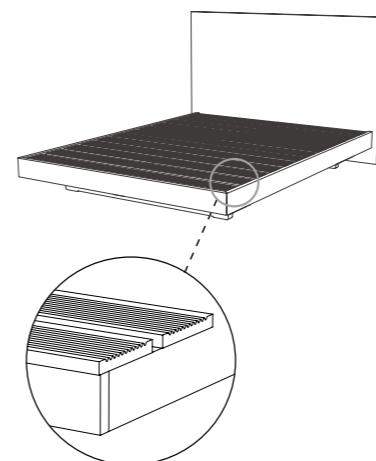
Wood coating

Japanese Ash NF/WNF/MBR/DBR/GY/DGY/BL
Japanese Oak NF/WNF/MBR/DBR/GY/DGY/BL
Walnut CW/DBR

Depth of the bed

Two size available for the bed frame and mattress

Floor Boards



■ Floor Boards

*Floor boards are made of paulownia with corrugated surface.

*Splittable



① Walnut CW



② Japanese Oak NF

Bed Q M	w: 1640 d: 2060/2010 h: 915 Clearance from the floor: 103	<input type="checkbox"/> Japanese Ash <input type="checkbox"/> Japanese Oak <input type="checkbox"/> Walnut
	*The height of the head board can change by an increment of 15 mm from 795 to 915 mm at no additional charge. *A set of a headboard, bed frame, and floor boards *A mattress is not included.	
Bed Q H <small>[Image ①]</small>	w: 1640 d: 2060/2010 h: 1065 Clearance from the floor: 103	<input type="checkbox"/> Japanese Ash <input type="checkbox"/> Japanese Oak <input type="checkbox"/> Walnut
	*The height of the head board can change by an increment of 15 mm from 945 to 1065 mm at no additional charge. *A set of a headboard, bed frame, and floor boards *A mattress is not included.	
Bed Q with a drawer on one side L (R) M	w: 2100 d: 2060/2010 h: 915 Clearance from the floor: 103	<input type="checkbox"/> Japanese Ash <input type="checkbox"/> Japanese Oak <input type="checkbox"/> Walnut
	*The height of the head board can change by an increment of 15 mm from 795 to 915 mm at no additional charge. *A set of a headboard, bed frame, and floor boards *A mattress is not included.	
Bed Q with a drawer on one side L (R) H	w: 2100 d: 2060/2010 h: 1065 Clearance from the floor: 103	<input type="checkbox"/> Japanese Ash <input type="checkbox"/> Japanese Oak <input type="checkbox"/> Walnut
	*The height of the head board can change by an increment of 15 mm from 945 to 1065 mm at no additional charge. *A set of a headboard, bed frame, and floor boards *A mattress is not included.	
Bed Q with drawers on both sides M	w: 2560 d: 2060/2010 h: 915 Clearance from the floor: 103	<input type="checkbox"/> Japanese Ash <input type="checkbox"/> Japanese Oak <input type="checkbox"/> Walnut
	*The height of the head board can change by an increment of 15 mm from 795 to 915 mm at no additional charge. *A set of a headboard, bed frame, and floor boards *A mattress is not included.	
Bed Q with drawers on both sides H	w: 2560 d: 2060/2010 h: 1065 Clearance from the floor: 103	<input type="checkbox"/> Japanese Ash <input type="checkbox"/> Japanese Oak <input type="checkbox"/> Walnut
	*The height of the head board can change by an increment of 15 mm from 945 to 1065 mm at no additional charge. *A set of a headboard, bed frame, and floor boards *A mattress is not included.	

*Headboard: random-match

Bed D M	w: 1440 d: 2060/2010 h: 915 Clearance from the floor: 103	<input type="checkbox"/> Japanese Ash <input type="checkbox"/> Japanese Oak <input type="checkbox"/> Walnut
	*The height of the head board can change by an increment of 15 mm from 795 to 915 mm at no additional charge. *A set of a headboard, bed frame, and floor boards *A mattress is not included.	
Bed D H	w: 1440 d: 2060/2010 h: 1065 Clearance from the floor: 103	<input type="checkbox"/> Japanese Ash <input type="checkbox"/> Japanese Oak <input type="checkbox"/> Walnut
	*The height of the head board can change by an increment of 15 mm from 945 to 1065 mm at no additional charge. *A set of a headboard, bed frame, and floor boards *A mattress is not included.	
Bed D with a drawer on one side L (R) M	w: 1900 d: 2060/2010 h: 915 Clearance from the floor: 103	<input type="checkbox"/> Japanese Ash <input type="checkbox"/> Japanese Oak <input type="checkbox"/> Walnut
	*The height of the head board can change by an increment of 15 mm from 795 to 915 mm at no additional charge. *A set of a headboard, bed frame, and floor boards *A mattress is not included.	
Bed D with a drawer on one side L (R) H	w: 1900 d: 2060/2010 h: 1065 Clearance from the floor: 103	<input type="checkbox"/> Japanese Ash <input type="checkbox"/> Japanese Oak <input type="checkbox"/> Walnut
	*The height of the head board can change by an increment of 15 mm from 945 to 1065 mm at no additional charge. *A set of a headboard, bed frame, and floor boards *A mattress is not included.	
Bed D with drawers on both sides M <small>[Image ②]</small>	w: 2360 d: 2060/2010 h: 915 Clearance from the floor: 103	<input type="checkbox"/> Japanese Ash <input type="checkbox"/> Japanese Oak <input type="checkbox"/> Walnut
	*The height of the head board can change by an increment of 15 mm from 795 to 915 mm at no additional charge. *A set of a headboard, bed frame, and floor boards *A mattress is not included.	
Bed D with drawers on both sides H	w: 2360 d: 2060/2010 h: 1065 Clearance from the floor: 103	<input type="checkbox"/> Japanese Ash <input type="checkbox"/> Japanese Oak <input type="checkbox"/> Walnut
	*The height of the head board can change by an increment of 15 mm from 945 to 1065 mm at no additional charge. *A set of a headboard, bed frame, and floor boards *A mattress is not included.	

*Headboard: random-match



Bed SD M	w: 1240 d: 2060/2010 h: 915 Clearance from the floor: 120	Japanese Ash
		Japanese Oak
		Walnut
*The height of the head board can change by an increment of 15 mm from 795 to 915 mm at no additional charge. *A set of a headboard, bed frame, and floor boards *A mattress is not included.		
Bed SD H	w: 1240 d: 2060/2010 h: 1065 Clearance from the floor: 120	Japanese Ash
		Japanese Oak
		Walnut
*The height of the head board can change by an increment of 15 mm from 945 to 1065 mm at no additional charge. *A set of a headboard, bed frame, and floor boards *A mattress is not included.		
Bed SD with a drawer on one side L (R) M	w: 1700 d: 2060/2010 h: 915 Clearance from the floor: 120	Japanese Ash
		Japanese Oak
		Walnut
*The height of the head board can change by an increment of 15 mm from 795 to 915 mm at no additional charge. *A set of a headboard, bed frame, and floor boards *A mattress is not included.		
Bed SD with a drawer on one side L (R) H	w: 1700 d: 2060/2010 h: 1065 Clearance from the floor: 120	Japanese Ash
		Japanese Oak
		Walnut
*The height of the head board can change by an increment of 15 mm from 945 to 1065 mm at no additional charge. *A set of a headboard, bed frame, and floor boards *A mattress is not included.		
Bed S M	w: 1040 d: 2060/2010 h: 915 Clearance from the floor: 120	Japanese Ash
		Japanese Oak
		Walnut
*The height of the head board can change by an increment of 15 mm from 795 to 915 mm at no additional charge. *A set of a headboard, bed frame, and floor boards *A mattress is not included.		
Bed S H	w: 1040 d: 2060/2010 h: 1065 Clearance from the floor: 120	Japanese Ash
		Japanese Oak
		Walnut
*The height of the head board can change by an increment of 15 mm from 945 to 1065 mm at no additional charge. *A set of a headboard, bed frame, and floor boards *A mattress is not included.		
Bed S with a drawer on one side L (R) M	w: 1500 d: 2060/2010 h: 915 Clearance from the floor: 120	Japanese Ash
		Japanese Oak
		Walnut
*The height of the head board can change by an increment of 15 mm from 795 to 915 mm at no additional charge. *A set of a headboard, bed frame, and floor boards *A mattress is not included.		
Bed S with a drawer on one side L (R) H	w: 1500 d: 2060/2010 h: 1065 Clearance from the floor: 120	Japanese Ash
		Japanese Oak
		Walnut
*The height of the head board can change by an increment of 15 mm from 945 to 1065 mm at no additional charge. *A set of a headboard, bed frame, and floor boards *A mattress is not included.		

*Headboard: random-match



③ Japanese Oak NF



④ Walnut CW



Hanger Drawer



⑤ CH Bed Pad

⑥ CH Mattress

● Bed Pad

CondeHouse own designed bed pad with luxury softness realized by more than 2 kg of wool.

● Mattress

CondeHouse own designed mattress with a super comfortability: high supportability by three rows of pocket spring coils aligned on both edges; 260 mm thickness; two types (hard and soft) available.

Night Stand 45 × 40 <small>[Image ③]</small>	w: 450 d: 400 h: 500	Japanese Ash
		Japanese Oak
		Walnut
*The backside is also veneered. *Accessory: height adjusters only in the front side		
Hanger Drawer 45 × 31 <small>[Image ④]</small>	w: 450 d: 310 h: 140	Japanese Ash
		Japanese Oak
		Walnut
*Please contact for more details.		

CH Bed Pad <small>[Image ⑤ : D]</small>	S : w: 1000 d: 2000/1950 h: 30	S	SD	D	Q-2
	SD : w: 1200 d: 2000/1950 h: 30				
	D : w: 1400 d: 2000/1950 h: 30				
	Q-2 : w: 1600 d: 2000/1950 h: 30				
*Length: 2000 or 1950					

CH Mattress Soft (Hard) <small>[Image ⑥ : D]</small>	S : w: 1000 d: 2000/1950 h: 260	S	SD	D	Q-2
	SD : w: 1200 d: 2000/1950 h: 260				
	D : w: 1400 d: 2000/1950 h: 260				
	Q-2 : w: 800 d: 2000/1950 h: 260 × 2				
*Length: 2000 or 1950 *Q-2 is splittable. *The size on the left is for one piece.					



Launched in 1980, Bols sofa immediately became a big hit in the Japanese market. The sofa itself comes with wide arms that can be used as a side table, and with an extra seat cushion that sticks out for back support.

Wood coating

Japanese Oak NF/WNF/MBR/DBR/GY/DGY/BL

Designer

Minoru Nagahara
(1935-2015)
Japan

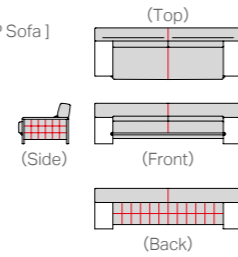
Leather stitching



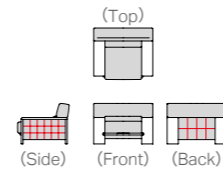
Leather stitching is applied to the following:

- 3P Sofa
- 2P Sofa

[The drawing for 3P Sofa]



- Armchair



① Japanese Oak MBR RK-BR/L2



② Japanese Oak MBR RK-BR/L2



③ Japanese Oak MBR RK-BR/L2

		F1	F2	F3	F4/CL1	F5/L2	L3	L4
3P Sofa [Image ①]	w: 2390 d: 840 h: 660 sh: 370 ah: 430	Japanese Oak						
		*Solid wood armrest Leather stitching						
2P Sofa	w: 1790 d: 840 h: 660 sh: 370 ah: 430	Japanese Oak						
		*Solid wood armrest Leather stitching						
Armchair [Image ②]	w: 965 d: 840 h: 660 sh: 370 ah: 430	Japanese Oak						
		*Solid wood armrest Leather stitching						
Stool [Image ③]	w: 800 d: 600 h: 370	Japanese Oak						

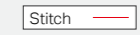


The dining set from Bols collection consists of a chair and table. The dining chair contains a wider back than other dining collections, providing a relaxed feeling even while dining.

Wood coating

Japanese Oak NF/WNF/MBR/DBR/GY/DGY/BL

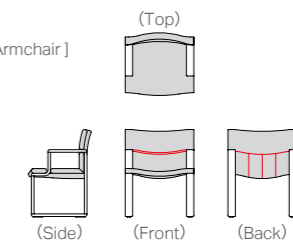
Leather stitching



Leather stitching is applied to the following:

- Armchair
- Side Chair

[The drawing for Armchair]



Designer

Minoru Nagahara
(1935-2015)
Japan



① Japanese Oak MBR RK-BR/L2



② Japanese Oak MBR RK-BR/L2

		F1	F2	F3	F4/CL1	F5/L2	L3	L4
Armchair [Image ①]	w: 580 d: 530 h: 740 sh: 390 ah: 570 wt: 9.0	Japanese Oak						
		Leather stitching						
Side Chair [Image ②]	w: 580 d: 530 h: 740 sh: 390 wt: 8.5	Japanese Oak						
		Leather stitching						



Mom collection extension tables extend 500 mm, made to be simple and beautiful to fit all kinds of scenarios. It's available in Japanese elm, Japanese ash, Japanese cherry, Japanese oak, and walnut, in all CondeHouse original colors.

Wood coating

Japanese Elm NF/WNF/MBR/DBR/GY/DGY/BL
 Japanese Ash NF/WNF/MBR/DBR/GY/DGY/BL
 Japanese Cherry NF/WNF/MBR/DBR/GY/DGY/BL
 Japanese Oak NF/WNF/MBR/DBR/GY/DGY/BL
 Walnut CW/DBR

Make-it-lower

Table: 10mm 20mm 30mm



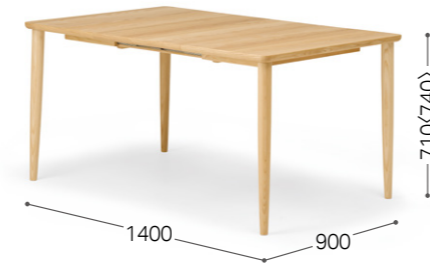
① Japanese Oak WNF



② Japanese Ash GY



The top board is extendable.



③ Japanese Ash NF



The top board is extendable.



④ Japanese Ash NF

Round Extension Table 120
 Round Extension Table 120 H
 [Image ①]

dia: 1200 (w: 1700 d: 1200)
 h: 710 (740) h1: 680 (710)
 h2: 620 (650) wbl: 720 (1220)

Japanese Elm	
Japanese Ash	
Japanese Cherry	
Japanese Oak	
Walnut	

Round Extension Table 105
 Round Extension Table 105 H
 [Image ②]

dia: 1050 (w: 1550 d: 1050)
 h: 710 (740) h1: 680 (710)
 h2: 620 (650) wbl: 650 (1150)

Japanese Elm	
Japanese Ash	
Japanese Cherry	
Japanese Oak	
Walnut	

Extension Table 90 × 90
 Extension Table 90 × 90 H
 [Image ③]

w: 900 (1400) d: 900
 h: 710 (740) h1: 680 (710)
 h2: 620 (650) wbl: 740 (1240)

Japanese Elm	
Japanese Ash	
Japanese Cherry	
Japanese Oak	
Walnut	

Round Table 120
 Round Table 120 H
 [Image ④]

dia: 1200
 h: 710 (740) h1: 680 (710)
 h2: 635 (665) wbl: 720

Japanese Elm	
Japanese Ash	
Japanese Cherry	
Japanese Oak	
Walnut	

*Accessory: cross beams

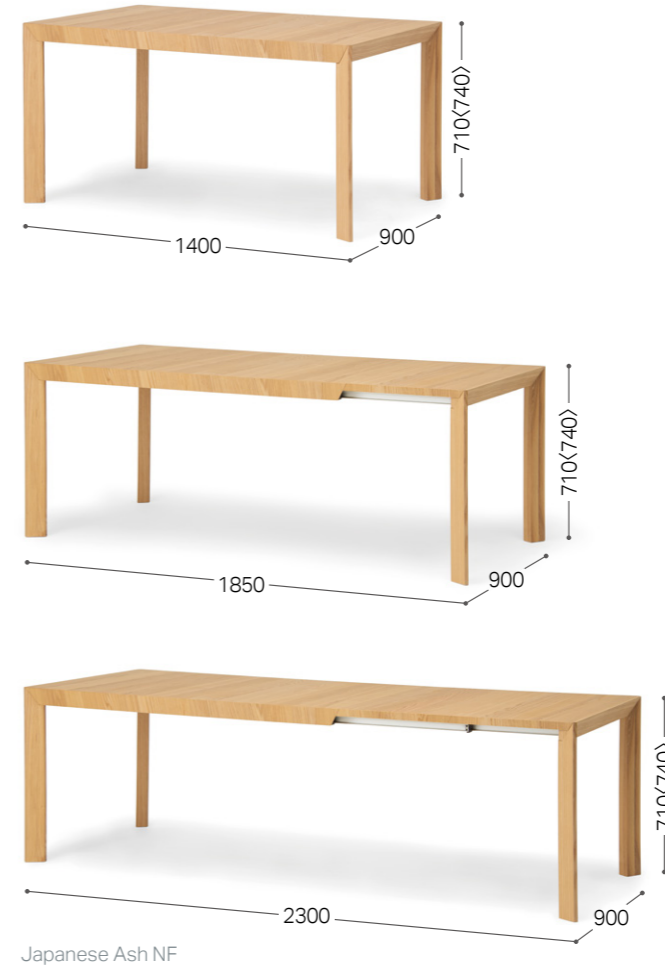
Round Table 105
 Round Table 105 H

dia: 1050
 h: 710 (740) h1: 680 (710)
 h2: 635 (665) wbl: 610

Japanese Elm	
Japanese Ash	
Japanese Cherry	
Japanese Oak	
Walnut	

*Accessory: cross beams

*The figures in the parentheses are sizes at the time of extension; ones in the angle brackets express the height of H type. *Top board: random-match



Japanese Ash NF


An extension table that doesn't look that way because it's extended on the edge. The two additional tabletops stored under the main tabletop allow the table to extend twice up to 2500 mm (in case of the original size of 1600 mm) to accommodate more people. It has been widely used in many different scenarios since 2009.

Wood coating
Japanese Ash NF/WNF/MBR/DBR/GY/DGY/BL

Make-it-lower
Table: 10mm 20mm 30mm



Toshiyuki Yoshino
Japan



Grain



The top board is extendable.

Extension Table 160 × 90
Extension Table 160 × 90 H

w: 1600 (2050/2500) d: 900 h: 710 (740)
h2: 620 (650) wbl: 1450 (1900/2350)

Japanese Ash

*Accessory: height adjusters for the extendable-side legs

Extension Table 140 × 90
Extension Table 140 × 90 H
[Image]

w: 1400 (1850/2300) d: 900 h: 710 (740)
h2: 620 (650) wbl: 1250 (1700/2150)

Japanese Ash

*Accessory: height adjusters for the extendable-side legs

*The figures in the parentheses are sizes at the time of extension; ones in the angle brackets express the height of H type. *Top boards: book-match



Linus collection is another masterpiece designed by Sture Eng. The high-back lounge chair is designed to fully support your back, enabling you to relax to the fullest. Since its launch in 2007, it has been one of the most popular living room chairs among our lounge chairs.

Wood coating

Japanese Oak NF/WNF/MBR/DBR/GY/DGY/BL
Walnut CW/DBR

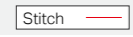
Fabric and leather

Fabric / leather unavailable for chairs
F5 Camila

Make-it-lower

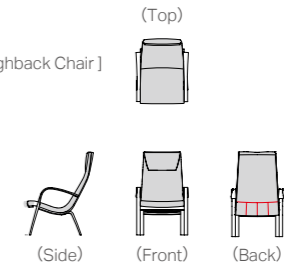
Chair, Stool: **10mm** **20mm** **30mm** **40mm**

Leather stitching



Leather stitching is applied to the following:

- Highback Chair (Top)
- Lowback Chair [The drawing for Highback Chair]



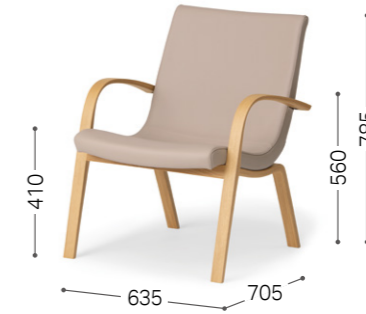
Designer



Sture Eng
Sweden



① Japanese Oak NF Rinova OR/F3



② Japanese Oak NF MG-LGY/L3



③ Japanese Oak GY Blend LGY/F2

		F1	F2	F3	F4/CL1	F5/L2	L3	L4
Highback Chair [Image ①]	w: 620 d: 770 h: 990 sh: 390 ah: 560							
	Japanese Oak							
	Walnut							
Limit in fabric / leather Leather stitching								
Lowback Chair [Image ②]	w: 635 d: 705 h: 785 sh: 410 ah: 560							
	Japanese Oak							
	Walnut							
Limit in fabric / leather Leather stitching								
Stool [Image ③]	w: 520 d: 410 h: 380							
	Japanese Oak							
	Walnut							



① Japanese Oak NF BQ-BR/L3



③ Japanese Oak NF MG-CGY/L3



⑤ Japanese Oak MBR Jan GY/F2



② Japanese Oak NF Jan GY/F2



④ Japanese Oak NF MG-CGY/L3



⑥ Japanese Oak NF MG-KGY/L3

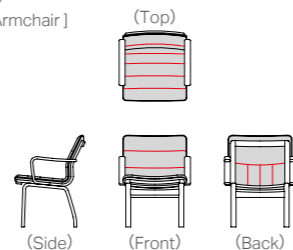
Lavender is a fusion of Japanese wood crafting skills and European modern design. Designed by Noboru Nakamura, it consists of a cushion that covers the whole back, providing comfort from top to bottom. It's a chair that matches well widely with CondeHouse desks and tables.

Wood coating
Japanese Oak NF/WNF/MBR/DBR/GY/DGY/BL

Make-it-lower
Chair: 10mm 20mm 30mm 40mm
*Excluding R type

Leather stitching Stitch
Leather stitching is applied to the following:

- Armchair
 - Side Chair
 - Armchair (S)
 - Side Chair (S)
 - Armchair (R type)
 - Side Chair (R type)
- [The drawing for Armchair]



Designer

Noboru Nakamura
(1938-2023)
Japan

		F1	F2	F3	F4/CL1	F5/L2	L3	L4
Armchair [Image ①] Leather stitching	w: 600 d: 580 h: 805 sh: 455 ah: 620 wt: 8.5	Japanese Oak						
Side Chair [Image ②] Leather stitching	w: 540 d: 580 h: 805 sh: 455 wt: 7.0	Japanese Oak						
Armchair (S) [Image ③] Leather stitching	w: 560 d: 580 h: 805 sh: 455 ah: 620 wt: 8.0	Japanese Oak						
Side Chair (S) [Image ④] Leather stitching	w: 500 d: 580 h: 805 sh: 455 wt: 6.5	Japanese Oak						
Armchair (R type) [Image ⑤] *Accessory: wheels; lifting and rocking mechanism Leather stitching	w: 690 d: 670 h: 765 (855) sh: 405 (495) ah: 575 (665) wt: 14.0	Japanese Oak						
Side Chair (R type) [Image ⑥] *Accessory: wheels; lifting and rocking mechanism Leather stitching	w: 690 d: 670 h: 765 (855) sh: 405 (495) wt: 13.5	Japanese Oak						

*The figures in the parentheses are the maximum height.



Riki Rocker is a Japanese style rocking chair created by the legendary Japanese designer, Riki Watanabe. The drawing proposed by Riki Watanabe had the perfect balance in just one go. The chair is designed to be lower than regular rockers and is paired with a thick seat cushion. It's a fine quality rocker that is perfect for nursing.

Wood coating

Japanese Oak NF/WNF/MBR/DBR/GY/DGY/BL

Make-it-lower

Stool: 10mm 20mm 30mm 40mm

Designer



Riki Watanabe
(1911-2013)
Japan



② Japanese Oak NF BQ-BL/L3

① Japanese Oak NF BQ-BL/L3

		F1	F2	F3	F4/CL1	F5/L2	L3	L4
Riki Rocker w: 685 d: 755 h: 1050 sh: 360 ah: 560	Japanese Oak							
Cushion (Head and Back) for Riki Rocker								
(as an example) Riki Rocker with Cushion (Head and Back) [Image ①]	Japanese Oak							
Riki Rocker Stool [Image ②] w: 540 d: 380 h: 410	Japanese Oak							



Designed by a Swedish designer, Sture Eng, Runt Om is one of the most popular chairs made by CondeHouse. Since the launch 50 years ago, this light and stackable chair has been redesigned several times to reach its full potential, and consequently still used widely in residences and public facilities.

Wood coating

Japanese Elm NF/WNF/MBR/DBR/GY/DGY/BL
Japanese Ash NF/WNF/MBR/DBR/GY/DGY/BL
Japanese Cherry NF/WNF/MBR/DBR/GY/DGY/BL
Japanese Oak NF/WNF/MBR/DBR/GY/DGY/BL
Walnut CW/DBR

*OFN is available for Chair (Solid wood seat) and Stool (Solid wood seat).

Make-it-lower

Chair, Stool: 10mm 20mm 30mm 40mm


Leather stitching




You can make it no-stitching with additional charge. Leather stitching is applied to the following:

- Chair (Upholstered Seat)
 - Chair H (Upholstered Seat)
 - Stool (Upholstered Seat)
 - Stool H (Upholstered Seat)
- [The drawing for Chair (Upholstered Seat)]

Additional charge



Designer



Sture Eng
Sweden



① Japanese Elm NF Kokyu RBR/F5



② Japanese Cherry NF



③ Japanese Ash OFN



④ Japanese Ash NF MG-LGY/L3



⑤ Japanese Ash WNF



⑥ Japanese Ash NF



Chair (Upholstered Seat)
Chair H (Upholstered Seat)
[Image ①]

w: 555 d: 475
h: 740 (760)
sh: 435 (455)
ah: 670 (690)
wt: 4.5

	F1	F2	F3	F4/CL1	F5/L2	L3	L4
Japanese Elm							
Japanese Ash							
Japanese Cherry							
Japanese Oak							
Walnut							

*Stackable up to 4 | Leather stitching |

Chair (Wooden Seat)
Chair H (Wooden Seat)
[Image ②]

w: 555 d: 475
h: 740 (760)
sh: 420 (440)
ah: 670 (690)
wt: 4.0

Japanese Elm	
Japanese Ash	
Japanese Cherry	
Japanese Oak	
Walnut	

*Stackable up to 4

Chair (Solid Wood Seat)
Chair H (Solid Wood Seat)
[Image ③]

w: 555 d: 475
h: 740 (760)
sh: 425 (445)
ah: 670 (690)
wt: 6.0

Japanese Elm	
Japanese Ash	
Japanese Cherry	
Japanese Oak	
Walnut	

Solid wood seat *Stackable up to 4

Stool (Upholstered Seat)
Stool H (Upholstered Seat)
[Image ④]

w: 410 d: 410
h: 435 (455)
wt: 3.5

Japanese Elm							
Japanese Ash							
Japanese Cherry							
Japanese Oak							
Walnut							

*Stackable up to 4 | Leather stitching |

Stool (Wooden Seat)
Stool H (Wooden Seat)
[Image ⑤]

w: 410 d: 410
h: 425 (445)
sh: 420 (440)
wt: 3.0

Japanese Elm	
Japanese Ash	
Japanese Cherry	
Japanese Oak	
Walnut	

*Stackable up to 4

Stool (Solid Wood Seat)
Stool H (Solid Wood Seat)
[Image ⑥]

w: 410 d: 410
h: 425 (445)
wt: 4.5

Japanese Elm	
Japanese Ash	
Japanese Cherry	
Japanese Oak	
Walnut	

Solid wood seat *Stackable up to 4

*The figures in the angle brackets express the height of H type.



① Japanese Ash DBR MG-CGY/L3



② Japanese Ash NF Blend LGY/F2



③ Japanese Ash WNF Like NV/F3

Designed by Yoshimitsu Asakura. The beautiful wood grain on the back of the chair is what Leggero represents. It's made of Japanese ash, and the seat cover is detachable for easier maintenance.

Wood coating

Japanese Ash NF/WNF/MBR/DBR/GY/DGY/BL

Make-it-lower

Chair: 10mm 20mm 30mm 40mm

Covering Seat

The seat upholstery is removable for easy maintenance.



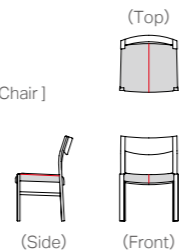
Leather stitching



You can make it no-stitching with additional charge. Leather stitching is applied to the following:

- Armchair
Armchair H
- Side Chair
Side Chair H
- Side Chair (S)
Side Chair (S) H
- Cover
[The drawing for Side Chair]

Additional charge



Designer



Yoshimitsu Asakura
Japan

		F1	F2	F3	F4/CL1	F5/L2	L3	L4
Armchair Armchair H [Image ①]	w: 565 d: 535 h: 800 (825) sh: 435 (460) ah: 635 (660) wt: 5.0	Japanese Ash						
	Leather stitching Covering Seat	Only covering seat						
Side Chair Side Chair H [Image ②]	w: 550 d: 535 h: 800 (825) sh: 435 (460) wt: 4.5	Japanese Ash						
	Leather stitching Covering Seat	Only covering seat						
Side Chair (S) Side Chair (S) H [Image ③]	w: 500 d: 525 h: 800 (825) sh: 435 (460) wt: 4.5	Japanese Ash						
	Leather stitching Covering Seat	Only covering seat						

*The figures in the angle brackets express the height of H type.

ACCESSORY COLLECTION



CondeHouse's original accessory collection is here to make your life more relaxed and comfortable. K-type cushions are designed by a Hokkaido-born designer, Kajihara Kanako, based on Japanese flowers.

The special fabrics for Cushion K

The special fabrics for Cushion K are selected from the collection of Kanako Kajihara, a textile designer from Hokkaido. The three fabrics are suggestive of Hokkaido nature, and unique especially in three-dimensional texture developed by the printing and heatshrinking process. You can combine two different fabrics.




- *These fabrics are available only for Cushion K.
- *Dry-cleanable
- *Please contact for pattern arrangement.
- *White cloth is put in between the fabrics for design.

Microfiber cushion

Microfiber allows deep laid-back but is less subject to deformation.



Others




Cushion K 65 × 50 <small>[Image ①]</small>	650 × 500 *Upholstered only with the special fabric (see below for more details) *Microfiber cushion	
Cushion K 45 × 45 <small>[Image ②]</small>	450 × 450 *Upholstered only with the special fabric (see below for more details) *Microfiber cushion	
Cushion K 50 × 30 <small>[Image ③]</small>	500 × 300 *Upholstered only with the special fabric (see below for more details) *Microfiber cushion	


ACCESSORY COLLECTION



④ Like DGY/F3



⑤ Like YE/F3



⑥ Camila GY/F5



⑦ Bentley GY/F5



⑧ Maple DBG/F3



⑨ Ultrasuede LGY/F3



⑩ KP-LGY/L3



⑪ BQ-BL/L3




⑫ GR-BE/L4



⑬ BQ-BR/L3



⑭ GR-BE/L4



⑮ BQ-BR/L3



⑯ MG-KGY/L3



⑰



⑱

		F1	F2	F3	F4/CL1	F5/L2	L3	L4
Cushion C 65 × 50 [Image ④]	650 × 500							
		*The fabric patterns of the front and back run across. *Microfiber cushion						
Cushion C 45 × 45 [Image ⑤]	450 × 450							
		*The fabric patterns of the front and back run across. *Microfiber cushion						
Cushion C 50 × 30 [Image ⑥]	500 × 300							
		*The fabric patterns of the front and back run across. *Microfiber cushion						
Cushion 50 [Image ⑦]	500 × 500							
		*Microfiber cushion						
Cushion 45 [Image ⑧]	450 × 450							
		*Microfiber cushion						
Cushion 35 [Image ⑨]	350 × 350							
		*Microfiber cushion						
Leather Cushion (a) 40 [Image ⑩]	400 × 400							
		*Microfiber cushion						
Leather Cushion (a) 30 [Image ⑪]	300 × 300							
		*Microfiber cushion						
Leather Cushion 40 [Image ⑫]	400 × 400							
		*Shredded urethane cushion						
Round Leather Cushion 80 [Image ⑬]	φ 800							
		*Shredded urethane cushion						
Round Leather Cushion 45 [Image ⑭]	φ 450							
		*Shredded urethane cushion						
Roll Cushion [Image ⑮]	480 × φ 180							
		*Microfiber cushion						
Round Seat Leather Cushion 41 [Image ⑯]	φ 410							
		*Leather only.						
Round Seat Leather Cushion B 41 [Image ⑰]	φ 410							
Round Seat Leather Cushion C 41 [Image ⑱]	φ 410							

M COLLECTION



M Collection is commercializing the grand prize winning item of the International Furniture Design Competition in Asahikawa, full of unique Japanese beauty concepts. CondeHouse original colors are available for you to mix and match with other furniture collection.

Wood coating

Japanese Ash NF/WNF/MBR/DBR/GY/DGY/BL

M COLLECTION

M collection is the items made by WOW, and made of Japanese ash in CondeHouse standard colors.

WOW (In 2022, the company name is changed from MÖBEL TOKO)

An Asahikawa-based furniture manufacturer with a long experience to make modular cabinets and other items winning IFDA awards.

<https://wow.jpn.com>



① Japanese Ash WNF



② Japanese Ash MBR



Drawer

Half Chair Op.1

[Image ①]

w: 490 d: 340 h: 705 sh: 440 wt: 3.0

Japanese Ash

Half Chair Op.1 (with Drawer)

[Image ②]

w: 490 d: 340 h: 705 sh: 440 wt: 3.5

*Accessory: a drawer

Japanese Ash



③ Japanese Ash GY



④ Japanese Ash WNF



⑤ Japanese Ash GY



⑥ Japanese Ash NF

SORAHE Original

[Image ③]

w: 900 d: 350 h: 1900

Japanese Ash

SORAHE Small

[Image ④]

w: 730 d: 350 h: 1540

Japanese Ash

SORAHE Tower 190

[Image ⑤]

w: 350 d: 350 h: 1900

Japanese Ash

SORAHE Tower 154

[Image ⑥]

w: 350 d: 350 h: 1540

Japanese Ash

C COLLECTION



C Collection consists of beautiful hand-crafted products made of solid wood that will enrich your lifestyle. Popular items such as dress racks and coat stands are finished in CondeHouse original colors.

Wood coating

Japanese Ash NF/WNF/MBR/DBR/GY/DGY/BL

C COLLECTION

C collection is the items made by cosine, and made of Japanese ash in CondeHouse standard colors.

cosine

They offer long-life wooden furniture and household goods, such as sofas, tables, clocks, crafts, etc. with enthusiasm of using every last piece of wood.

<https://www.cosine.com>



cosine



① Japanese Ash NF



② Japanese Ash BL



③ Japanese Ash NF



④ Japanese Ash GY



⑤ Japanese Ash DBR



⑥ Japanese Ash WNF

Entrance Stool [Image ①]	w: 360 d: 250 h: 415 sh: 400 wt: 2.5 *Solid wood seat	Japanese Ash
High Stool [Image ②]	w: 360 d: 270 h: 545 sh: 530 wt: 2.5 *Solid wood seat	Japanese Ash
Mine Stool [Image ③]	w: 360 d: 360 h: 435 sh: 415 wt: 3.5 *Solid wood seat	Japanese Ash

Dress Rack [Image ④]	w: 755 d: 410 h: 1490	Japanese Ash
Dress Rack (Wide)	w: 1045 d: 460 h: 1870	Japanese Ash
Coat Stand Fioretto [Image ⑤]	w: 450 d: 450 h: 1870 *The hook parts are pivotable.	Japanese Ash
Coat Stand Branch [Image ⑥]	w: 440 d: 440 h: 1785	Japanese Ash

Select Furniture A+



LV-101-137

Japanese Ash DGY + Japanese Ash WNF w: 3150 d: 450 h: 1665



TV-409-016

Japanese Ash DGY w: 2000 d: 450 h: 405



ST-101-760

Japanese Birch AWT + Oak WNF
w: 2250 d: 446 h: 2400

TV-101-C67

WTM + Oak WNF
w: 2415 d: 450 h: 345



SD-101-724

Walnut CW + Linoleum 4175
w: 2370 d: 453 h: 1845



DK-101-607

Oak WNF + Linoleum 4179 w: 1500 d: 570 h: 1080



SH-101-607

Oak WNF + Linoleum 4179 w: 1500 d: 360 h: 1440

Select Furniture A+

What A+ can provide

- In the select plan, customers are supposed to choose the best combination to meet their needs.
- Customers can customize it if they don't like the regular options.
- The wooden part is made of 100% natural material, which realizes an one of a kind furniture.
- It will be shipped in parts. That will not only allow us to fit through tiny doors but also lower the energy consumption of transportation.
- Available in standard colors with oak, walnut, and Japanese ash.
- All the production is managed by both CondeHouse and WOW to ensure the finest condition of our products when it reaches to customers.

How to choose

All kinds of cabinets, doors, and shelves are available. After selecting the color and wood type, a quotation and production time will be provided shortly. Customers can customize it if they don't like the regular options.

Combinations

A+ provides a wide variety of options in combination, size, etc. We believe it can fit well in any of your scenarios. Please visit our store for more information.

Customization

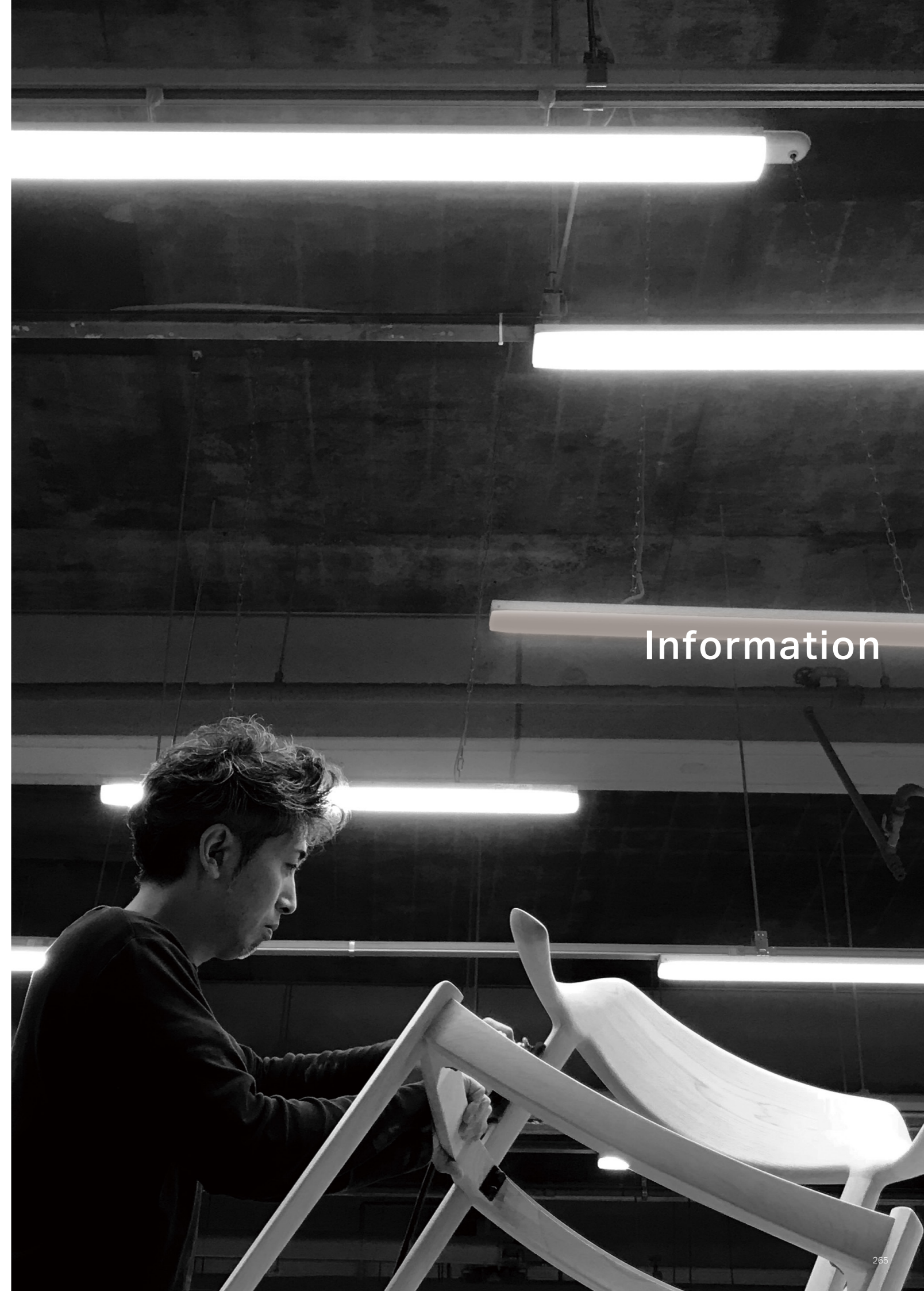
Customers can customize it if the existing options do not satisfy them. Let our professional team design and create the furniture with you. Please visit our store for more information.



A+ is a modular furniture series created by CondeHouse and WOW (In 2022, the company name is changed from MÖBEL TOKO) . Whether it is for living room, dining room, or even reading room, we believe that A+ can satisfy all your needs both visually and functionally.

Select
Furniture

A+




Information

Wood & Finish

*The application of wood and finish differs depending on items.

*OFN is oil-finish.


*The images may be different in color from real ones.




Japanese Ash NF




Japanese Ash WNF




Japanese Ash MBR



Japanese Ash DBR



Japanese Ash OFN



Japanese Ash GY




Japanese Ash DGY




Japanese Ash BL




Japanese Oak NF




Japanese Oak WNF




Japanese Oak MBR




Japanese Oak DBR



Japanese Oak OFN




Japanese Oak NWT



Japanese Oak GY




Japanese Oak DGY




Japanese Oak BL




Japanese Elm NF



Japanese Elm WNF




Japanese Elm MBR




Japanese Elm DBR



Japanese Elm OFN




Japanese Elm GY




Japanese Elm DGY




Japanese Elm BL




Japanese Sen NF



Japanese Sen WNF




Japanese Sen MBR




Japanese Sen DBR



Japanese Sen OFN




Japanese Sen GY




Japanese Sen DGY




Japanese Sen BL




Japanese Cherry NF



Japanese Cherry WNF




Japanese Cherry MBR




Japanese Cherry DBR




Japanese Cherry WL



Japanese Cherry OFN



Japanese Cherry GY




Japanese Cherry DGY




Japanese Cherry BL




Japanese Birch NF




Japanese Birch WNF




Japanese Birch MBR



Japanese Birch DBR



Japanese Birch OFN



Japanese Birch GY



Japanese Birch DGY



Japanese Birch BL

*Japanese Oak

Oak is likely to have tiger stripes; especially Japanese oak is more. Other natural marks may also appear on top boards, backrests, arms, etc., which is intentionally designed for beautiful harmony.

*Japanese Birch


Japanese Birch is a tree locally grown in Hokkaido. The heartwood is red; the sapwood is white. Here at CondeHouse, we use both heartwood and sapwood. Consequently, their mixed natural colors make our furniture look unique.

Wood & Finish


*The application of wood and finish differs depending on items.
 *OFN is oil-finish.
 *The images may be different in color from real ones.




Oak OFN




Walnut CW



Walnut DBR



Walnut OFN



PWT




PDG




PBL



REM



WTM



BLM


Fabric

☞ Only hand-washable in lukewarm water (40 degrees celsius or less)
 © Dry-cleanable
 ※ Maker part number


F1



Grain GY / F1
☞ ©




Grain DGY / F1
☞ ©




Grain BL / F1
☞ ©



Persia BR / F1
☞ ©




Persia LGY / F1
☞ ©



Persia CGY / F1
☞ ©

F2



Syuro BU / F2
©



Syuro LGY / F2
©




Jan BU / F2
☞ ©



Jan GY / F2
☞ ©



Fili BR / F2
☞ ©



Fili BU / F2
☞ ©




Blend LBE / F2
☞ ©



Blend LGN / F2
☞ ©



Blend PN / F2
☞ ©




Blend LGY / F2
☞ ©



Longchamp WT / F2
☞ ©



Longchamp BE / F2
☞ ©



Longchamp CGY / F2
☞ ©



Fabrics with are always in-stock and possible to be provided in the shortest lead time.
 Please contact for the availability of the other fabrics.

The images may be different in color from real ones.
 Please see the scale above for the confirmation of fabric patterns.
 The vertical direction of images conforms to the depthwise direction of chairs and sofas.


Fabric

☞ Only hand-washable in lukewarm water (40 degrees celsius or less)


Ⓞ Dry-cleanable

※ Maker part number

F3



☆ ※ 3366 Ultrasuede LGY / F3 ☞
 ☆ ※ 3367 Ultrasuede GY / F3 ☞
 ☆ ※ 5789 Ultrasuede DGY / F3 ☞
 ☆ Sultan GN / F3 ☞
 ☆ Sultan RE / F3 ☞




☆ Sultan BU / F3 ☞
 ☆ ※ 232 Maple BR / F3 ☞
 ☆ ※ 362 Maple DBR / F3 ☞
 ☆ ※ 762 Maple DBG / F3 ☞
 ☆ Like YE / F3 ☞



☆ Like DGY / F3 ☞
 ☆ Like NV / F3 ☞
 ☆ Linova OR / F3
 ☆ Linova BU / F3

F4



☆ Sarmassa LGY / F4
 ☆ ※ 171 Tonica LGY / F4
 ☆ ※ 132 Tonica DGY / F4
 ☆ Biro GN / F4
 ☆ Biro GY / F4



☆ Magnolia GY / F4
 ☆ Lumiere BE / F4 ☞
 ☆ Lumiere LGY / F4 ☞
 ☆ Lumiere DGY / F4 ☞

Fabrics with are always in-stock and possible to be provided in the shortest lead time. Please contact for the availability of the other fabrics.




The images may be different in color from real ones. Please see the scale above for the confirmation of fabric patterns. The vertical direction of images conforms to the depthwise direction of chairs and sofas.

F5



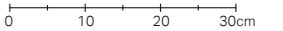
☆ Avance BR / F5
 ☆ Camila BE / F5
 ☆ Camila GN / F5
 ☆ Camila BU / F5
 ☆ Camila GY / F5



Kokyu BR / F5
 Kokyu RBR / F5
 ☆ ※ 0010 Zero NV / F5 ☞
 ☆ ※ 0013 Zero BL / F5 ☞
 ☆ Fine GY / F5



☆ Bentley BR / F5
 ☆ Bentley GY / F5
 Rivie LBR / F5
 Rivie YE / F5
 Rivie BG / F5



About KOKYU,

CondeHouse original fabric

This is an original fabric developed by CondeHouse and a Hokkaido-born designer, Kanako Kajiwara. It is made from Japanese raw materials in Japan for sustainability. We aim at an unique fabric that connects you to the nature of Hokkaido. Part of the fabric is made of the wood chips of Hokkaido oak trees produced in our furniture production.




Kanako Kajihara



Leather

CL1



MR-WT / CL1 MR-LBR / CL1 MR-DBR / CL1 MR-BL / CL1

L2




RK-NL / L2 RK-BR / L2 RK-DBR / L2 RK-BL / L2

L3




MG-GBE / L3 MG-LGY / L3 MG-KGY / L3 MG-CGY / L3 MG-BL / L3



EN-BE / L3 EN-RBR / L3 EN-DGY / L3 EN-NV / L3



KP-DBR / L3 KP-LGY / L3




BQ-BR / L3 BQ-BL / L3

*Fabrics with are always in-stock and possible to be provided in the shortest lead time. Please contact for the availability of the other fabrics.

*Leathers with "note" are made-to-order. Check the delivery time beforehand.

Natural leather requires daily maintenance. Please see p. 274. Some items have limits on fabric / leather application.

L4



GR-BE / L4 (note) GR-DBR / L4 (note) GR-DRE / L4 (note) GR-BL / L4 (note)

Leather grade

CL1 MR Painted and embossed medium thick leather which improves maintainability by stain- and damage-proof design.

L2 RK Painted and embossed thick leather which improves maintainability by stain- and damage- proof design, and is suited for sofas.

L3 MG Pigment and embossed leather, thick and soft but resistant to fouling and scratches; greyish color is available.

L3 EN Corrected grain leather with both good maintainability by stain- and damage-proof design and good texture by light correction and fine-particle pigment

L3 KP The new leather is good in texture and maintainable due to natural wrinkle finish and fine-particle pigment.

L3 BQ Semi aniline finished and shrink processed leather.

L4 GR Aniline finished and natural shrink processed leather.

About HOKKAIDO LEATHER

High-quality furniture leather born by the collaboration of Sakuta, Kawazen Leather, and Asahikawa furniture industry

Asahikawa furniture industry has developed a special domestic furniture leather "HOKKAIDO LEATHER" in cooperation with Sakuta (a livestock company) and Kawazen Leather (a leather company) as part of efforts to further improve traceability of raw materials.

The fine-grained, high-quality hides produced in a tough climatic environment of Hokkaido are quickly and carefully processed at Sakuta in Asahikawa. The hides are then transported to the Kawazen factory in Himeji, Hyogo Prefecture, where they are processed into high-quality leather using a world-class technology while maintaining their freshness and quality. With "HOKKAIDO LEATHER" made of Hokkaido's unique natural environment and Japan's technological strength, we will further promote manufacturing of safety and reliability.

CondeHouse has added two types of HOKKAIDO LEATHER to its leather collection (EN-BE, EN-RBR).

Maintenance



How to place furniture

Place furniture as flatly as possible in order to prevent strength deterioration, breakage, and collateral damages. Don't forget to set up adjusters for furniture in case they are installed. When moving furniture, be careful not to damage paint or make dents.

Direct sunlight and heat

Direct sunlight may deteriorate the color of natural materials: wood, fabric, and leather. Heat and extreme dry conditions may warp wood.

How to maintain furniture

Wooden furniture is vulnerable to water or moisture. Wipe softly with a dry cloth and don't rub hard in order to avoid scars. When it's dirty, wipe with a squeezed wet cloth and then with a dry one. Don't use volatile liquids such as benzene, alcohol, or thinner in order to avoid color deterioration.

How to maintain fabric

Pad softly and vacuum dust coming onto the surface. When it's stained, pad softly with a cloth firmly squeezed after being soaked in a neutral detergent, wipe with a squeezed wet cloth, and finish with a dry cloth.

How to maintain leather

Wipe with a dry cloth as needed. Don't rub too hard to prevent a clog of dust in pores; don't use oil cloth to prevent stains. Vacuum-clean with a soft brush regularly.

How to maintain cushions

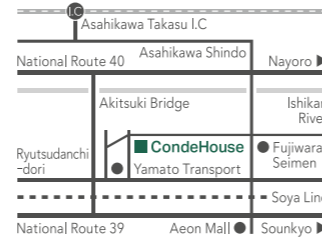
Padding softly and pulling into shape prevent cushions from wrinkling and losing shape.

Shop & Office

CondeHouse Asahikawa



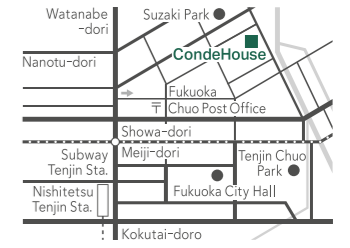
2-6 Nagayama Kita Asahikawa Hokkaido 079-8509
Tel +81 (0) 166•47•9911 Fax +81 (0) 166•48•3100



CondeHouse Fukuoka Office



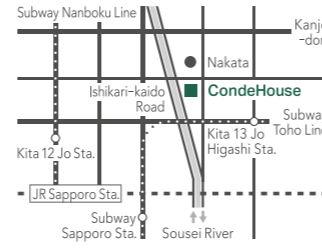
Office NEW GAEA NIKKO Tenjin 303
4-8-25 Tenjin Chuo-ku Fukuoka 810-0001
Tel +81 (0) 92•732•1333 Fax +81 (0) 92•732•1335



CondeHouse Dooh



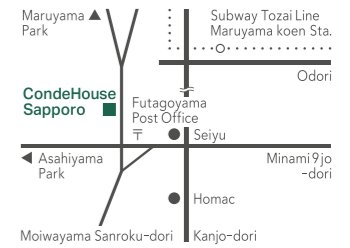
N-bldg. 2/3F
1-15 Higashi 1 Kita 13 Higashi-ku Sapporo 065-0013
Tel +81 (0) 11•743•4401 Fax +81 (0) 11•743•4402 [office]
Tel +81 (0) 11•743•4445 Fax +81 (0) 11•743•4446 [shop]



CondeHouse Sapporo



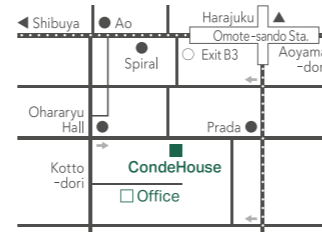
CondeHouse Sapporo Co., Ltd.
4-1-10 Futagoyama Chuo-ku Sapporo 064-0946
Tel +81 (0) 11•511•0305 Fax +81 (0) 11•511•0505 [office]
Tel +81 (0) 11•511•0303 [shop]



CondeHouse Tokyo Shop



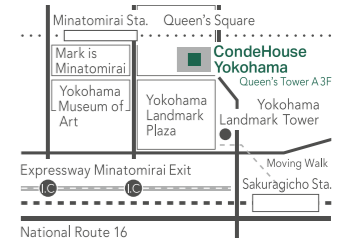
Uchida-bldg. 1/2F
5-4-46 Minami-Aoyama Minato-ku Tokyo 107-0062
Tel +81 (0) 3•5931•1188 Fax +81 (0) 3•5931•1189



CondeHouse Yokohama



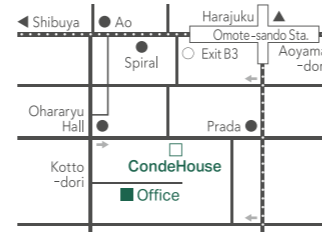
CondeHouse Yokohama Co., Ltd.
Queen's Tower A3F
2-3-1 Minatomirai Nishi-ku Yokohama 220-600
Tel +81 (0) 45•682•5588 Fax +81 (0) 45•682•5585



CondeHouse Tokyo Open Office Office



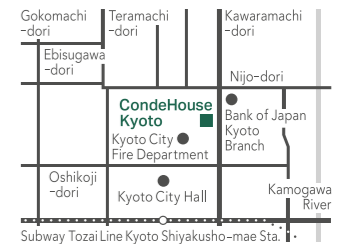
Imari Minami-Aoyama-bldg. 1F
5-4-29 Minami-Aoyama Minato-ku Tokyo 107-0062
Tel +81 (0) 3•5931•8221 Fax +81 (0) 3•5931•8222 [Tokyo Office]
Tel +81 (0) 3•5931•8220 Fax +81 (0) 3•5931•8222 [Contract Division]



CondeHouse Kyoto



Kyoto CondeHouse Co., Ltd.
Cloto-bldg. 1F
376 Ichinofunairi-cho Kawaramachi-dori Nijo-Sagaru
Nakagyo-ku Kyoto 604-0924
Tel +81 (0) 75•251•0223 Fax +81 (0) 75•251•0224



CondeHouse Nagoya



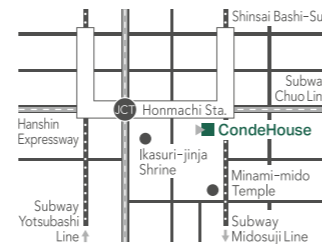
Daiichi Fuji-bldg. 1F
35-16 Daikancho Higashi-ku Nagoya 461-0002
Tel +81 (0) 52•559•3331 Fax +81 (0) 52•559•3332



CondeHouse Osaka



Osaka Midosuji-bldg. 1F
4-1-3 Kyutaro-machi Chuo-ku Osaka 541-0056
Tel +81 (0) 6•6253•6678 Fax +81 (0) 6•6253•6680



Overseas bases

CondeHouse U.S.A.



2915 Red Hill Avenue, Suite A104
Costa Mesa, CA 92626 U.S.A.
Tel +1(1) 949•247•7777
Fax +1(1) 949•247•7777
www.condehouse.com

CondeHouse Europe



Im Sinderfeld 8, 56072 Koblenz Germany
Tel +49 (0) 261•94239731
Fax +49 (0) 261•94239733
www.condehouse.de

Index

A - K	Item List
AATOS	111
AIMA	114
ALP	124
ATILLA LUX	43
BARCA LUX	88
BARRINGER	222
BCTD	232
Bedroom System bm	233
BOLS	238
CANYON	143
CHALLENGE	196
CL TABLE	173
CRUST	156
ECLIPSE	134
EIGHT LUX	61
FOLD	226
FOUR	227
GERBERA	142
GOLFER	172
HAKAMA	223
IKOR	126
IPPONGI	104
JINGU	178
KAMUY LUX	64
KARI	140
KIILA	144
KINA LUX	71
KOTAN	160
KORENTO	169
KYOBASHI	148
KYU	146

L - R	Item List
LAVENDER	246
LEGGERO	252
LINUS	244
MOLA LUX	90
MOM	240
MOOV	242
NUPRI	219
ONE LUX	100
QUIET	157
QUODO	150
RB TABLE	117
RIKI	248
RS SOFA	122
RUNT OM	249
SAN	176
SESTINA LUX	76
SLAT	193
SLED	184
SL TABLE	136
SORI	194
SPLINTER	190
SPLINTER LUX	74
STRIPE	182

T - W	Item List
TACK LUX	82
TEN	204
TL TABLE	200
tosai LUX	84
TUB	195
TWIST	199
YUKAR LUX	96
WING LUX	48

Contents	
Contribution to Society	7
Materials	10
Type of Woods	12
About CondeHouse Products	14
Products History	16
Contract Business	18

Condehouse Collection	
Products Assorted	21
Description for the Item List	40
Item List	42-264

Others	Item List
ACCESSORY COLLECTION	255
M COLLECTION	258
C COLLECTION	260
Select Furniture A+	262

Information	
Wood & Finish	266
Fabric	269
Leather	272
Maintenance	274
Shop & Office	276

- The images in this catalog may be slightly different in color from actual products due to the printing inks.

- The products shown are as of April 1, 2024. Product designs and specifications are subject to change for the product improvement.

- Please contact for more details.

CondeHouse Co., Ltd.

2-6 Nagayama Kita Asahikawa
Hokkaido 079-8509 Japan

Representative:
Tel +81 (0)166-47-1188
Fax +81 (0)166-49-2225

International Division:
Tel +81 (0)166-56-0409

2024.1

condehouse.co.jp

